

A photograph of two Addison Fire Department EMTs in uniform attending to a patient lying on a stretcher. The EMT on the left is wearing a red and black vest with 'TQ' on a pocket and 'FIRE' on the front. The EMT on the right is wearing a black vest with 'RESC' on it. The patient is wearing a blue shirt and has a red bandage on their arm. The background is a blurred outdoor setting with other people and equipment.

# ADDISON FIRE DEPT

ANNUAL REPORT  
2025

*Simulated scene; not actual patient*



# MISSION STATEMENT

The Mission Statement of the Addison Fire Department is to save lives, protect property, and serve with integrity.

# CORE VALUES

and what they mean to us.

## **ACCOUNTABILITY**

means being responsible to and for each other and our community.

## **FAMILY**

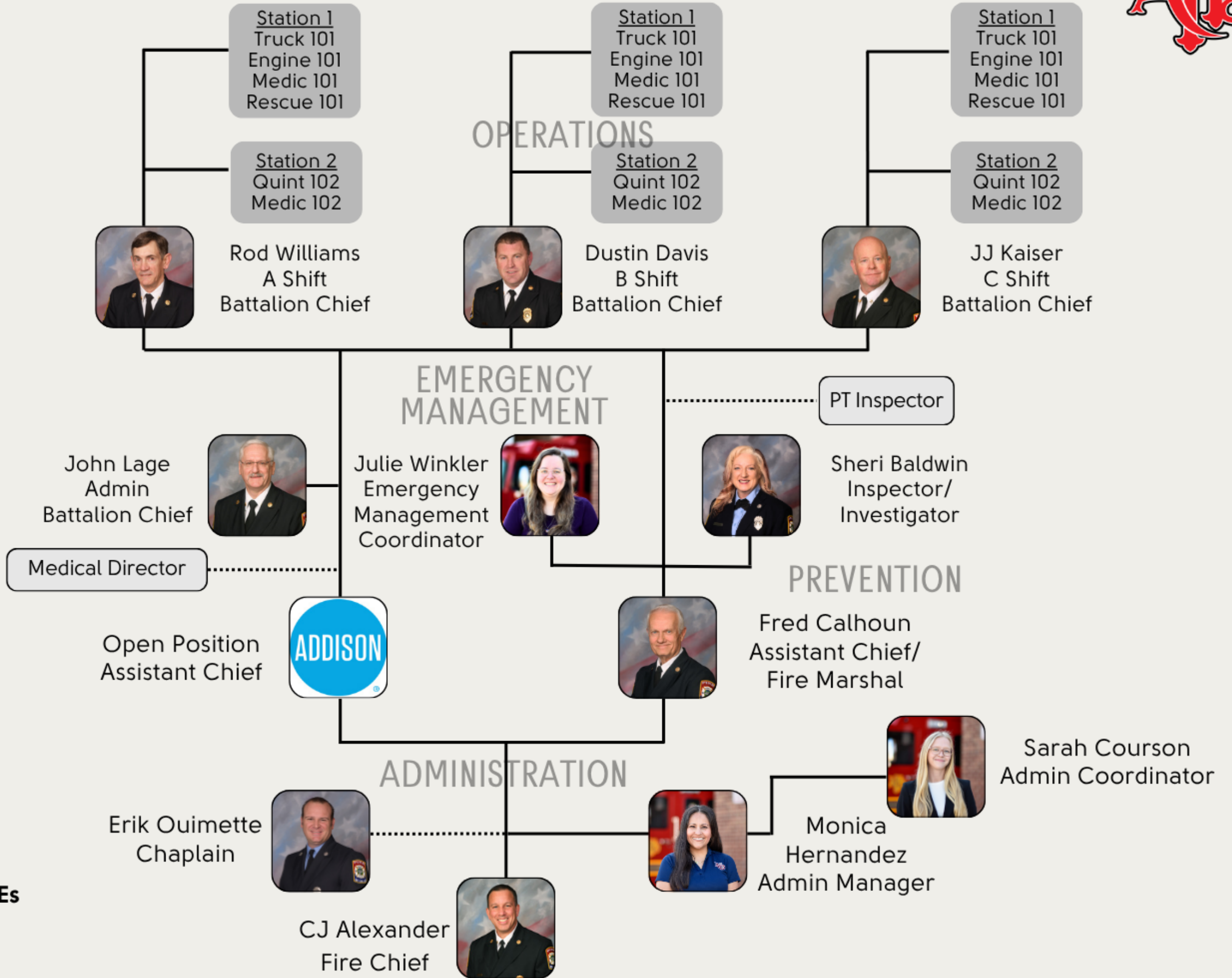
means being inclusive, respectful, and loyal to each other and our community.

## **DUTY**

means a moral or legal obligation; a responsibility to deliver services consistently, without prejudice or bias.

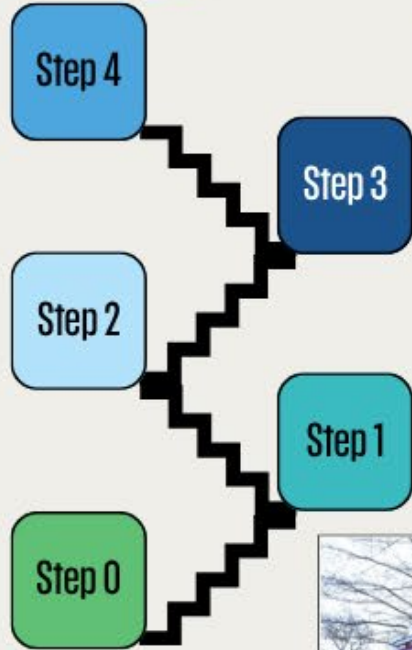

ADDISON  
FIRE

# AFD ORGANIZATION CHART




60 FTEs

# ACCOMPLISHMENTS



2025		JANUARY					
MON	TUE	WED	THU	FRI	SAT	SUN	
			1	2	3		
4	5	6	7	8	9	10	
11	12	13	14	15	16	17	
18	19	20	21	22	23	24	
25	26	27	28	29	30	31	



# DESIGNATIONS & RECOGNITIONS

ADDISON FIRE DEPARTMENT HAS BEEN AWARDED 4  
DESIGNATIONS AND RECOGNITIONS



ISO CLASS 1



TFCA BEST  
PRACTICES



AHA MISSION:  
LIFELINE GOLD



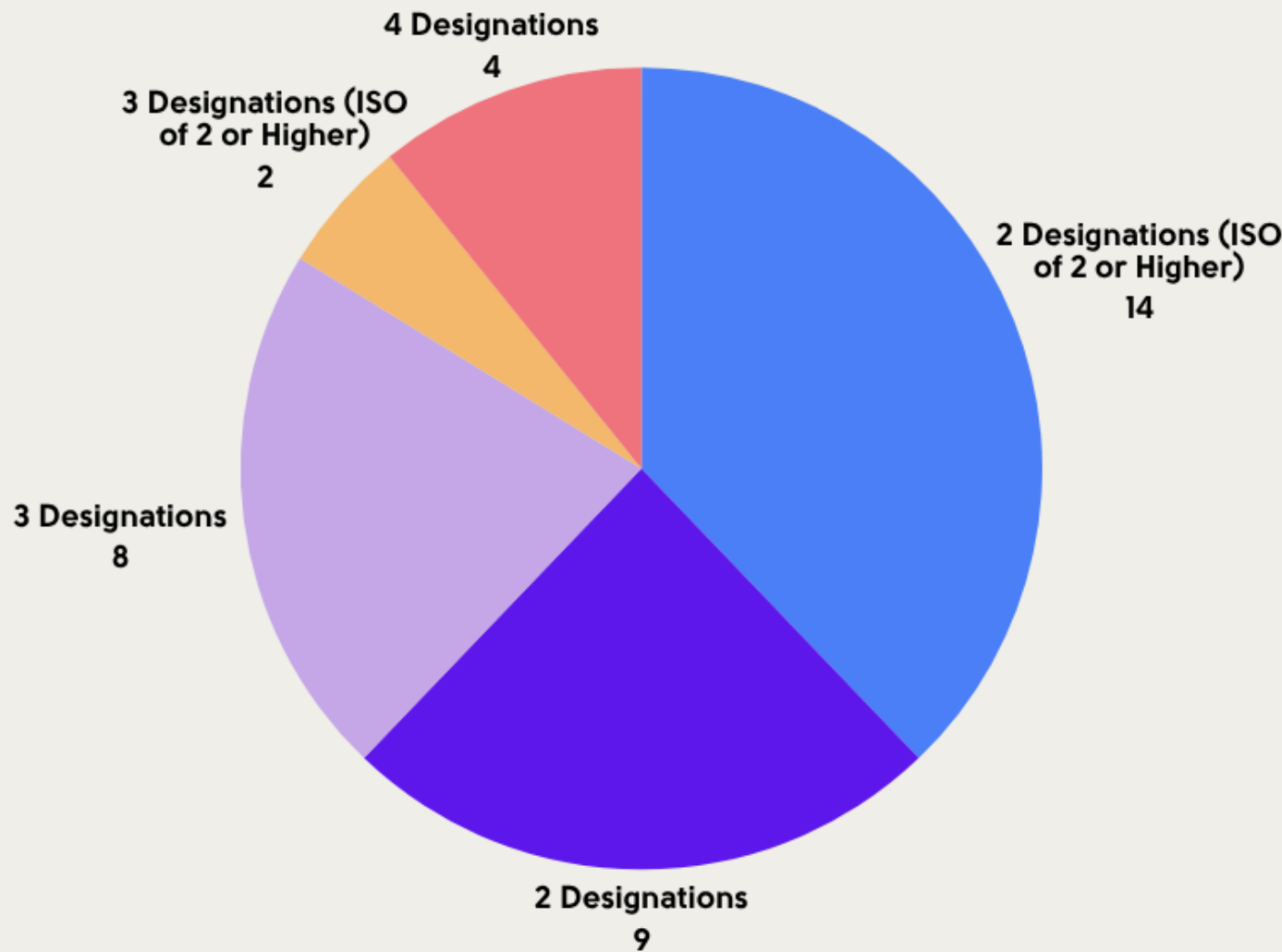
HEART SAFE  
COMMUNITY

# THE TIP OF THE SPEAR



## ISO CLASS 1, TFCA BEST PRACTICES, HEART SAFE, AND MISSION: LIFELINE

Addison Fire Department prides itself in maintaining these designations and recognitions. Through proactive prevention, responsiveness, and continuous training, we envision a future where every life is safeguarded, every emergency met with swift expertise, and every individual served with the utmost care and respect. Together, we aspire to build a strong, safe Addison community, where trust in our capabilities and compassion for our neighbors define our legacy. Maintaining these designations and recognitions holds us accountable not only by our measure but by the measures of the leading organizations in the State, to ensure we uphold the trust placed in us by the community.



NUMBER OF DESIGNATIONS	NUMBER OF DEPARTMENTS IN TEXAS
4	4 out of 710 (Including Addison)
3	8 out of 710
2	9 out of 710

# PREVENTION HIGHLIGHTS

## SMOKE DETECTOR BATTERY REPLACEMENT PROGRAM

- Batteries Installed
- Surveys Conducted
- Homes Visited



## INSPECTIONS 798

**224**  
28%

Cert of  
Occupancy

**255**  
32%

Fire  
Protection

**319**  
40%

Building

## PLANS REVIEWED 273

**11**  
4%

Kitchen  
Hood

**59**  
22%

Access  
Control

**88**  
32%

Fire  
Sprinkler

**115**  
42%



Fire Alarm

# PUBLIC EDUCATION & COMMUNITY ENGAGEMENT



# EMERGENCY MANAGEMENT HIGHLIGHTS

- Led a full-scale mass casualty exercise.
- Elected Secretary of the Regional Emergency Managers Group
- Completed duties as co-chair of the BioWatch Advisory Committee
- Participated in regional exercises
- Helped develop training and tabletop exercises for regional care provider facilities



# OPERATIONS

MEDIC  
101



MEDIC  
102



RESCUE  
101



52

SWORN OPERATIONS  
PERSONNEL

QUINT  
102



ENGINE  
101



TRUCK  
101



SQUAD  
101



524+

COMBINED YEARS  
OF SERVICE\*

\*as of 12/31/2025

BATTALION  
101




# TRAINING




16,463

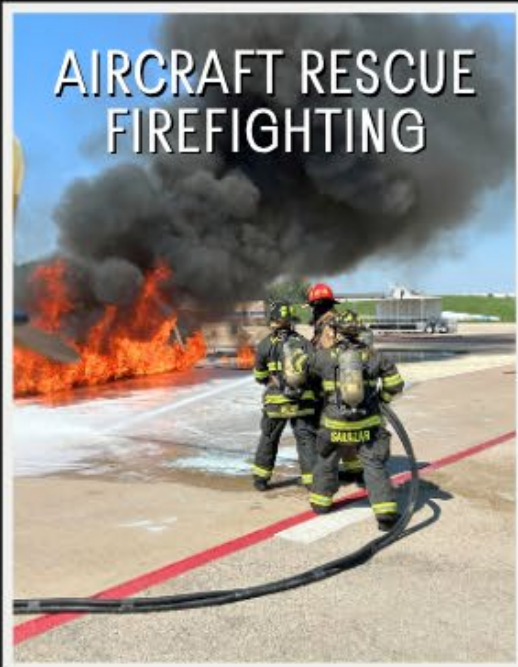
STAFF HOURS SPENT ON  
TRAINING



FORCIBLE ENTRY



GROUND LADDERS



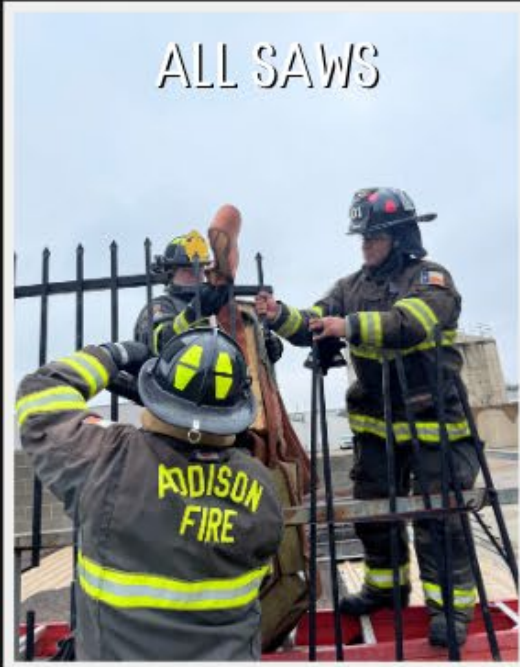
AIRCRAFT RESCUE  
FIREFIGHTING



PUMPING




HOSE LOAD




ALL SAWS



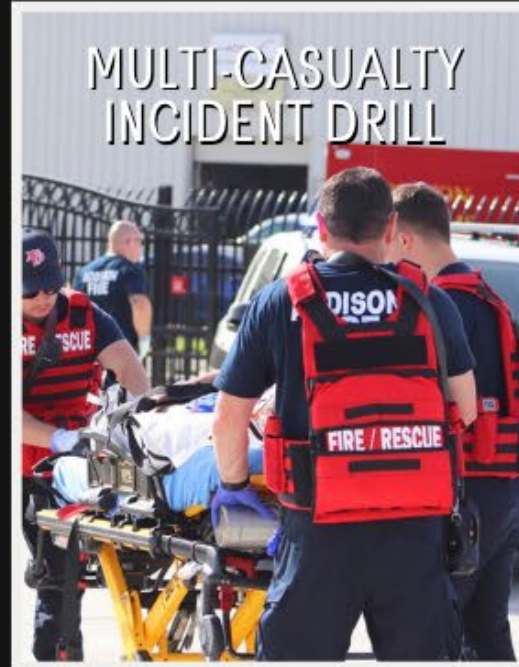
EMS SIMULATION



ROPES



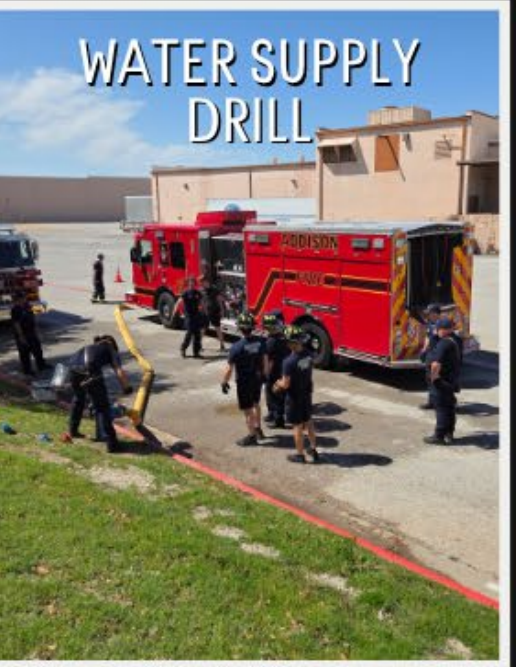
TRAINING TOWER



MULTI-CASUALTY  
INCIDENT DRILL




VEHICLE RESCUE



WATER SUPPLY  
DRILL



BAIL OUT



EXTRICATION

# ANALYTICS

## TYPE & NUMBER OF INCIDENTS

INCIDENTS IN  
ADDISON

3193

INCIDENTS IN  
OTHER CITIES

484

TOTAL  
INCIDENTS

3677

Fire

EMS

False Alarm

Service Call

Good Intent

Other



76  
2.07%

2359  
64.16%

451  
12.27%

223  
6.06%

423  
11.50%

145  
3.94%

NUMBER OF INCIDENTS BY:

**BUSIEST  
MONTH**

MARCH  
349

**BUSIEST  
DAY**

THURSDAY  
590

**BUSIEST  
TIME OF DAY**

10:00AM  
229

**BUSIEST  
APPARATUS**

ENGINE 101  
1692

**BUSIEST  
DISTRICT**

BELT LINE RD &  
MARSH LN AREA  
281

**AVERAGE #  
CALLS PER DAY**

10.07

# QUAD CITIES COMPARISON



## CALL VOLUME PER STATION

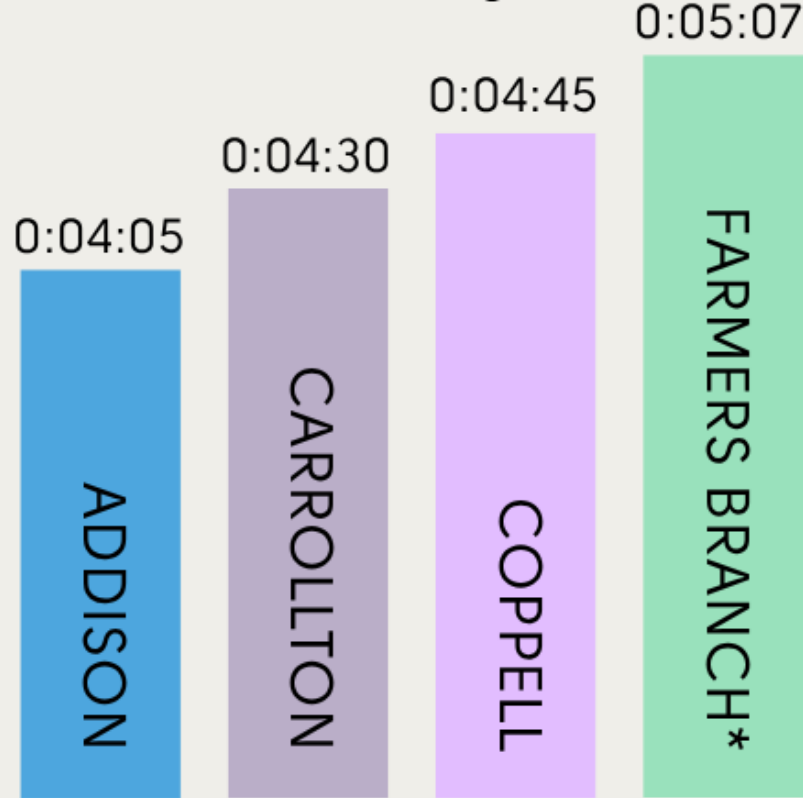
	# CALLS	# STATIONS	AVG # CALLS PER STATION
ADDISON	3677	2	1838
CARROLLTON	15649	8	1956
COPPELL	4199	5	839
FARMERS BRANCH*	5110	3	1703

## AID GIVEN

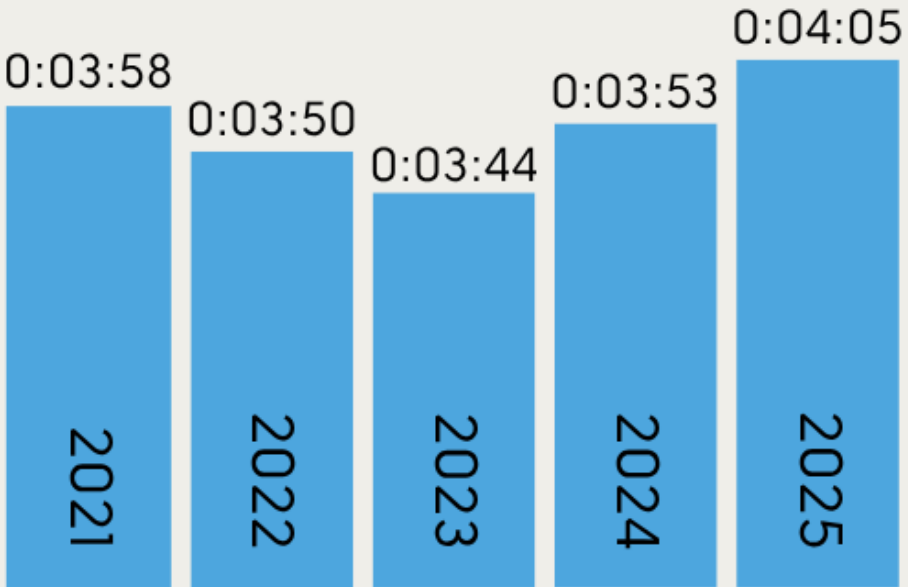
FARMERS BRANCH 110	CARROLLTON 115	DALLAS 1
-----------------------	-------------------	-------------

## DISPATCH TO ON-SCENE AVERAGE RESPONSE TIME

First Arriving Unit



Addison-5 Year Comparison



\*Farmers Branch's Data is two days short of being complete due to the transition to NERIS on 12/29.

**AFD** | **ADDISON**  
FIRE DEPARTMENT

