



NAVIGATING *the* FUTURE

September 2, 2025

1st Tax Rate
Public Hearing

Steven Glickman, CFO

PROPERTY TAX RATE AND BUDGET


Approval Process



Key Dates

Council Action

Tuesday, September 2	1 st Public Hearing on Tax Rate and Budget
Tuesday, September 9	2 nd Public Hearing on Tax Rate and Budget
Tuesday, September 9	Budget and Tax Rate Adoption
Wednesday, October 1	Begin Fiscal Year



TAX RATE

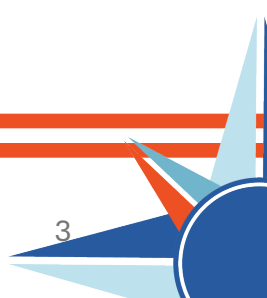
Definitions



- Tax Rate
 - M&O Rate – Maintenance and Operations Rate, General Fund, Infrastructure Investment Fund, Economic Development Fund
 - I&S Rate – Interest and Sinking Rate, also referred to as debt rate, General Government debt service

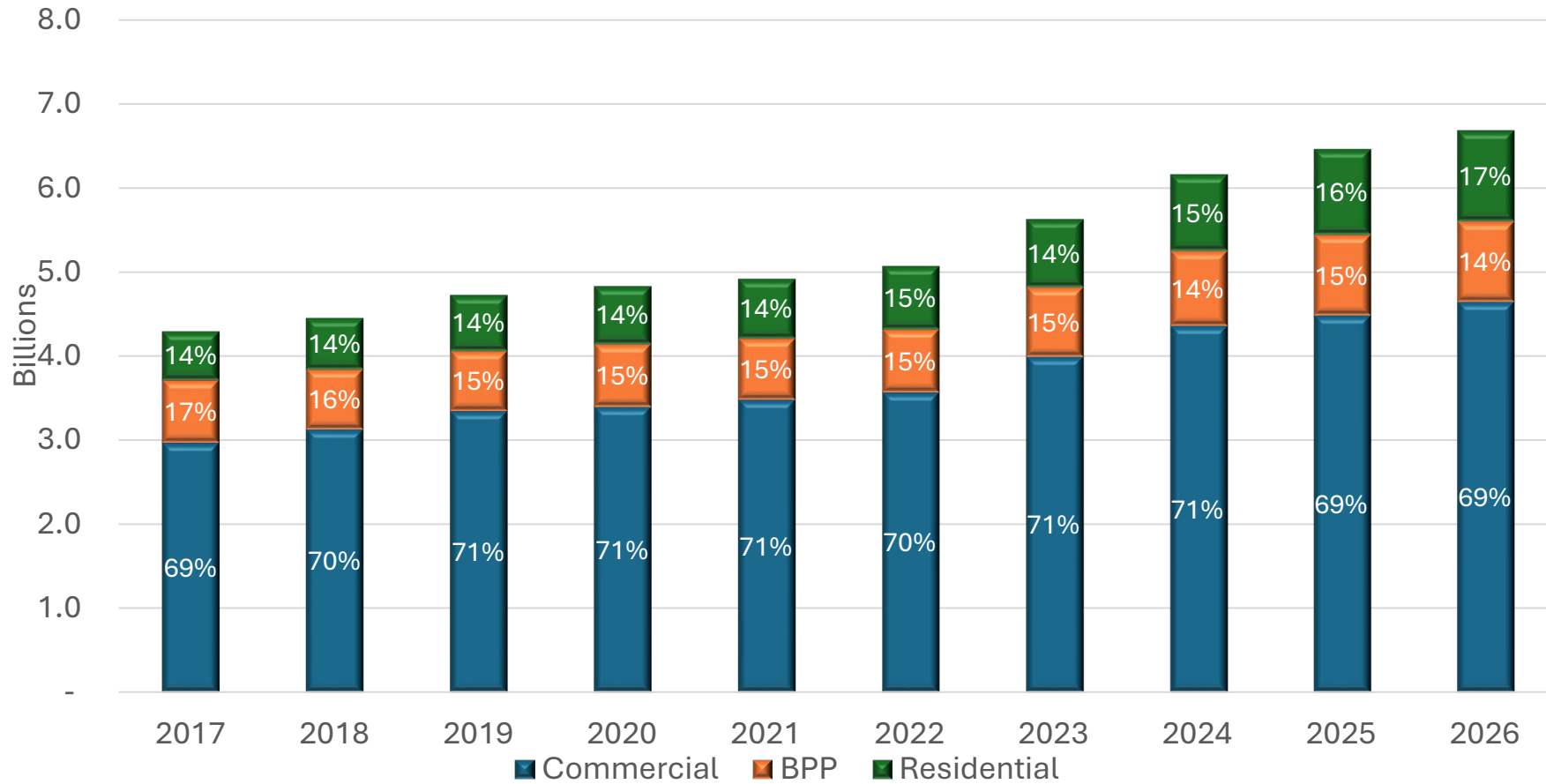
 - No-New-Revenue: Calculated rate that would provide the City with about the same amount of revenue it received in the year before on properties taxed in both years. If property values rise, the NNR tax rate goes down and vice versa.

 - Voter Approval Rate: Calculated maximum rate allowed by law without voter approval.
-
-



TOTAL CERTIFIED VALUE

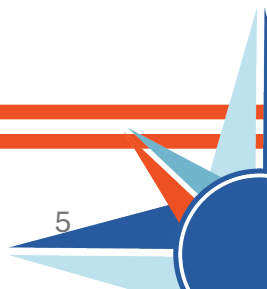
History



TAX RATE Information



	FY2025	FY2026
No-New-Revenue	\$0.589261/100	\$0.606094/100
Voter-Approval	\$0.633851/100	\$0.653647/100
Adopted/Proposed	\$0.609822/100	\$0.608100/100



O&M TAX RATE Contribution

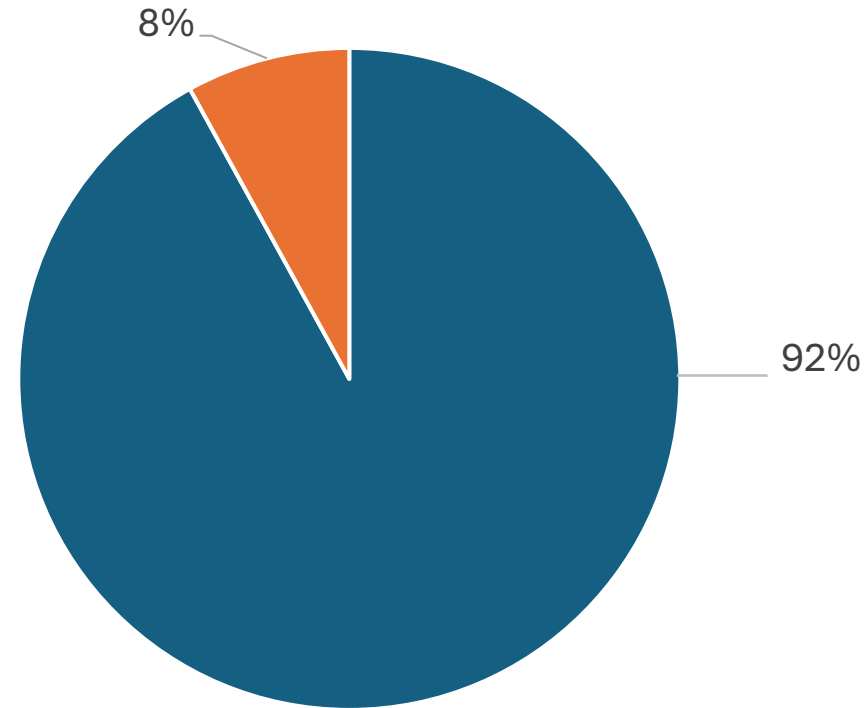


O&M Tax Rate Breakout:

	2025	2026	Difference
General Fund	0.409905	0.401899	(0.008006)
Economic Dev. Fund	0.023716	0.025000	0.001284
Infrastructure Inv. Fund	0.006201	0.006201	-
O&M Total Tax Rate	0.439822	0.433100	(0.006722)

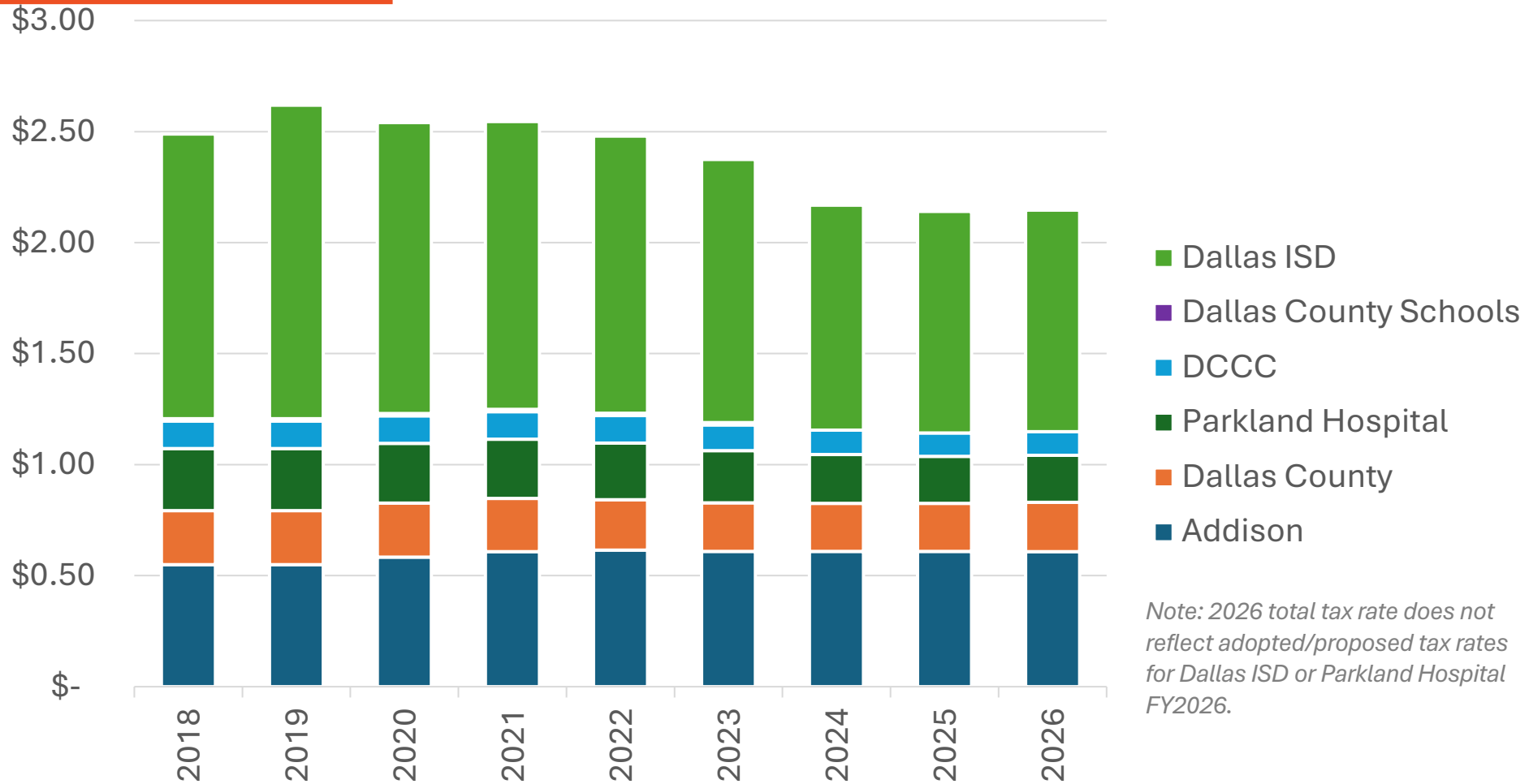
***Over the last two fiscal years the total O&M tax rate has been decreased by \$0.017230/100.**

RESIDENTIAL PROPERTY TAX PORTION Of General Fund Revenue




■ All Other Revenue ■ Residential Property Tax

TOTAL TAX RATE In Addison



Note: 2026 total tax rate does not reflect adopted/proposed tax rates for Dallas ISD or Parkland Hospital FY2026.




IMPACT ON

Average Homeowner



	FY2025	FY2026	Increase
Property Tax	\$239.13	\$254.33	\$15.20
Water (5,000 gallons)	\$29.93	\$29.93	\$0.00
Sewer (5,000 gallons)	\$40.91	\$41.32	\$0.41
Total Average Monthly Increase			\$15.61



QUESTIONS

