Addison City Council Meeting

August 6, 2025
Addison Town Hall
5300 Belt Line Road
Addison, Texas 75001

AMENDED 8/6 at 3:25 PM - Addition of updated presentation to WS Item #3a (FY26 Proposed Budget)

Email comments may be submitted using the Public Comment Form located on Addison's website by 3:00 PM on the meeting day. The meeting will be live-streamed at www.addisontx.gov.

WORK SESSION

The Addison City Council will convene in the Town Hall Parlor beginning at 4:00 PM.

1. **Call Meeting to Order and Announce that a Quorum is Present**

2. **Pledge of Allegiance** United States and Texas Flags

3. **Work Session Reports**

   a. Present and discuss the Proposed Annual Budget for the Town of Addison for Fiscal Year 2026 (Beginning October 1, 2025, and Ending September 30, 2026), including, but not limited to, the General Fund, Utility Fund, Stormwater Fund, Airport Fund, Hotel Fund, Economic Development Fund, Information Technology Fund, Capital Replacement Fund, Infrastructure Investment Fund, and Long-Term Planning.

4. **Items of Community Interest.** The City Council will have this opportunity to address items of community interest, including: expressions of thanks, congratulations, or condolence; information regarding holiday schedules; an honorary or salutary recognition; a reminder about an upcoming event organized or sponsored by the

Town of Addison; information regarding a social, ceremonial, or community event that was or will be attended by an Addison City Council member or an official; and, announcements involving an eminent threat to public health and safety in Addison that has arisen since posting this agenda.

5. **Adjourn Meeting**

NOTE: The City Council reserves the right to meet in a Closed Meeting at any time during this meeting to discuss matters listed on the agenda, as authorized by the Texas Open Meetings Act, Texas Government Code, Chapter 551. Any decision held on such matters will be conducted in an Open Meeting following the conclusion of the Closed Meeting.

THE TOWN OF ADDISON IS ACCESSIBLE TO PERSONS WITH DISABILITIES. PLEASE CALL (972) 450-7017 AT LEAST 48 HOURS IN ADVANCE IF YOU NEED ASSISTANCE.

Posted by: Valencia Garcia, City Secretary
Date posted: August 3, 2025 Time posted: 4:34 PM
Date removed from bulletin board: _____
Removed by: _____

FY26 Budget Work Session Meeting (if needed) **3. a.**

Meeting Date: 08/06/2025

Department: City Manager

Key Focus Areas: Public Safety
Economic Development and Revitalization
Mobility and Connectivity
Infrastructure Development and Maintenance
Financial Health and Organizational Excellence
Community Engagement
Vibrant and Active Community

AGENDA CAPTION:

Present and discuss the Proposed Annual Budget for the Town of Addison for Fiscal Year 2026 (Beginning October 1, 2025, and Ending September 30, 2026), including, but not limited to, the General Fund, Utility Fund, Stormwater Fund, Airport Fund, Hotel Fund, Economic Development Fund, Information Technology Fund, Capital Replacement Fund, Infrastructure Investment Fund, and Long-Term Planning.

BACKGROUND:

The City Manager will present the proposed Fiscal Year 2026 Annual Budget for City Council consideration. Information presented at the meeting will be made available on the Town's website.

FISCAL IMPACT

The total proposed budget appropriates approximately $111.0 million for operations. This proposed budget provides sufficient funding to tailor services to meet the needs and expectations of the community. The proposed budget also includes $36.3 million for capital improvement projects.

RECOMMENDATION

Staff seeks Council direction.

Attachments

Presentation - FY26 Proposed Budget

ADDISON
NAVIGATING
the FUTURE
August 5, 2025
2025-2026
TOWN OF ADDISON
Budget Presentation

OBJECTIVE

For FY2026 Budget Workshop

- Present an overview budget process
- Budget Priorities and Financial Assumptions
- Resource Maximization
- Department Presentations
  - Airport, Utilities, Special Events and Theatre
- Decision Package Summary
- FY 2025/26 Proposed Budget Presentation – General Fund

BUDGET
Calendar

JAN	Strategic Planning
FEB	Budget Preparation
MAR	FY2026 Budget Kickoff Budget Boot Camp and Budget Prep Work Sessions Available
APR	Budget Submissions Due from Staff
MAY	Department Work Sessions with City Manager
JUN	Preliminary Budget Discussions (Finance and City Manager's Office)
JUL	Review of Long-Term Financial Plan Receipt of Certified Values from Central Appraisal District Proposed Budget Submitted to City Council
AUG	City Council Work Sessions on FY2026 Budget
SEP	First and Second Public Hearings Adoption of FY2026 Budget and Tax Rate
OCT	Begin Fiscal Year
NOV	Submit Budget to GFOA's Distinguished Budget Presentation Award Program
DEC	Annual Financial Audit

PROPERTY TAX RATE

Approval Process

Key Dates	Council Action
Friday, July 25	Receipt of Certified Value from Dallas Central Appraisal District
Thursday, August 7	Post Tax Rates on Website
Monday, August 25	Publish Notice of Hearing on Tax Rate
Tuesday, September 2	1st Public Hearing on Tax Rate and Budget
Tuesday, September 9	2nd Public Hearing on Tax Rate and Budget
Wednesday, October 1	Begin Fiscal Year

CITY COUNCIL

Key Focus Areas

	Public Safety	Economic Development and Revitalization	Mobility and Connectivity	Infrastructure Development and Maintenance	Financial Health and Organizational Excellence	Community Engagement	Vibrant Active Community
Ongoing FY25 Budget Initiatives	• AFD Mental Health Screenings • AFD Vehicle/Helmet C ameras • OIC & FTO Pay • EMS Training • Abatement Services	• Tourism Coordinator	• Master Transportation Plan Update • Town Wide Traffic Counts • Wayfinding Signage Master Plan • Local Trail Connection and Schematic Design	• AAC Outdoor Restrooms / Perimeter Fence Renovations • Airport Fuel Farm Expansion • Day Porter Services • Neighborhood Vitality Grant • Belt Line/Addison Road Crack Seal • Streets Maintenance • Airport GIS Analyst • AMI Water Meter Modernization	• IT Security Enhancements • Two new City observed holidays	• Neighborhood Vitality Grant • Volunteer Coordinator • APD Community Outreach • Sr. Communications Specialist	• Major Theatre Projects • Westgrove & Quorum Bicycle Lanes • Recreation Programming • Theatre Manager

CITY COUNCIL

Key Focus Areas

	Public Safety	Economic Development and Revitalization	Mobility and Connectivity	Infrastructure Development and Maintenance	Financial Health and Organizational Excellence	Community Engagement	Vibrant Active Community
FY26 Budget Initiatives	• Market Based Step Plan Implementation • Physical Wellness Exams for Police Officers • FTO Certification Pay Increase	• Economic Development Coordinator • Marketing Budget • Team Texas Membership • Additional Property Tax Allocation	• Pedestrian Improvements – Pedestrian Toolbox Implementation • Wayfinding Signage Master Plan Implementation • Cotton Belt Trail Amenity Enhancements	• Cotton Belt Trail Maintenance • Phase 2 Town Facility Security Improvements • Addison Circle Park Pavillion Paint • Chlorine Analyzers, pH & Residual Monitor Upgrades • Surveyor Water Tower Control Valve • Celestial Pump Station Electrical Assessment • Multi-Sensor Inspection Condition Assessment • Airport GIS Manager • Taxilane Uniform Storm Drainage Improvements • Taxiway Bravo Extension – Phase II • Existing Fuel Farm Improvements Reconstruction of Eddie Rickenbacker Dr	• Reduced operating tax rate by half a cent • M&O tax rate only exceeds non-new revenue rate by $0.003728 or 0.6%	• Neighborhood Vitality Grant	• World Cup Series • The Addison Performing Arts Centre Improvements • Major Theatre Projects Funding

ADDISON
RESOURCE
Maximization

RESOURCE MAXIMIZATION RESULTS

Recurring – FY26 and Future

Department	Program Title	Recurring Costs
IT	Reduced Printer Maintenance	6,000
IT	Reduced Phone Services	34,500
IT	Reduced Mobile Device Service Costs	23,500
Finance	Reduced Budget Production/Printing Costs	8,000
City Manager	Operating Savings from Facility Consolidation	66,000
Fire	Elimination of Cintas Contract for First Aid Replenishment	14,000
General Services /Recreation	Eliminated Coffee Service	9,000
Finance	Changed Auction Vendors	8% of sales proceeds
Court	Changed Prosecutor Schedule	4,000

RESOURCE MAXIMIZATION RESULTS

Recurring – FY26 and Future

Department	Program Title	Recurring Costs
Police	Utilize myAPD for Online Parking Exemptions	2,245
Development	Transitioned to In-house Pool and Spa Inspections	30,000
Parks	Purchased Site Furnishings to Activate ACP Groves Area and Eliminate Rentals	2,000
Marketing	Produce and Distribute the Visitor's Guide In-House	110,000
Airport	On-site Sterilization of US Customs Regulated Garbage	25,000
Economic Development	Digitize Economic Development Printed Materials	4,000
Human Resources	Utilize Digital Business Cards	7,500
Special Events	Reduced Special Events Overtime	80,000

RESOURCE MAXIMIZATION RESULTS

One-Time – FY25

Department	Program Title	One-Time Costs
General Services	AAC Roof Coating	40,000
General Services	The Addison Interior Demo, Electrical Work and Lock Replacements	25,000
General Services	New Town Hall Demolition and Preparations	35,000
General Services	Fire Station Interior Projects	5,000
General Services	Trim Replacement at AAC	2,000
General Services	Fleet Vehicle Right Sizing	45,000
General Services	Cubicle Reuse	32,000
Human Resources	Wellness Credit and Sponsorships for HR	17,600

RESOURCE MAXIMIZATION RESULTS

One-Time – FY25

Department	Program Title	One-Time Costs
Parks	Refurbished Vitruvian Park Benches	36,200
Public Works	Non-Destructive Testing Water Line at Beltway Drive	1,100,000
Public Works	Stormwater In-Place Repairs	570,000

BUDGET ASSUMPTIONS

For FY2026

BUDGET PRIORITIES
FOR FY2026

Take care and maintain assets we have

Invest in existing employees

Maintain a conservative fiscal approach

Ensure alignment of departmental needs with City Council priorities (Key Focus Areas & Strategic Objectives)

Identify, analyze, and implement measures to decreases costs and improve overall efficiency

BUDGET ASSUMPTIONS
FOR FY2026

3.2% overall increase in taxable property values based on certified values

5.8% increase in sales tax revenue based on trend analysis

Half cent increase in the debt service tax rate & a half cent decrease in the operating tax rate

4% compensation increases plus $475k for public safety step plan implementation & 7% health insurance increases

No increase in water rates and a 1% increase in sewer rates (5.5% in rate model). No increase in stormwater rates.

FUND

Definitions

- **General Fund**
  - The primary fund used by a government. Used for all funding that is not restricted for a specific purpose.
- **Special Revenue Funds**
  - Revenue in these funds is restricted for a specific purpose.
- **Debt Service Fund**
  - Accounts for a portion of the tax rate that is used to pay the Town's general debt obligations.
- **Enterprise Funds**
  - Operates like a private business where fees and service charges are used to finance operations.
- **Internal Service Funds**
  - Provides services to other funds/operations. Funded by contributions from the funds it provides services to.

EXPENDITURES

By Fund

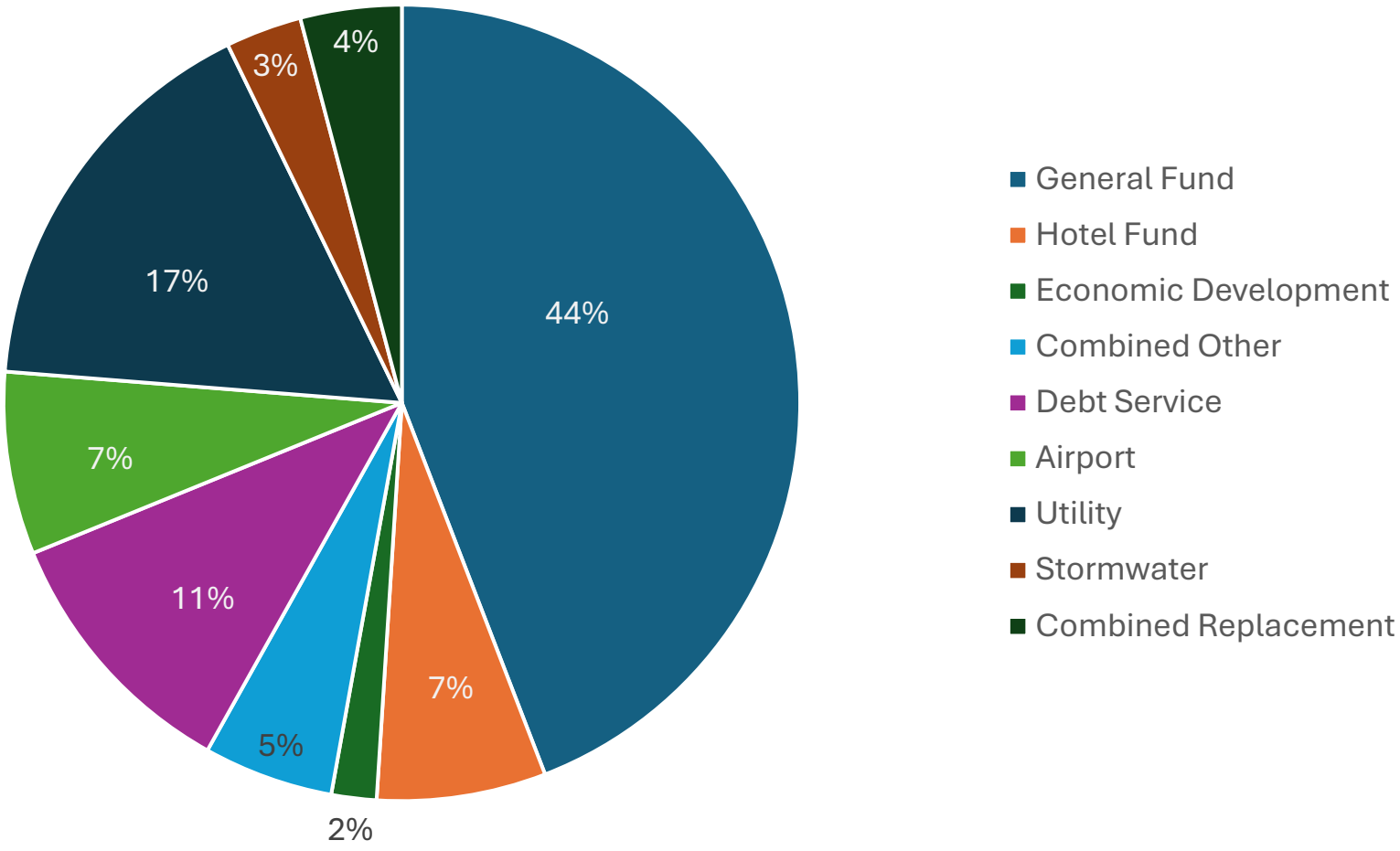

STAFFING

Summary

	2024	2025	2026
General Fund	243.0	241.0	237.3
Hotel Fund	11.5	14.8	14.8
Economic Dev. Fund	3.0	3.5	4.5
Airport Fund*	20.6	22.1	26.7
Utility Fund	29.7	29.7	28.9
Stormwater Fund	8.5	9.5	9.5
Capital Proj. Fund	4.0	4.0	4.0
TOTAL	**320.3**	**324.6**	**325.6**

*Airport Fund increases are due to allocating personnel to better align with job duties

TAX RATE

Definitions

- Tax Rate
  - M&O Rate – Maintenance and Operations Rate, General Fund, Infrastructure Investment Fund, Economic Development Fund
  - I&S Rate – Interest and Sinking Rate, also referred to as debt rate, General Government debt service

- No-New-Revenue: Calculated rate that would provide the City with about the same amount of revenue it received in the year before on properties taxed in both years. If property values rise, the NNR tax rate goes down and vice versa.

- Voter Approval Rate: Calculated maximum rate allowed by law without voter approval.

TAX RATE
Information

	FY2025	FY2026
No-New-Revenue	$0.589261/100	$0.606094/100
Voter-Approval	$0.633851/100	$0.654287/100
Adopted/Proposed	$0.609822/100	$0.609822/100

O&M TAX RATE

Contribution

O&M Tax Rate Breakout:

	2025	2026	Difference
General Fund	0.409905	0.403621	(0.006284)
Economic Dev. Fund	0.023716	0.025000	0.001284
Infrastructure Inv. Fund	0.006201	0.006201	-
O&M Total Tax Rate	**0.439822**	**0.434822**	**(0.005000)**

*Increasing the contribution tax rate to the Economic Dev. Fund increased revenue $82,801 and reduced General Fund revenue by the same amount.

IMPACT ON

Average Homeowner

	FY2025	FY2026	Increase
Property Tax	$239.13	$255.05	$15.92
Water (5,000 gallons)	$29.93	$29.93	$0.00
Sewer (5,000 gallons)	$40.91	$41.32	$0.41
Total Average Monthly Increase			**$16.33**

TOTAL CERTIFIED VALUE

History

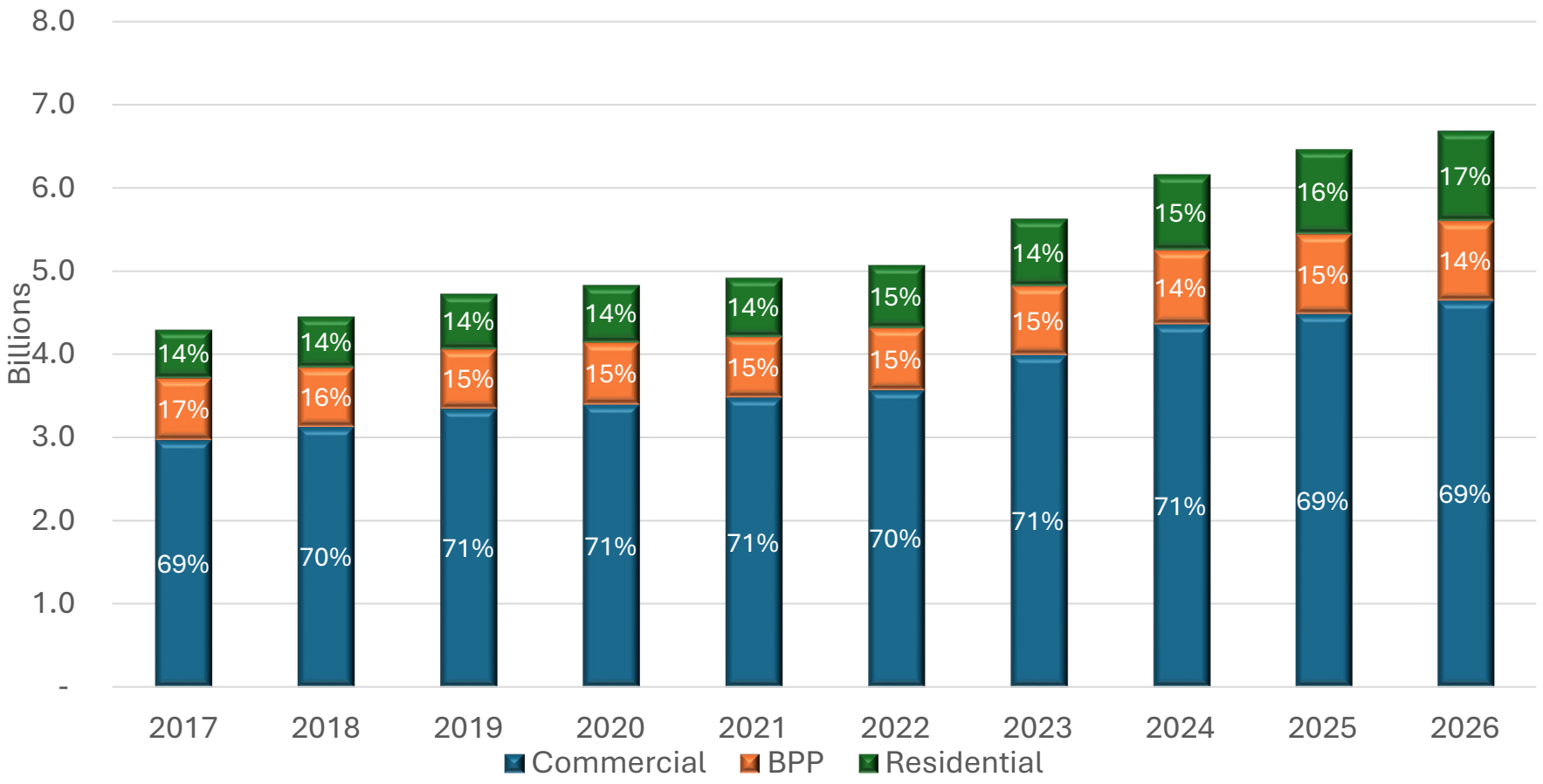

TOTAL TAX RATE

In Addison

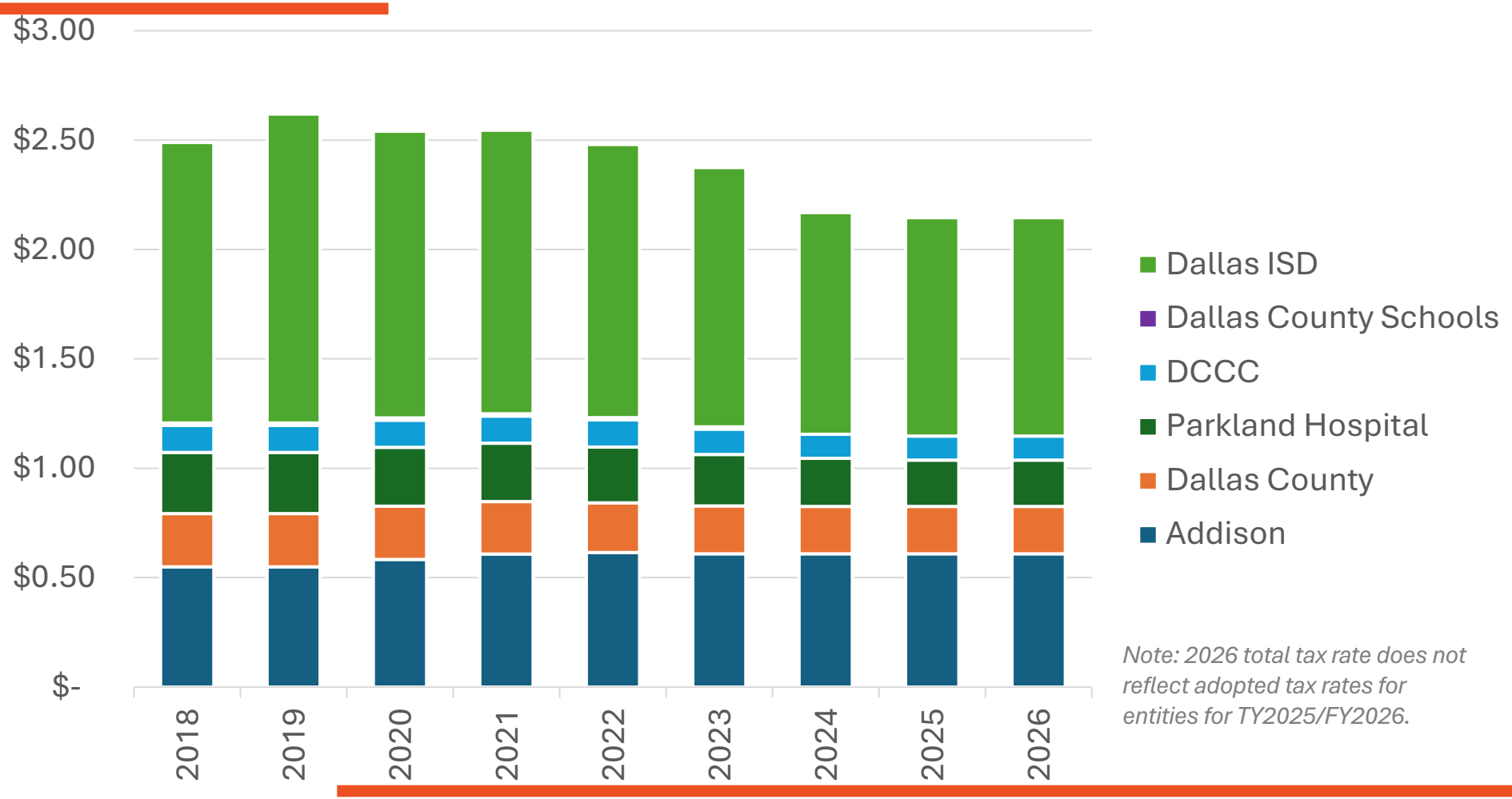

Note: 2026 total tax rate does not reflect adopted tax rates for entities for TY2025/FY2026.

DEPARTMENT
Presentations

NAVIGATING *the* FUTURE

ADDISON AIRPORT

2025-2026

TOWN OF ADDISON

Budget Presentation

MAJOR ACCOMPLISHMENTS

For FY2025

- Kicked off Airport Master Planning Process.
  - Council Appointed Steering Committee & Executive Committee made up of staff.
- Hired dedicated Airport Engagement Officer focused on safety and tenant relationships.
- Completed Taxiway Bravo Extension Phase.
- Reconstructed Vehicle Service Road:
  - $2.0M in Developer Participation Agreements (DPA): Million Air, Sky Harbour, & Sky Squared
  - $2.8M Airport Connector and Vehicle Service Road Project.
- Coordinated Facility Development & Redevelopment.
  - Sky Harbour Phase I - $15M; 100,000 Square Feet of Executive Hangar Space.
  - Million Air International Ramp - $6.5M.
  - Tango Whiskey & Westgrove Air Plaza Apron Taxilane Uniform Improvements with DPA.

OBJECTIVES
For FY2026

- Continue to successfully lead Airport Master Planning Project.
- Increase Airport engagement efforts to include tenant meetings and workshops.
- Improvements to existing Fuel Farm Facility to enhance safety and best use.
- Complete design of the second phase of the Taxiway Bravo Extension.
- Continue oversight of Facility Redevelopment and Construction:
  - Sky Harbour Phase II Executive Hangar Development
  - Atlantic Aviation Hangar #2 Design and Construction
  - RASA Hangar Construction
- Market for lease a five-acre redevelopment opportunity on the Airport's west side.
- Design and construct Taxilane Uniform Storm Drainage Improvements.

RESOURCE
Maximization

- Implemented on-site sterilization and disposal of U.S. Customs-regulated garbage at cost savings of $25,000 per year.
  - The previous practice of using Airport staff and a vehicle to transport regulated garbage to DFW Airport multiple times per week has been discontinued.
  - Implemented an on-site regulated garbage disposal program by acquiring certified sterilization equipment and training staff, which optimized the use of personnel and equipment and lowered overall service costs.

Estimated Work Hours Saved	Estimated Personnel Saving	Vehicle/Equipment Savings	Cost of Service Savings
315.0 Hours	$11,000	$7,000	$7,000

EMPLOYEES

	FY2024 Actual	FY2025 Budget	FY2026 Proposed
Airport			
Airport Director	1.00	1.00	1.00
Airport Asst. Director	2.00	2.00	2.00
Airport Asset Manager	1.00	1.00	1.00
Airport Maint. Manager	1.00	1.00	1.00
Airport Leasing Manager	1.00	1.00	1.00
Mgmt. Assistant	1.00	1.00	1.00
Airport Op. Specialist	1.00	1.00	1.00
Airport Maint. Crew Leader (1)	-	1.00	1.00
Airport Maint. Technician	4.00	3.00	3.00
Airport Ops. Mgmt. Analyst (2)	-	1.00	1.00
Dept. Assistant	1.00	-	-
Janitorial Maint. Worker	1.00	1.00	1.00
Airport Snr. Mgmt. Intern	0.20	0.20	0.20
TOTAL	**14.20**	**14.20**	**14.20**
Airport Fund Allocations			
Various Dept. Employees	6.40	7.90	12.45
TOTAL FTE'S	**20.60**	**22.10**	**26.65**

(1) Airport Maintenance Crew Leader was reclassed from an Airport Maintenance Tech. III in FY2025.
(2) Airport Operations Management Analyst was reclassed from a Department Assistant in FY2025.

ORGANIZATION Chart

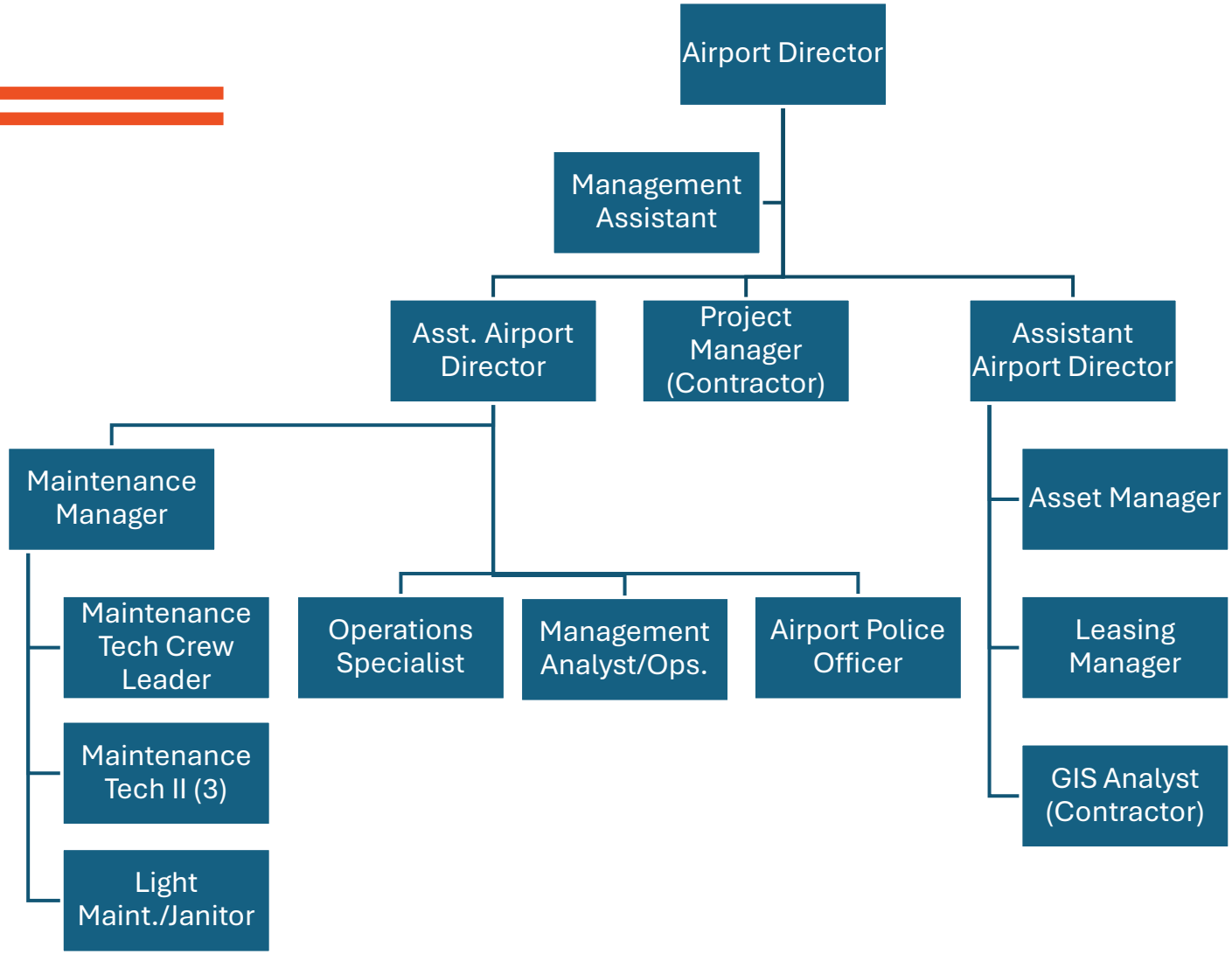

DECISION
Packages

Rank	Title	Recurring	One-Time	Key Focus Area
1	GIS Manager (Contractor)	$0	$150,000	Infrastructure Development and Maintenance
	TOTAL	**$0**	**$150,000**	

DECISION
Packages

KFA: Infrastructure Development & Maintenance

Continue to invest in and maintain our Asset Management Plan.

Priority 1: GIS Manager (Contractor)

- Continue to contract a professional GIS Manager to implement, maintain, and protect the integrity of the Airport's Geographic Information System (GIS) and Asset Management Information systems for improved data management, increased responsiveness, and enhanced compliance.
- GIS provides general aviation airports with a powerful tool for visualizing and analyzing airport data.
- Significant progress has been made in identifying and documenting the many airport features, lease parcels, designated common areas, navigational aids, runway and taxiway pavement, utilities, and safety zones for operations and regulations. In the coming year, efforts will focus on further identifying and documenting airport assets, collaborating on the Airport Master Plan, and supporting daily operations.
- Hiring a contract GIS Technician is a strategic solution to build our airport asset management database. This approach allows us to acquire the specialized skills needed to complete this specific project. At the end of the contract, we can fully evaluate the system's ongoing maintenance needs before committing to a full-time employee, ensuring a cost-effective and low risk staffing decision

Cost	Funding Type	Funding Source
$150,000	One-Time	Airport Fund

CAPITAL IMPROVEMENT PROGRAM

Requests

CAPITAL IMPROVEMENT PROGRAM

Requests - Airport

Rank	Title	Project Cost	Key Focus Area
1	Taxilane Uniform Storm Drainage Improvements	$3,420,000	Infrastructure Development and Maintenance
2	Taxiway Bravo Extension – Phase II	$10,756,200	Infrastructure Development and Maintenance
3	Existing Fuel Farm Improvements	$1,709,000	Infrastructure Development and Maintenance
4	Reconstruction of Eddie Rickenbacker Drive	$1,705,000	Infrastructure Development and Maintenance
	TOTAL	**$17,590,200**	

CAPITAL IMPROVEMENT PROGRAM

Airport

KFA: Infrastructure Development & Maintenance

4.1. Continue to invest in and maintain our Asset Management Plan.

Item 1: Taxilane Uniform Storm Drainage Improvements

- **Project Description:** Design and construct underground storm water utilities the length of Taxilane Uniform (approximately 1,900 feet).
- **Project Justification:** Taxilane Uniform's open-ditch storm drainage creates operational hazards, erosion, and maintenance challenges. This project was recommended in the 2014 Airport Master Plan and subsequent capital plans. To support new development, including Sky Harbour Phase.

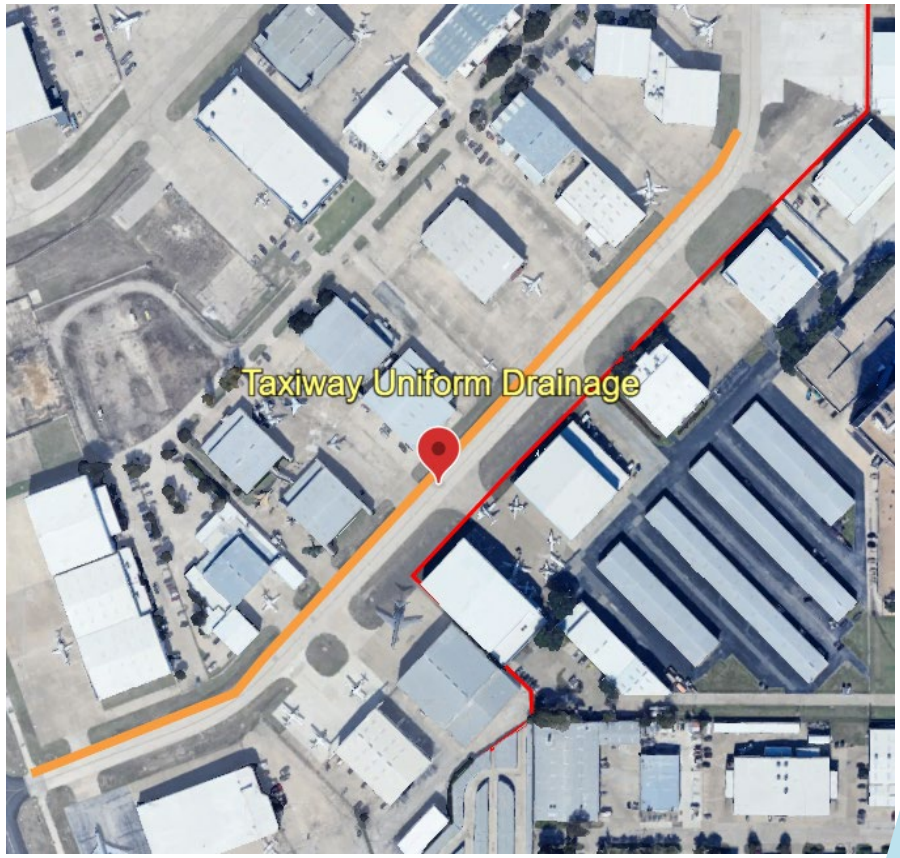

CAPITAL IMPROVEMENT PROGRAM

Airport

KFA: Infrastructure Development & Maintenance

4.1. Continue to invest in and maintain our Asset Management Plan.

Item 1: Taxilane Uniform Storm Drainage Improvements

- **Project Funding:** This project is proposed to be funded by the Airport Fund and Grant – IIJA Reimbursement.

Project Phase	Proposed FY26	Proposed FY27	Proposed FY28	Proposed FY29
Design	$ 245,455			
Construction		$3,174,545		
TOTAL	**$ 245,455**	**$3,174,545**		

Funding Sources				
Airport Fund	$ 245,455	$ 174,545		
Grant – IIJA Reimbursement		$3,000,000		
TOTAL	**$ 245,455**	**$3,174,545**		

CAPITAL IMPROVEMENT PROGRAM

Airport

KFA: Infrastructure Development & Maintenance

4.1. Continue to invest in and maintain our Asset Management Plan.

Item 2: Taxiway Bravo Extension – Phase II

- **Project Description:** This is the second phase of a three-phase plan to extend full length to Runway 34 and to reconstruct the existing sections.
- **Project Justification:** Taxiway Bravo is the parallel taxiway serving the west side of the Airport and providing operational relief when Taxiway Alpha is congested or out of service. This extension will foster aeronautical expansion on the westside of the Airport, including 3+ acres of unimproved land fronting Midway Road.

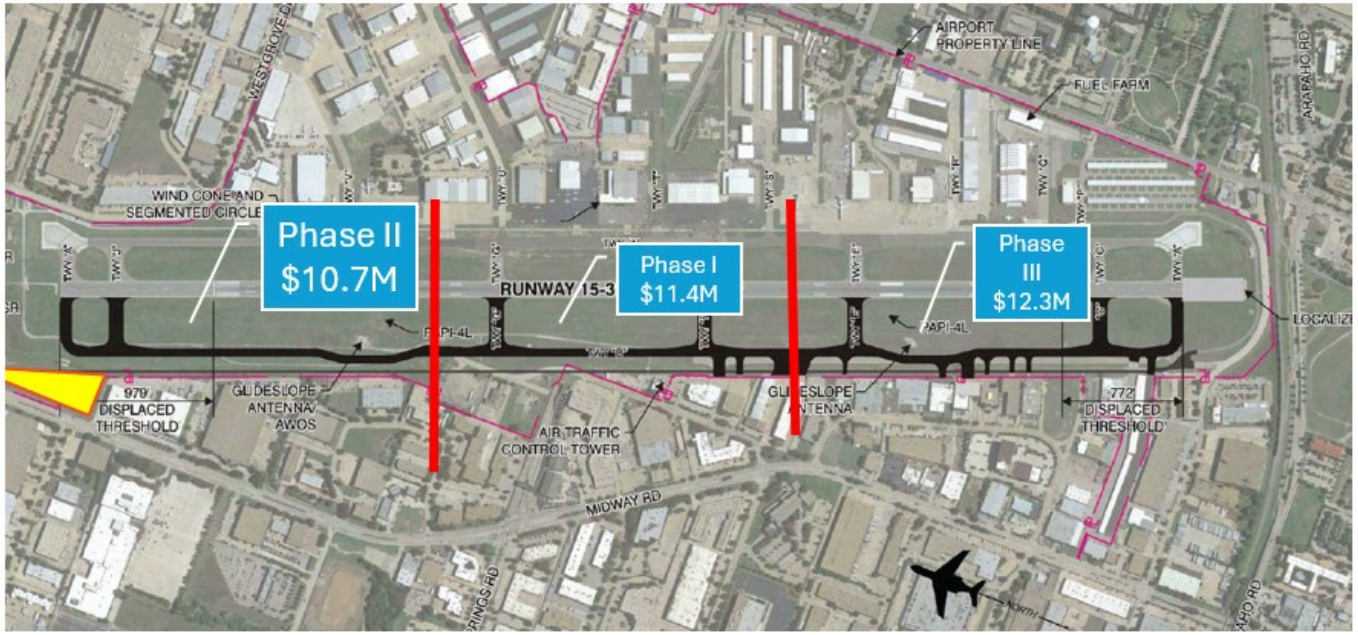

CAPITAL IMPROVEMENT PROGRAM

Airport

KFA: Infrastructure Development & Maintenance

4.1. Continue to invest in and maintain our Asset Management Plan.

Item 2: Taxiway Bravo Extension – Phase II

- **Project Funding:** This project is proposed to be funded by the Airport Fund and FAA – AIP Grant.

Project Phase	Proposed FY26	Proposed FY27	Proposed FY28	Proposed FY29
Design	$ 609,100			
Construction		$10,147,100		
TOTAL	**$ 609,100**	**$10,147,100**		

Source of Funding				
Airport Fund	$ 60,910	$1,014,710		
FAA – AIP Grant	$ 548,190	$9,132,390		
TOTAL	**$ 609,100**	**$10,147,100**		

CAPITAL IMPROVEMENT PROGRAM

Airport

KFA: Infrastructure Development & Maintenance

4.1. Continue to invest in and maintain our Asset Management Plan.

Item 3: Existing Fuel Farm Improvements

- **Project Description:** This project involves making various improvements to the existing fuel farm facility off Addison Road.
- **Project Justification:** The project aims to enhance the safety and functionality of the existing Fuel Farm and to provide above-ground fuel delivery capability for city and airport vehicles, fire trucks, and other city-owned equipment.

CAPITAL IMPROVEMENT PROGRAM

Airport

KFA: Infrastructure Development & Maintenance

4.1. Continue to invest in and maintain our Asset Management Plan.

Item 3: Existing Fuel Farm Improvements

- **Project Funding:** This project is proposed to be funded by the Airport Fund and Airport Bonds/COs.

Project Phase	Proposed FY26	Proposed FY27	Proposed FY28	Proposed FY29
Design	$ 95,000			
Construction		$1,614,000		
TOTAL	**$ 95,000**	**$1,614,000**		

Funding Sources				
Airport Fund	$95,000			
Airport Bonds/COs		$1,614,000		
TOTAL	**$ 95,000**	**$1,614,000**		

- This project was originally to be funded using FAA Grant IIJA Reimbursement Grant but recently was determined ineligible by FAA.
- Fuel tank rental proceeds to off-set cost recovery.

CAPITAL IMPROVEMENT PROGRAM

Airport

KFA: Infrastructure Development & Maintenance

4.1. Continue to invest in and maintain our Asset Management Plan.

Item 4: Reconstruction of Eddie Rickenbacker Drive

- **Project Description: In cooperation with the Public Works and Engineering Department**, design and reconstruct Eddie Rickenbacker Drive.
- **Project Justification:** The roadways are at the end of their useful life and are in failing condition. With recent new construction and development at the Airport, the streets need to be widened and reconstructed, including sidewalks, curbs, town utilities, and any other infrastructure needed.

CAPITAL IMPROVEMENT PROGRAM

Airport

KFA: Infrastructure Development & Maintenance

4.1. Continue to invest in and maintain our Asset Management Plan.

Item 4: Reconstruction of Eddie Rickenbacker Drive

- **Project Funding:** This project is proposed to be funded by the Airport Fund and Airport Bonds/COs.

Design / Construction	Proposed FY26	Proposed FY27	Proposed FY28
Eddie Rickenbacker Drive	$220,000	$1,485,000	
TOTAL	**$220,000**	**$1,485,000**	

Funding Source			
Airport Fund	$220,000		
Airport Bond / COs		$1,485,000	

- All costs are internal projections subject to validation

AIRPORT
Fund

FUND SUMMARY

Airport Fund

	Actual 2023-2024	Budget 2024-25	Estimated 2024-25	Budget 2025-26
BEGINNING WORKING CAPITAL	**$8,197,215**	**$8,173,656**	**$9,827,947**	**$8,072,261**
REVENUES:				
Intergovernmental	$186,133	$2,671,260	$1,927,000	$100,000
Service Fees	1,350,156	1,485,140	1,485,140	1,562,000
Rental Income	5,750,708	5,733,487	5,765,496	6,004,947
Interest and Other Income	1,030,262	220,700	359,156	334,200
Total Operational Revenue	$8,317,259	$10,110,587	$9,536,792	$8,001,147
TOTAL AVAILABLE RESOURCES	**$16,514,474**	**$18,284,243**	**$19,364,739**	**$16,073,408**
EXPENSES:				
Personnel Services	$2,533,938	$2,964,581	$2,921,661	$3,766,304
Supplies	39,496	55,873	78,573	60,063
Maintenance	857,874	693,126	603,114	707,995
Contractual Services	1,347,997	1,507,327	1,705,653	1,596,664
Capital Replacement / Lease	160,491	242,928	242,928	250,720
Debt Service	875,747	874,709	874,709	873,809
Capital Outlay	177,200	-	15,000	-
Total Operational Expenses	$5,992,743	$6,338,544	$6,441,638	$7,255,555
Transfer to Debt Service	469,344	528,527	528,527	534,374
One-Time Decision Packages	-	147,000	147,000	150,000

FUND SUMMARY

Airport Fund

	Actual 2023-2024	Budget 2024-25	Estimated 2024-25	Budget 2025-26
Capital Projects (Cash Funded)				
Airport Regulated Garbage Utility Building	$-	$275,000	$25,000	$250,000
West Perimeter Fencing Improvements	11,550	-	53,450	-
Wiley Post Building Improvements	95,990	-	-	-
Taxiway Bravo Extension – Phase II	-	-	-	60,910
Taxilane Uniform Storm Drainage	-	-	-	245,455
Eddie Rickenbacker Drive Reconstruction	-	-	-	220,000
Developer Participation Agreement – Sky Squared	-	-	314,985	-
Developer Participation Agreement – Sky Harbour	-	-	250,000	-
Developer Participation Agreement – Tango Whiskey	-	250,000	120,620	-
Developer Participation Agreement – Million Air	-	250,000	1,174,563	-
Developer Participation Agreement – Westgrove Air Plaza	-	250,000	166,033	-
Airport Fuel Storage Improvements	109,340	2,000,000	-	95,000
Runway 15/33 Redesignation and Taxiway Alpha Rejuvenation	-	-	85,250	-
Jimmy Doolittle Drive Reconstruction	7,560	-	8,412	-
Eastside Airport Service Road Reconstruction	-	1,033,000	1,827,000	-
4533 Glenn Curtiss (U2) Roof Replacement	-	150,000	150,000	-
TOTAL EXPENSES	**$6,686,527**	**$11,222,071**	**$11,292,478**	**$8,811,294**
ENDING WORKING CAPITAL	**$9,827,947**	**$7,062,172**	**$8,072,261**	**$7,262,114**
Working Capital Percentage	**164.0%**	**111.4%**	**125.3%**	**100.1%**

FUND PROJECTION

Airport Fund

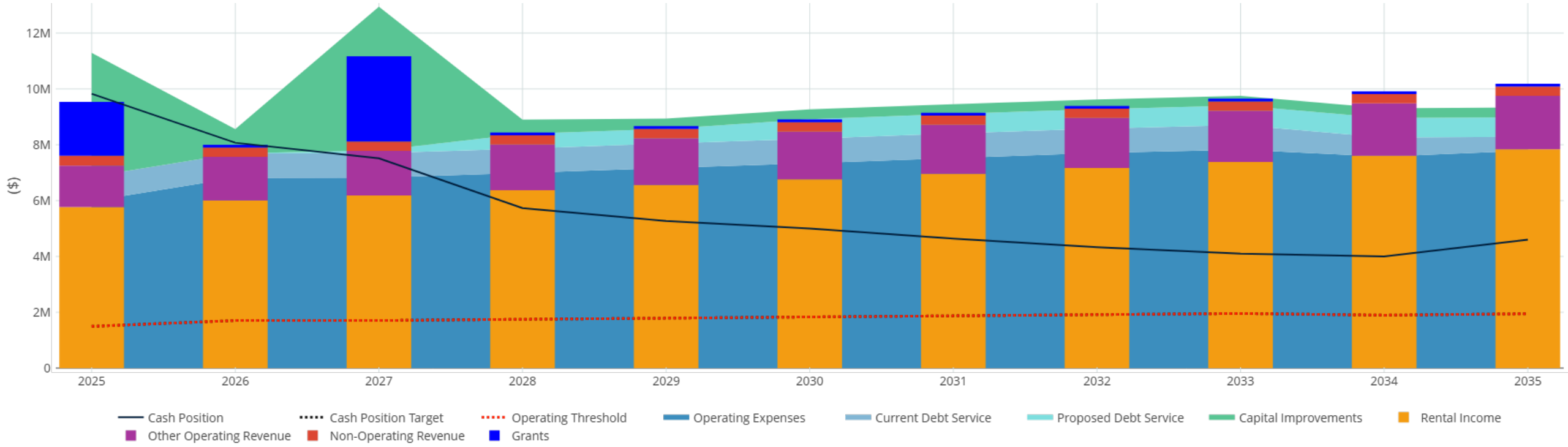

Assumptions for 2027 and beyond:

- Lease revenue is based on a combination of current lease inventory, inflation, and redevelopment
- 3.5% increase in salaries and 5% increase in health insurance each year
- 2% increase in other operating expenses each year
- Anticipated bond issuances in 2026, 2027 and 2030 for ARFF, fuel farm expansion, and roadway improvements
- Transfer to debt service fund to service bonds issued for airport land acquisition through FY 2033

QUESTIONS

NAVIGATING *the* FUTURE

Public Works and Engineering

2025-2026

TOWN OF ADDISON

Budget Presentation

MAJOR ACCOMPLISHMENTS

For FY2025

- Secured $2.6M in TxDOT Highway Safety Improvement Program Grants.
- Developed a relationship with the City of Dallas and coordinated the approval of the boundary adjustment for Montfort Drive and other improvement locations.
- Developed a Department-wide Dashboard.
- Kicked off the Master Transportation Plan Update and added a Pedestrian Toolbox.
- Completed the Water and Wastewater Master Plan.
- Began construction of Keller Springs Road.
- Completed Lead and Copper Rule Revisions (LCRR) deadline submissions and finalizing the lead service field investigation.
- Completed Pedestrian Safety Improvements throughout Town.

OBJECTIVES
For FY2026

- Complete the LCRR inventory and construction of lead service line replacements.
- Process the RFP for AMI and begin construction on modernizing water meters.
- Implement Master Transportation Plan Update adding a Pedestrian Toolbox.
- Implement the Water and Wastewater Master Plan.
- Complete design of Montfort Drive.
- Continue design of Quorum Drive from Arapaho Road to Dallas North Tollway.
- Support Parks and Recreation in the Quorum Drive Bike Lane Project from Arapaho Road to Keller Springs Road.
- Complete construction of Jimmy Doolittle Drive.
- Implement the RFQ for Engineering Services.

PERFORMANCE METRICS

Public Works and Engineering

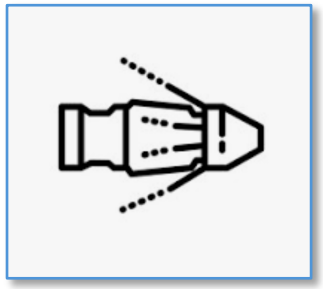

65,000 Linear Feet

Sanitary Sewer Main Line Cleaning and CCTV

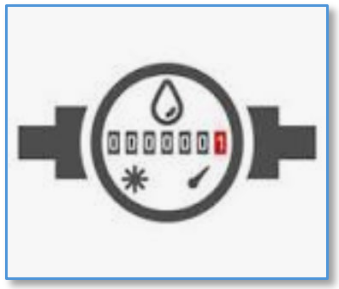

40 Billion Gallons

Amount of Water Purchased Annually

1,409 Pounds

Household Hazardous Waste Collected

11.5 Tons

Cold Mix Used for Potholes



466

Fire Hydrant and Main Line Valves Exercised



2,018

Service Lines Inspected for Lead

50,000 Linear Feet

Stormwater Mains Inspected

1,001

Bulk Trash Collected Amount of Work Orders

RESOURCE
Maximization

Non-Destructive Testing of Water Lines:

- Used Advanced Vibroacoustical Analysis (AVA) for Beltway Drive and Village on the Parkway to determine the remaining useful life of these two ductile iron water lines installed over 50 years ago.
- Testing results showed that the water lines are in good condition and have a remaining useful life of approximately 20 years.
- Assessment performed by RJN Group was $16,000 for the two lines.
- The waterline at Beltway Drive was a scheduled $1,100,000 CIP project programmed for FY2027, which is removed for 20 years with an additional assessment in 5 years.

Estimated Work Hours Saved	Estimated Budget Savings	Other Efficiency #1	Other Efficiency #2
1 year of construction	$1,100,000	Delayed construction timeline	Delayed construction impact

RESOURCE
Maximization

- Stormwater in-place repairs were completed in 14 locations that were identified with the CCTV assessment that was performed.
  - Engineering estimate of the repairs was approximately $700,000.
  - Total in-place repairs at all 14 locations are approximately 1/3 of the total Engineer's estimate.
    - Repairs in place on 13 actual construction costs were $117,195.
    - 1 repair had a construction cost of $12,685.
- Approximately $570,000 was saved with the in-place repairs.

Estimated Cost Saved	Other Efficiency #1	Other Efficiency #2
$570,000	13 locations did not include street repairs and were less evasive	13 repairs took a substantially less amount of time, in the order of 1 day versus 1 week

EMPLOYEES

	FY2024 Actual	FY2025 Budget	FY2026 Proposed
Utility Fund(1)	29.70	29.70	28.90
Stormwater Fund	8.50	9.50	9.50
General Fund (Streets)	5.40	5.40	5.40
TOTAL	**43.60**	**44.60**	**43.80**

(1)Moved Utility Billing Supervisor (0.40 FTE) and Accounting Specialist-UB (0.40 FTE) from Utility Fund to Airport Fund in FY2026.

ORGANIZATION Chart

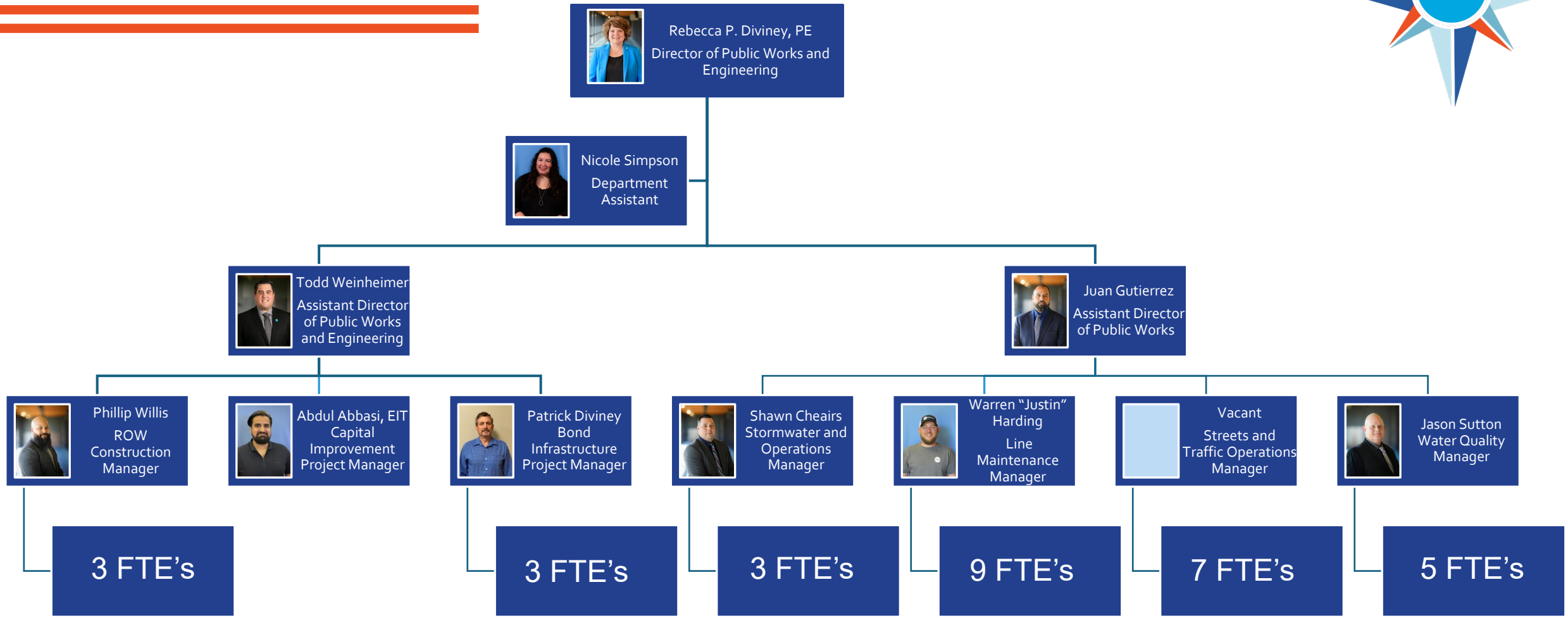

STREETS
Division
General Fund

TOTAL EXPENDITURES

Streets Division – General Fund

	FY2024 ACTUAL	FY2025 BUDGET	FY2026 PROPOSED BUDGET	% CHANGE FY25 TO FY26
Personnel	$470,576	$485,948	$497,199	2.3%
Supplies	57,304	52,000	51,000	-1.9%
Maintenance	713,591	711,147	714,204	0.4%
Contractual Services	771,924	805,996	838,196	4.0%
Capital Replacement	77,201	47,201	38,444	-18.6%
Capital Outlay	176,695	214,000	214,000	0.0%
TOTAL	$2,267,291	$2,316,292	$2,353,043	1.6%

UTILITY Fund

DECISION PACKAGES

Utilities Division

Rank	Title	Recurring	One-Time	Key Focus Area
1	Chlorine Analyzers, pH and Residual Monitor Upgrades	$0	$60,000	Infrastructure Development / Maintenance
2	Surveyor Water Tower Control Valve	$0	$40,000	Infrastructure Development / Maintenance
3	Celestial Pump Station Electrical Assessment	$0	$225,000	Infrastructure Development / Maintenance
4	Multi-Sensor Inspection Condition Assessment – North Dallas Water Supply Corporation	$0	$376,750	Infrastructure Development / Maintenance
	TOTAL	**$0**	**$701,750**	

DECISION PACKAGE
Utility Division

KFA: Infrastructure Development & Maintenance

4.1. Continue to invest in and maintain our Asset Management Plan.

Priority 1: Chlorine Analyzers, pH and Residual Monitor Upgrades

- Replace existing chlorine analyzer (CL17) and pH and Residual Monitor that have exceeded their useful life according to our Assess Management program and maintenance records.
- Equipment is used daily for the Water facilities operations at the facilities including Addison Circle Water Tower, Surveyor Water Tower and Pump Station, and Celestial Pump Station.

Cost	Funding Type	Funding Source
$60,000	One-Time	Utility Fund

DECISION PACKAGE
Utility Division

KFA: Infrastructure Development & Maintenance

4.1. Continue to invest in and maintain our Asset Management Plan.

Priority 2: Surveyor Water Tower Control Valve

- Replace the existing water control valve located at the Surveyor Water Tower. Its original purpose for operation and use has changed to effectively operate the water system.
- Equipment is used daily for the Water facilities operations. The altitude valve will be replaced with a butterfly valve and operate in a similar scenario as the Addison Circle Water Tower, including SCADA controls and electronics to control the flow based on system needs.

Cost	Funding Type	Funding Source
$40,000	One-Time	Utility Fund

DECISION PACKAGE

Utility Division

KFA: Infrastructure Development & Maintenance

4.1. Continue to invest in and maintain our Asset Management Plan.

Priority 3: Celestial Pump Station Electrical Assessment

- Perform an electrical assessment at the Celestial Pump Station as recommended in the Asset Management program.
- An electrical assessment will include evaluating the existing condition of the electrical control cabinets and wiring to review it and recommend improvements necessary to keep the electrical system for the Celestial Pump Station operational.
- The electrical system is currently classified as poor or failed condition.
- Celestial Pump Station provides drinking water to the residents of the Town of Addison, and it is critical to keep the Pump Station operational.

Cost	Funding Type	Funding Source
$225,000	One-Time	Utility Fund

DECISION PACKAGE

Utility Division

KFA: Infrastructure Development & Maintenance

4.1. Continue to invest in and maintain our Asset Management Plan.

Priority 4: Multi-Sensor Inspection Condition Assessment – North Dallas Water Supply Corporation

- Inspection of 40,000 linear feet of sanitary sewer line and 1,000 manholes to develop a remaining useful life matrix for each section of sanitary sewer line for the North Dallas Water Supply Corporation.
- Inspection will be performed by multisensor inspection to include CCTV through the sewer lines, manhole visual inspection and review of the infrastructure along with coding per the NASSCO industry standards.
- The North Dallas Water Supply Corporation is a joint venture created in 1991 between the Town of Addison and City of Farmers Branch for the purpose of constructing, maintaining and operating a sanitary sewer interceptor.
- Costs are allocated to each city based on allocated flows through the line.
- The sanitary sewer line was last inspected in 2006.

Cost	Funding Type	Funding Source
$376,750	One-Time	Utility Fund

FUND SUMMARY

Utility Fund

	Actual 2023-2024	Budget 2024-25	Estimated 2024-25	Budget 2025-26
BEGINNING WORKING CAPITAL	**$8,430,078**	**$8,906,359**	**$9,670,691**	**$9,592,456**
REVENUES:				
Water Sales	$9,249,861	$9,440,658	$9,440,658	$9,723,878
Sewer Charges	7,057,591	7,505,903	7,505,903	7,618,867
Tap Fees & Other	60,843	50,000	50,000	50,000
Penalties	108,354	105,000	105,000	105,000
Interest and Other Income	671,932	232,422	291,127	282,422
Total Operational Revenue	$17,148,580	$17,333,983	$17,392,688	$17,780,167
TOTAL AVAILABLE RESOURCES	**$25,578,658**	**$26,240,342**	**$27,063,379**	**$27,372,623**
EXPENSES:				
Personnel Services	$2,878,324	$3,202,074	$3,132,480	$3,195,365
Supplies	233,110	227,105	229,511	234,367
Maintenance	1,057,450	1,167,009	1,167,009	1,279,758
Contractual Services				
Water Purchases	4,582,871	4,976,098	4,976,098	5,096,222
Wastewater Treatment	3,827,770	4,310,865	4,310,865	4,648,042
Other Services	1,378,267	1,529,332	1,520,906	1,382,318
Capital Replacement	206,584	166,584	166,584	187,248
Debt Service	1,743,592	1,747,470	1,747,470	1,754,345
Total Operational Expenses	$15,907,967	$17,326,537	$17,250,923	$17,777,665

FUND SUMMARY
Utility Fund

	Actual 2023-2024	Budget 2024-25	Estimated 2024-25	Budget 2025-26
One-Time Decision Packages	-	175,000	175,000	701,750
Capital Project (Cash Funded)				
AMI Water Meter Modernization	-	950,000	-	950,000
Celestial Pump Station Bathroom Addition	-	45,000	45,000	-
Addison Circle Tower Driveway	-	225,000	-	225,000
TOTAL EXPENSES	**$15,907,967**	**$18,721,537**	**$17,470,923**	**$19,654,415**
ENDING WORKING CAPITAL	**$9,670,691**	**$7,518,805**	**$9,592,456**	**$7,718,208**
Working Capital Percentage	**60.8%**	**43.4%**	**55.6%**	**43.4%**

FUND PROJECTION

Utility Fund

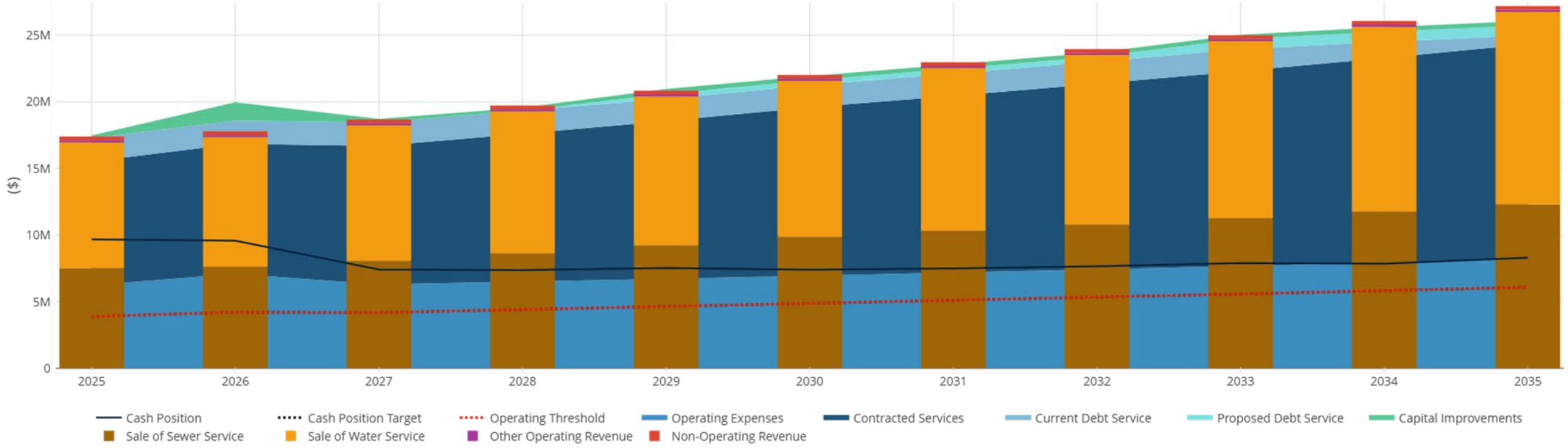

Assumptions for 2027 and beyond:

- 4% increase in water rates through 2030 and 3.5% per year thereafter
- 5% increase in wastewater for FY 2027, 6.5% increases from FY 2028 through FY 2030, then 4% increases thereafter
- 3.5% increase in salaries and 5% increase in health insurance each year
- 5% increase in water wholesale costs per year
- 8.5% increase in wastewater wholesale costs through 2030 then 5% increases thereafter
- 3% increase in other operating expenses each year
- Anticipated debt issuances in 2028 and 2033

STORMWATER
Fund

FUND SUMMARY

Stormwater Fund

	Actual 2023-2024	Budget 2024-25	Estimated 2024-25	Budget 2025-26
BEGINNING WORKING CAPITAL	**$8,657,555**	**$7,808,368**	**$8,899,503**	**$8,544,102**
REVENUES:				
Licenses and Permits	$2,075	$-	$1,000	$1,000
Drainage Fees	2,609,536	2,600,000	2,625,000	2,625,000
Interest and Other Income	686,908	200,000	275,000	225,000
Total Operational Revenue	$3,298,519	$2,800,000	$2,901,000	$2,851,000
TOTAL AVAILABLE RESOURCES	**$11,956,074**	**$10,608,368**	**$11,800,503**	**$11,395,102**
EXPENSES:				
Personnel Services	$758,272	$942,468	$919,806	$934,142
Supplies	34,053	30,400	30,400	24,250
Maintenance	717,834	620,549	620,549	624,592
Contractual Services	352,718	257,200	257,200	329,260
Capital Replacement	25,000	50,000	50,000	56,140
Debt Service	488,948	896,453	867,515	874,315
Capital Outlay	273,550	-	-	-
Total Operational Expenses	$2,650,375	$2,797,070	$2,745,470	$2,842,699
Transfer to Debt Service Fund	406,196	444,431	444,431	832,457
One-Time Decision Packages	-	66,500	66,500	-
TOTAL EXPENSES	**$3,056,571**	**$3,308,001**	**$3,256,401**	**$3,675,156**
ENDING WORKING CAPITAL	**$8,899,503**	**$7,300,367**	**$8,544,102**	**$7,719,946**
WORKING CAPITAL PERCENTAGE	**335.8%**	**261.0%**	**311.2%**	**271.6%**

FUND PROJECTION

Stormwater Fund

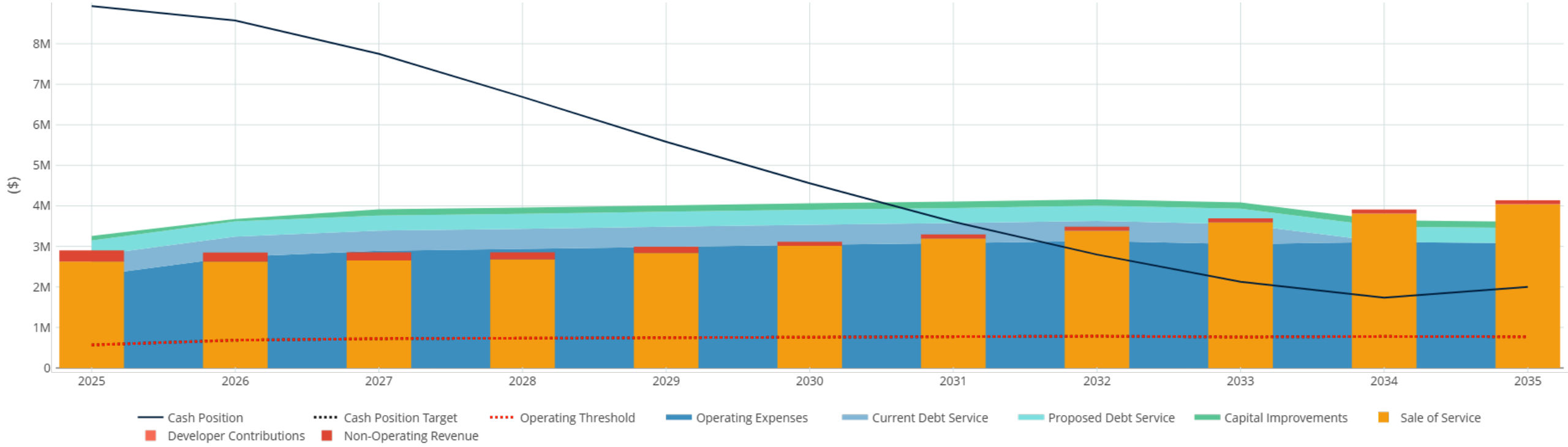

Assumptions for 2027 and beyond:

- No increase in stormwater fees through 2028 and 5.0% per year thereafter
- 3.5% increase in salaries and 5% increase in health insurance each year
- 1% increase in other operating expenses each year
- Transfers to the debt service fund to service costs of stormwater improvements associated with street reconstruction projects

QUESTIONS

NAVIGATING *the* FUTURE

Special Events

2025-2026

TOWN OF ADDISON

Budget Presentation

MAJOR ACCOMPLISHMENTS

For FY2025

- Enhanced the branding impact of the Big 3:
  1. **TASTE ADDISON**
     - Established a Restaurant Coalition – helped to recruit participants, navigate the festival process, and was instrumental in TABC compliance.
     - Elevated pre-event offerings including Taste on the Tarmac, Taste Wellness, and addition of Taste Takeover at Dallas Love Field (over 4M impressions).
     - Maintained increased number of participating vendors: Restaurants (43), Marketplace (53) & Sponsors ($100K).
     - Fully activated the festival site, including leveraging The Addison for Speakeasy, Jazz + Silks, and Silent Disco.
     - Increased gross revenue sales by 77% (includes ticket sales, paid experiences & merch).
  2. **KABOOM TOWN!**
     - Keep ticket redemption rate above 65% for paid admission --- Addison Residents to remain free.
     - Improve operations of entrance to the park with the separation of Hotel Packages and General Admission.
  3. **ADDISON OKTOBERFEST**
     - Increase Corporate Night Participation by 30% to include a presenting sponsor of the evening.
     - Enhance the Texas Zwei Step area with partners/sponsors to increase visibility / attendance.
- Hosted a successful Holiday in the Park and assisted with the Rockin' Around the Circle Tree Lighting, The Addison Performing Arts Show & Share, and Christmas at The Addison events.

OBJECTIVES
For FY2026

- Impact transformational growth of the Big 3 by:
  - Increase in Corporate Partnerships
  - Development of a Corporate Volunteer Program
  - Development of a marketing strategy to share our *new* story of our Big 3 – branding to change for Taste & Kaboom after milestone years in 2025
- Per Council Strategic Planning session – explore hosting additional event(s) to drive Addison as a destination.

EMPLOYEES

	FY2024 Actual	FY2025 Budget	FY2026 Proposed
Director of Special Events & Theatre	1.00	1.00	1.00
Special Events Manager	1.00	1.00	1.00
Special Events Coordinator	2.00	2.00	2.00
Sponsorship & Event Specialist	1.00	1.00	1.00
Special Events Specialist	1.00	1.00	1.00
TOTAL	**6.00**	**6.00**	**6.00**

ORGANIZATION
Chart

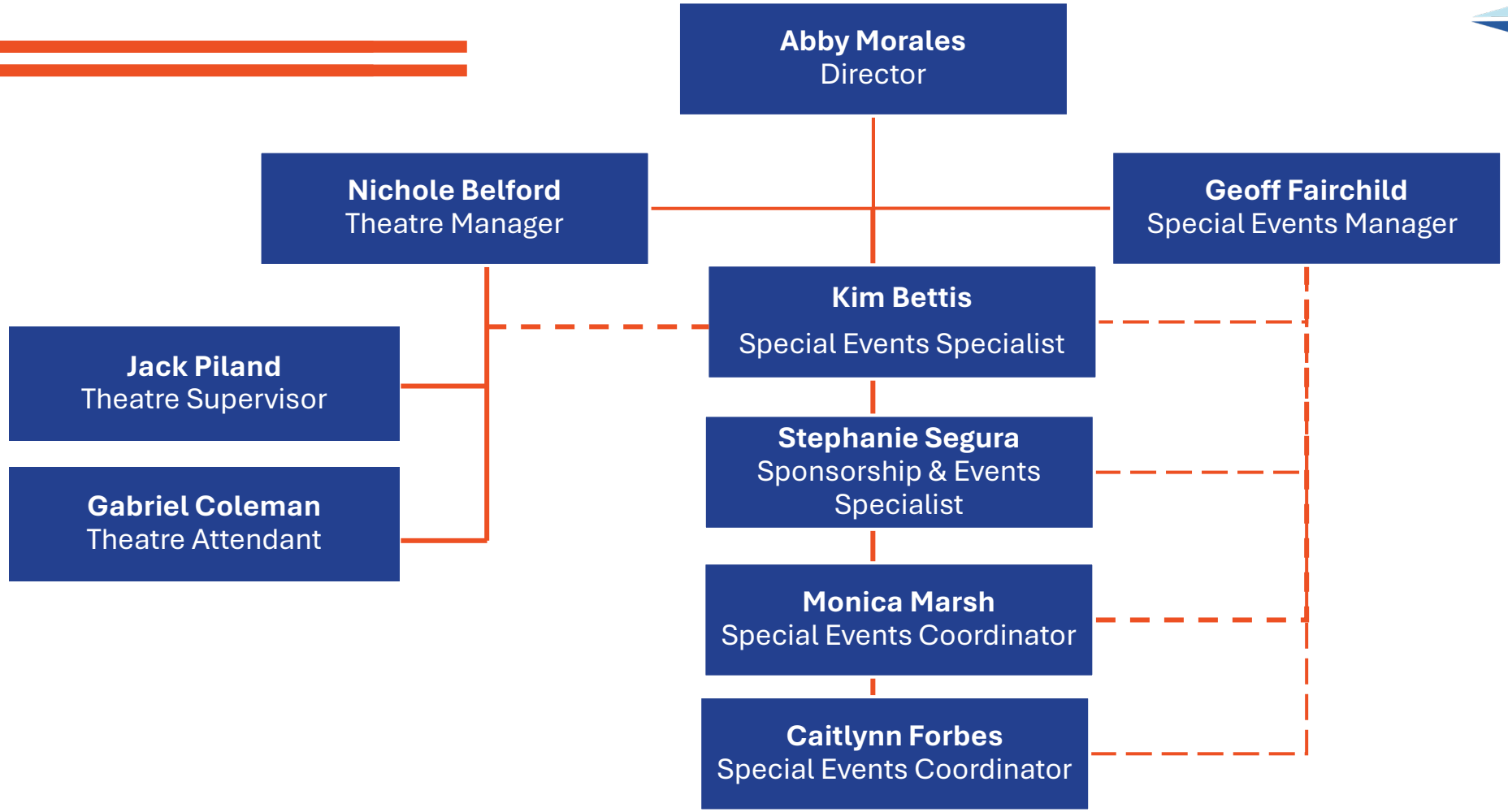

DECISION
Packages

Rank	Title	Recurring	One-Time	Key Focus Area
1	World Cup Event	$0	$100,000	Vibrant Active Community
	Total	**$0**	**$100,000**	

DECISION
Packages

KFA: Vibrant Active Community

Vision & create special moments that make people want to be in Addison (arts, events, AAC, markets).

Priority 1: World Cup Series Event

- During development of the annual Strategic Plan, Council expressed interest and included an initiative to explore hosting new special events.
- This request is a **one-time opportunity** to implement an event(s) centered around the 2026 World Cup games that will be hosted in the metroplex.
- **VISION:** host watch parties at Addison Circle Park on the ellipse that include screens, seating, food trucks, and beverages for select games!
  - **FACTORS TO CONSIDER:** schedule of games (impacts pre-games to host as well as July 3rd game); charge admission or host as community event and do revenue-share with F&B; impact to Kaboom Town! set-up.

9 FIFA World Cup 26™ matches to be hosted at AT&T Stadium, including a Semi-Final

- Sunday, June 14
- Wednesday, June 17
- Monday, June 22
- Thursday, June 25
- Saturday, June 27
- Tuesday, June 30
- **Friday, July 3: Addison Kaboom Town!**
- Monday, July 6
- **Tuesday, July 14:** *semi-final*

Cost	Funding Type	Funding Source
$100,000	One-Time	Hotel Fund

FINANCIAL SUMMARY

KaboomTown!

KaboomTown!	Actual 2023-2024	Budget 2024-25	Estimated 2024-25	Budget 2025-26
REVENUES:				
Admissions	$ 119,509	$ 100,000	$ 100,000	$ 100,000
Gross Receipt Fees	25,910	46,000	46,000	101,000
Special Vendor Fees	6,500	-	-	-
Sponsorships	22,500	100,000	100,000	100,000
Total Operational Revenue	$ 174,419	$ 246,000	$ 246,000	$ 301,000
EXPENDITURES:				
Personnel Services	$ 57,470	$ 65,857	$ 65,857	$ 58,296
Contractual Services	410,417	371,500	371,500	446,500
Total Operational Expenditures	$ 467,887	$ 437,357	$ 437,357	$ 504,796
TOTAL INVESTMENT	**$(293,468)**	**$(191,357)**	**$(191,357)**	**$(203,796)**

FINANCIAL SUMMARY

Addison Oktoberfest

Oktoberfest	Actual 2023-2024	Budget 2024-25	Estimated 2024-25	Budget 2025-26
REVENUES:				
Admissions	$ 416,263	$ 275,000	$ 275,000	$ 275,000
Gross Receipt Fees	76,430	280,000	280,000	280,000
Special Vendor Fees	28,400	20,000	20,000	35,000
Sponsorships	81,000	125,000	125,000	125,000
Total Operational Revenue	$ 602,093	$ 700,000	$ 700,000	$ 715,000
EXPENDITURES:				
Personnel Services	$ 169,865	$ 158,815	$ 158,815	$ 134,981
Contractual Services	945,738	764,000	764,000	764,000
Total Operational Expenditures	$ 1,115,603	$ 922,815	$ 922,815	$ 898,981
TOTAL INVESTMENT	**$(513,510)**	**$(222,815)**	**$(222,815)**	**$(183,981)**

FINANCIAL SUMMARY

Taste Addison

Taste Addison	Actual 2023-2024	Budget 2024-25	Estimated 2024-25	Budget 2025-26
REVENUES:				
Admissions	$ 148,110	$ 300,000	$ 210,648	$ 205,000
Gross Receipt Fees	114,221	165,000	51,471	70,000
Special Vendor Fees	28,450	35,000	28,800	35,000
Sponsorships	134,000	150,000	101,611	150,000
Total Operational Revenue	$ 424,781	$ 650,000	$ 392,530	$ 460,000
EXPENDITURES:				
Personnel Services	$ 134,690	$ 106,400	$ 97,259	$ 91,400
Contractual Services	1,109,588	1,069,000	998,603	999,000
Total Operational Expenditures	$ 1,244,278	$ 1,175,400	$ 1,095,862	$ 1,090,400
TOTAL INVESTMENT	**$(819,497)**	**$(525,400)**	**$(703,332)**	**$(630,400)**

OPTIONS

For the Future

BUDGET--

- **Continue to invest in our restaurants and showcase our Town brand identity**
- **Focus on FOOD – increase restaurant participation with coalition assistance / lead**
- **Reallocate approved funds to support bigger national acts**
- **Continue to develop festival format to maximize opportunities for the restaurants, hotels and Town – sponsorships, revenue streams, etc.**
- **Maintain operating budget from FY25**

FY2026 PROJECTION: $460,000	
ADMISSIONS	$205,000
SPONSORSHIPS	$150,000
GROSS RECEIPT FEES	$70,000
SPECIAL VENDOR FEES	$35,000

FY2026 PROJECTION: $1,090,400	
PERSONNEL	$91,400
ENTERTAINMENT	$325,000
CONTRACTUAL SERVICES / RENTALS	$674,000

PROGRAMMING

For the Future

PROGRAMMING CONSIDERATIONS:

- PRIMARY FOCUS: Food, family friendly activities, experiences focus
  - Showcases our Town restaurants & community
  - Drives daytime attendance
- Secondary focus: national headliners
  - Drives hotel stays and evening attendance
    - Restaurants ask the lineup during recruitment
    - Multiple marketing buckets – entertainment is top 3

TASTE ADDISON HEADLINER HISTORY:

	2021	2022	2023	2024	2025
FRI	Flo Rida	Sean Paul	Swae Lee	Sugar Ray Crash Adams	Silversun Pickups Bad Suns
SAT	Third Eye Blind Hoobastank LIT	Stone Temple Pilots Candlebox Living Colour	3OH!3 Story of the Year Hawthorne Heights	Toadies Vertical Horizon Hot Chelle Rae	Hoobastank Fastball
SUN				Hunter Hayes Sheppard	Wade Bowen
	$287,500	**$330,000**	**$227,000**	**$258,500**	**$197,500**

THE Future

3-YEAR PLAN

2025

1. **RESTAURANTS:**

   ESTABLISH A RESTAURANT COALITION / MAINTAIN 2024 PARTICIPATION LEVELS – (APPROX. 50 RESTAURANTS)

2. **PROGRAMMING / EXPERIENCES:**

   TARGET ALL DEMOGRAPHICS / CREATE DEMAND & INCREASE ENGAGEMENT (SHARE ALL EXPERIENCES AT TASTE, NOT JUST HEADLINERS) / KEEP MUSIC LINEUP DIVERSIFIED WITH RESPECT TO GENRES

3. **FINANCIAL:**

   BE STRATEGIC WITH PARTNERSHIPS / LONG TERM STRATGEGIES TO REDUCE TOWN INVESTMENT / DRIVE REVENUE – PAID EXPERIENCES, PACKAGES & SPONSORSHIPS

THE Future

3-YEAR PLAN

2026

1. **RESTAURANTS:**

   RESTAURANT COALITION DRIVES FORMAT – HOLD AT APPROX. 50-60 PARTICIPATING RESTAURANTS

2. **PROGRAMMING / EXPERIENCES:**

   DRIVE DAYTIME ATTENDANCE WITH FOOD, FAMILY & SPECIALTY PROGRAMMING (WINE GARDEN, SPEAKEASY, ETC. / DRIVE EVENING ATTENDANCE WITH NATIONAL HEADLINERS / FORMAT FOR FOOD: TRANSITION TO CHOW HALL ONLY

3. **FINANCIAL:**

   REDUCE TOWN INVESTMENT / INCREASE REVENUE (ATTENDANCE) / ADJUST REV-SHARE OPPORTUNITIES TO DRIVE SPONSORSHIP (BEVERAGE)

THE Future

3-YEAR PLAN

2027

1. **RESTAURANTS:**

   GROW TO 75 PARTICIPATING RESTAURANTS

2. **PROGRAMMING / EXPERIENCES:**

   EXPAND DAYTIME PROGRAMMING TO INCLUDE CURATED CHEF ACTIVITIES / CONTINUE WITH NATIONAL HEADLINERS FOR EVENING

3. **FINANCIAL:**

   REDUCE TOWN INVESTMENT / ADMISSION TO BE INCLUSIVE OF A SET NUMBER OF TASTE BITES – ADD'L BITES WITH CHOW HALL PASS

CONSIDERATIONS
For the Future

REVENUE STREAMS AT A GLANCE:

TASTE ADDISON	KABOOM TOWN	ADDISON OKTOBERFEST
SPONSORSHIP (NO MAJOR BEVERAGE)	SPONSORSHIP (BEVERAGE)	SPONSORSHIP (BEVERAGE)
ADMISSION / TICKET ITEMS + VIP	ADMISSION	ADMISSION / TICKET ITEMS + TABLES
FOOD & BEV -- *NO REVENUE FROM ADDISON RESTAURANTS / 20% REV SHARE) NON ADDISON CONCESSINAIRES ONLY*	FOOD & BEV (20% REV SHARE) – approx. $45,150 from 2025 event	FOOD &BEF (20% REV SHARE) – ***$205,000 from 2024 event***
VENDOR BOOTHS	VENDOR BOOTHS	VENDOR BOOTHS
MERCH	MERCH	MERCH / BUTTONS

OPPORTUNITIES:

TASTE ADDISON	
SPONSORSHIP (NO MAJOR BEVERAGE)	**$30K - $50K *DEPENDING ON SCOPE – BEER, WINE + SPIRITS OR JUST 1***
FOOD & BEV -- *NO REVENUE FROM ADDISON RESTAURANTS / 20% REV SHARE) NON ADDISON CONCESSINAIRES ONLY*	***GROSS 2025 SALES – FOOD + BEVERAGE: $327,620 20% to festival = $65,524***

FOREGONE REVENUE (2025)	
FOOD & BEV (20% REVSHARE) GROSS SALES: - 2025 = 44 RESTAURANTS / **5 CONCESSIONAIRES** - 2023 = 21 RESTAURANTS / **8 CONCESSIONAIRES** - 2022 = 17 RESTAURANTS / **9 CONCESSIONAIRES**	$65,500
SPONSORSHIP (DATE CHANGE – COMMITTED RENEWALS LOST FROM 2024)	$37,000

Taste Addison with Increased Ticket Fees & Revenue Sharing

PHASED APPROACH
Sponsorship
Admissions
VIP Tickets
Food--Rev-Share
Paid Experiences
Beverages

AGGRESSIVE APPROACH
Sponsorship
Admissions
VIP Tickets
Food--Rev-Share
Paid Experiences
Beverages

SPONSORSHIP – continue to cultivate partnerships tied to the event

ADMISSIONS -- increase ticket prices ($5 = $80K based on current attendance)

VIP TICKETS -- change format to day specific options (estimated 400% increase in sales)

PAID EXPERIENCES – modify marketing to promote experiences and enhance partnerships to impact sponsorship

FOOD – REV/SHARE – 20% rev/share from all participating restaurants (approx. $66K from 2025)

BEVERAGES – no estimate for beverage share at this time

RISKS – decreased restaurant participation, headliner programming, brand identity

OPTIONS

For the Future

FY2026 PROJECTION: $375,000	
ADMISSIONS	$175,000
SPONSORSHIPS	$100,000
GROSS RECEIPT FEES	$65,000
SPECIAL VENDOR FEES	$35,000

FY2026 PROJECTION: $955,000	
PERSONNEL	$69,000
ENTERTAINMENT	$250,000
CONTRACTUAL SERVICES / RENTALS	$636,000

2-DAY EVENT--

- Removal of Sunday
  2025 example ---
  - Fixed costs: approx. $325K (tents, temporary electricity, port-o-lets, stage, rentals, golf carts)
  - Savings: approx. $38K (all labor services – parking, security, ACT, staff and headliner for Sunday)
- Reduce overall operating budget which will impact/reduce programming opportunities and entertainment options.

FINANCIAL SUMMARY

Taste Addison with Increased Ticket Fees & Revenue Sharing

Taste Addison	Budget 2025-26	Aggressive Budget 2025-26
REVENUES:		
Admissions	$ 205,000	$300,000
Gross Receipt Fees	70,000	140,000
Special Vendor Fees	35,000	35,000
Sponsorships	150,000	150,000
Total Operational Revenue	$ 460,000	$ 625,000
EXPENDITURES:		
Personnel Services	$ 91,400	$ 91,400
Contractual Services	999,000	999,000
Total Operational Expenditures	$ 1,090,400	$ 1,090,400
TOTAL INVESTMENT	**$(630,400)**	**$(465,400)**

QUESTIONS

NAVIGATING *the* FUTURE

The Addison
Performing Arts Centre

2025-2026
TOWN OF ADDISON
Budget Presentation

MAJOR ACCOMPLISHMENTS

For FY2025

- Rebranded and updated facility:
  - New logo & signage.
  - Updated carpet & paint in common areas.
  - Updated shared spaces for all users: Box Office, Kitchen, performer's lounge, Main Stage.
  - Re-purposed furniture: outdoor balcony and upstairs lobby.
  - Flipped proscenium to more conventional use of space.
- Increased activation of the venue:
  - 20/29 possible days of lit nights in December with a combination of WTT, Town curated programming & renters.
  - Completed first full facility rental.
  - Rented the Lobby as a space for various events: National Margarita Day, Influencer Event for Concessionaire, Tasting Event & private party.
  - Full use of space for Taste Addison.
- Participated in the formation of Council Community Partnership Committee for the Non-Profit Funding Program and assisted with creation of the Performing Arts Organizations category.

METRICS
For FY2025

FACILITY		
	LIT NIGHTS	PERFORMANCES
FY2023	109	164
FY2024	98	194
FY2025	**103**	**231**

GROUPS	FY23		FY24		FY25	
	LIT NIGHTS	PERFORMANCES	LIT NIGHTS	PERFORMANCES	LIT NIGHTS	PERFORMANCES
WaterTower Theatre	30	42	39	54	29	41
Renters / Other Groups	74	111	51	118	60	156
Town-Curated Program	5	21	8	22	14	34

OBJECTIVES
For FY2026

- Continue to progress towards goal of 150 lit nights:
  - Combination of Resident Company (50 lit nights), Renters (50 lit nights) & Town-curated programming (50 lit nights).
  - Establish residency for Studio Space.
  - Maximize visibility of space through Town produced events.
  - Explore grant opportunities.
- Marketing and promotion of the venue:
  - Participation in professional organizations (Business Council for the Arts, International Association of Venue Managers, Texans for the Arts).
  - Prioritize facility and equipment repairs to allow for increased activation of the venue.

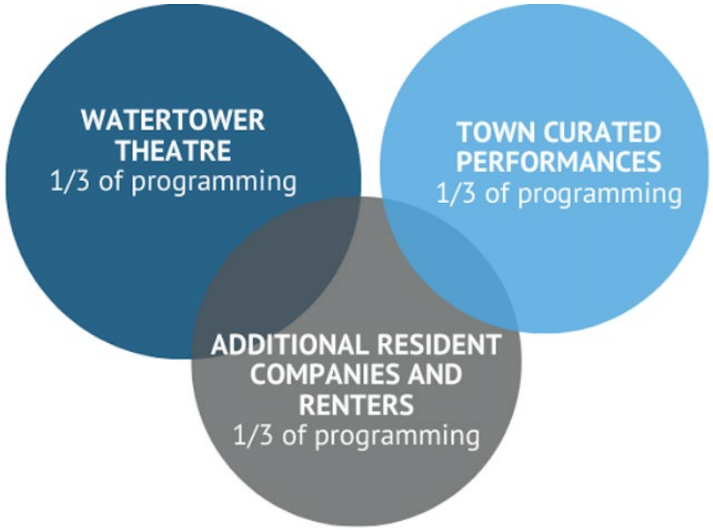

Goal Mainstage Usage

RESOURCE
Maximization

Item	Estimated Savings	Notes
Office Supplies	$2,500	With the relocation of Special Events into the building, office supplies budget can be reduced.
Cintas	$1,000	Re-stocking of medical supplies can be done in-house to avoid contractual pricing.

EMPLOYEES

	FY2024 Actual	FY2025 Budget	FY2026 Proposed
Theatre Supervisor (1)	1.00	1.00	1.00
Theatre Manager (1)	-	1.00	1.00
Theatre Attendant (2)	1.00	1.00	1.00
TOTAL	2.00	3.00	3.00

(1) Theatre Supervisor and Theatre Manager funded by the Hotel Fund.
(2) Theatre Attendant allocation: Hotel Fund (0.5 FTE) and General Fund (0.5 FTE).

ORGANIZATION
Chart

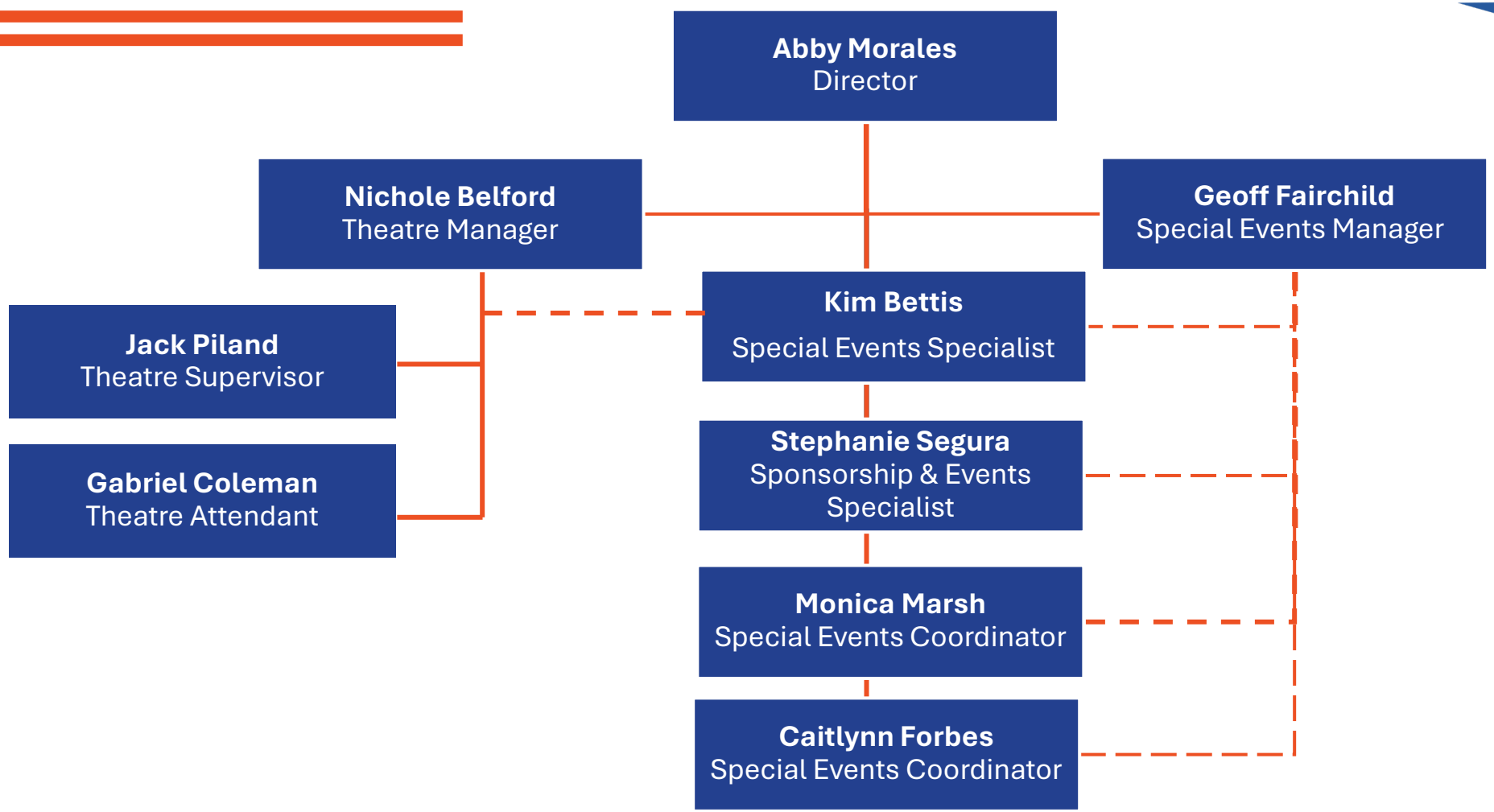

DECISION
Packages

Rank	Title	Recurring	One-Time	Key Focus Area
1	The Addison Theatre Centre Improvements	$0	$228,000	Vibrant Active Community
2	Major Theatre Projects Funding	$30,000	$0	Vibrant Active Community
	Total	**$30,000**	**$228,000**	

DECISION Package

KFA: Vibrant Active Community

Enhance the resident and visitor experience by activating our community parks and Town assets.

Priority 1: The Addison Performing Arts Centre Improvements

- Three-year plan to make investments to rejuvenate the facility that will improve the experience for patrons, performers, and staff.
- FY26: Lobby Restrooms, Safety Railings, Marley Floor Replacement

Cost	Funding Type	Funding Source
$228,000	One-Time	Hotel Fund

THREE-YEAR PROPOSED IMPROVEMENTS

The Addison

The Addison Performing Arts Centre Improvements	FY2026	FY2027	FY2028	Budget 2025-26
Projects:				
Seating Element	$ -	$ 200,000	$ -	$ 200,000
Lobby Restrooms	160,000	-	-	160,000
Dressing Rooms / Cast Restrooms	-	-	150,000	150,000
Concession Stand Sink / Closet	-	-	60,000	60,000
Green Room	-	-	12,000	12,000
Stage Left Sound Cage	-	5,000	-	5,000
Crew Restroom	-	-	18,000	18,000
Safety Railings	60,000	-	-	60,000
Cast Area Carpet	-	-	12,000	12,000
Marley Floor Replacement	8,000	-	-	8,000
Total Cost	$ 228,000	$ 205,000	$ 252,000	$ 685,000

DECISION
Package

KFA: Vibrant Active Community

Enhance the resident and visitor experience by activating our community parks and Town assets.

Priority 2: Major Theatre Projects Funding

- Provide a recurring line item for repair, maintenance, and replacement of Theatre items and equipment.
  - Line item was a recurring cost until 2020.
  - Allows for the replacement and repair of AV equipment (light & sound boards), maintenance on large equipment (genie lift and fork lift), and discontinued items (stage wireless mics, projector lights and monitors).
- Dedicated funding and investment helps to support the efforts to increase activity in the venue.

Cost	Funding Type	Funding Source
$30,000	Recurring	Hotel Fund

FINANCIAL SUMMARY

The Addison

	Actual 2023-2024	Budget 2024-25	Estimated 2024-25	Budget 2025-26
REVENUES:				
Rental Income	$ 119,339	$ 120,000	$ 120,000	$ 120,000
EXPENDITURES:				
Personnel Services	$ 144,963	$ 289,468	$ 266,074	$ 280,864
Supplies	26,976	29,250	29,250	25,750
Maintenance	46,299	69,869	69,869	98,203
Contractual Services	516,002	483,909	483,909	525,457
Capital Replacement / Lease	13,378	13,378	13,378	6,916
Capital Outlay	-	-	-	30,000
Total Operational Expenditures	$ 747,618	$ 885,874	$ 862,480	$ 967,190
TOTAL EXPENDITURES	**$ 747,618**	**$ 885,874**	**$ 862,480**	**$ 967,190**
NET INVESTMENT	**$(628,279)**	**$(765,874)**	**$(742,480)**	**$(847,190)**
MAXIMUM INVESTMENT	**$806,232**	**$803,250**	**$803,250**	**$851,400**

THE ADDISON OPPORTUNITIES:

Community Partnership Subcommittee Recommendation for Partner Funding

	FY20-21	FY21-22	FY22-23	FY23-24	FY24-25	FY25-26
Outcry Theatre	$5,000	$2,500	$2,500	$2,500	$5,000	$10,000
WaterTower Theatre	$500,000*	$375,000*	$375,000*	$425,000*	$380,000*	$380,000*
Accolade	---	---	---	---	---	$5,000
The Classics	---	---	---	---	---	$10,000
Plano Symphony Orchestra	---	---	---	---	---	$10,000
Town Curated Programs	---	---	---	---	$34,089	$40,000

Included:
In-Kind + Matching

FUND SUMMARY

Hotel Fund by Department

	Actual 2023-2024	Budget 2024-25	Estimated 2024-25	Budget 2025-26
BEGINNING FUND BALANCE	**$ 5,330,209**	**$ 5,294,485**	**$ 5,954,770**	**$ 5,765,693**
REVENUES:				
Non-Property Taxes	$ 5,374,881	$ 5,355,000	$ 5,355,000	$ 5,676,000
Service Fees	1,392,560	1,616,000	1,338,530	1,476,000
Rental Income	169,371	160,000	160,000	120,000
Interest and Other Income	456,895	275,000	250,000	300,000
Total Operational Revenue	$ 7,393,707	$ 7,406,000	$ 7,103,530	$ 7,572,000
TOTAL REVENUES	**$ 7,393,707**	**$ 7,406,000**	**$ 7,103,530**	**$ 7,572,000**
EXPENDITURES:				
Marketing and Tourism	$ 1,567,739	$ 1,989,451	$ 1,850,963	$ 1,999,487
The Addison	747,618	885,874	862,480	967,190
Major Special Events	2,759,705	2,535,572	2,456,034	2,494,177
Special Event Operations	1,142,699	1,320,478	1,314,831	1,417,964
Vitruvian Events	185,000	185,000	185,000	185,000
General Hotel Operations	366,385	600,221	593,299	532,172
Total Operational Expenditures	$ 6,769,146	$ 7,516,596	$ 7,262,607	$ 7,595,990
One-Time Decision Packages	-	30,000	30,000	228,000
Cash Funded Project: Wayfinding Signage & 911 Trail Location Markers	-	-	-	235,000
TOTAL EXPENDITURES	**$ 6,769,146**	**$ 7,546,596**	**$ 7,292,607**	**$ 8,158,990**
ENDING FUND BALANCE	**$ 5,954,770**	**$ 5,153,889**	**$ 5,765,693**	**$ 5,178,703**
Fund Balance Percentage	**88.0%**	**68.6%**	**79.4%**	**68.2%**

FUND PROJECTION

Hotel Fund

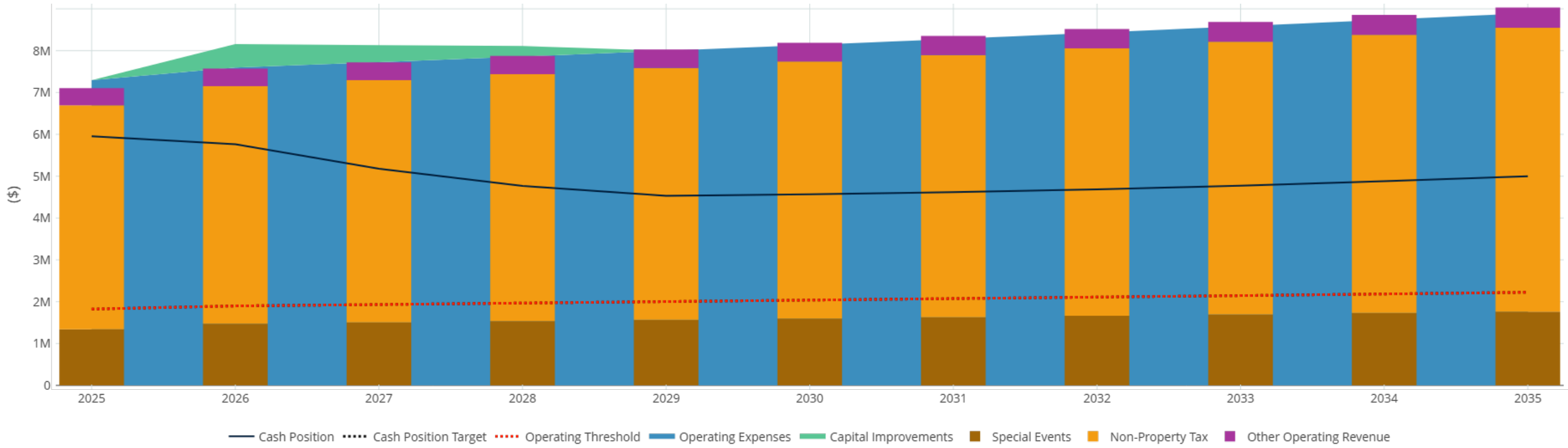

Assumptions for 2027 and beyond:

- 2% increase in hotel tax each year
- 2% increase special events and rental income each year
- 3.5% increase in salaries and 5% increase in health insurance each year
- 1% increase in other operating expenses each year

DECISION PACKAGE
Summary

DECISION PACKAGES

General Fund - Proposed

Department	Program Title	FTEs	Recurring Costs	One-Time Costs	Revenue/ Cost Offset	Net Total Cost
Police	Physical Wellness Exams for Police Officers	-	$ 38,000	$ -	$ -	**$ 38,000**
Police	Step Plan/Market Full Implementation	-	$ 255,906	$ -	$ -	**$ 255,906**
Fire	Step Plan/Market Full Implementation	-	$ 219,437	$ -	$ -	**$ 219,437**
Fire	Field Training Officer (FTO) Certification Pay Increase	-	$ 18,000	$ -	$ -	**$ 18,000**
Parks	Cotton Belt Trail Maintenance	-	$ 26,250	$ -	$ -	**$ 26,250**
City Manager's Department	Additional Property Tax for Economic Development	-	$ -	$ -	$ (82,801)	**$ 82,801**
	TOTAL	**-**	**$ 557,593**	**$ -**	**$ (82,801)**	**$ 640,394**

DECISION PACKAGES

General Fund – Public Safety Step Plan

Option 1 (2% shift)

- Within FY2026 budgeted compensation increase
- Behind desired market position
- 2-year transition

No Budget Decision Package required.

Option 2 (3% shift)

- Requires budgetary decision package
- Behind desired market position
- 2-year transition

Budget Decision Package $138,933

Option 3 (competitive)

- Requires budgetary decision package
- Achieves desired market position
- 2-year transition

Budget Decision Package $275,961

Option 4 (competitive/max movement)

- Achieves desired market position
- Achieve transition in 1-year

Budget Decision Package $475,343

DECISION PACKAGES

Special Revenue Funds- Proposed

Department	Program Title	FTEs	Recurring Costs	One-Time Costs	Revenue/ Cost Offset	Net Total Cost
Economic Development Fund	Team Texas Membership	-	$ -	$ 43,000	$ -	**$ 43,000**
Economic Development Fund	Economic Development Coordinator	1.00	$ 93,576	$ -	$ -	**$ 93,576**
Economic Development Fund	Marketing Budget Increase		$ 85,000	$ -	$ -	**$ 85,000**
Hotel Fund - Special Events	World Cup Series	-	$ -	$ 100,000	$ -	**$ 100,000**
Hotel Fund - Theatre Centre	The Addison Performing Arts Centre Improvements	-	$ -	$ 228,000	$ -	**$ 228,000**
Hotel Fund - Theatre Centre	Major Theatre Projects Funding	-	$ 30,000	$ -	$ -	**$ 30,000**
	TOTAL	**1.00**	**$ 208,576**	**$ 371,000**	**$ -**	**$ 579,576**

DECISION PACKAGES

Enterprise Funds- Proposed

Department	Program Title	FTEs	Recurring Costs	One-Time Costs	Revenue/ Cost Offset	Net Total Cost
Airport Fund	GIS Manager (Contractor)	-	$ -	$ 150,000	$ -	**$ 150,000**
Utility Fund	Chlorine Analyzers, pH and Residual Monitor Upgrades	-	$ -	$ 60,000	$ -	**$ 60,000**
Utility Fund	Surveyor Water Tower Control Valve	-	$ -	$ 40,000	$ -	**$ 40,000**
Utility Fund	Celestial Pump Station Electrical Assessment	-	$ -	$ 225,000	$ -	**$ 225,000**
Utility Fund	Multi-Sensor Inspection Condition Assessment - North Dallas Water Supply Corporation	-	$ -	$ 376,750	$ -	**$ 376,750**
	TOTAL	**-**	**$ -**	**$ 851,750**	**$ -**	**$ 851,750**

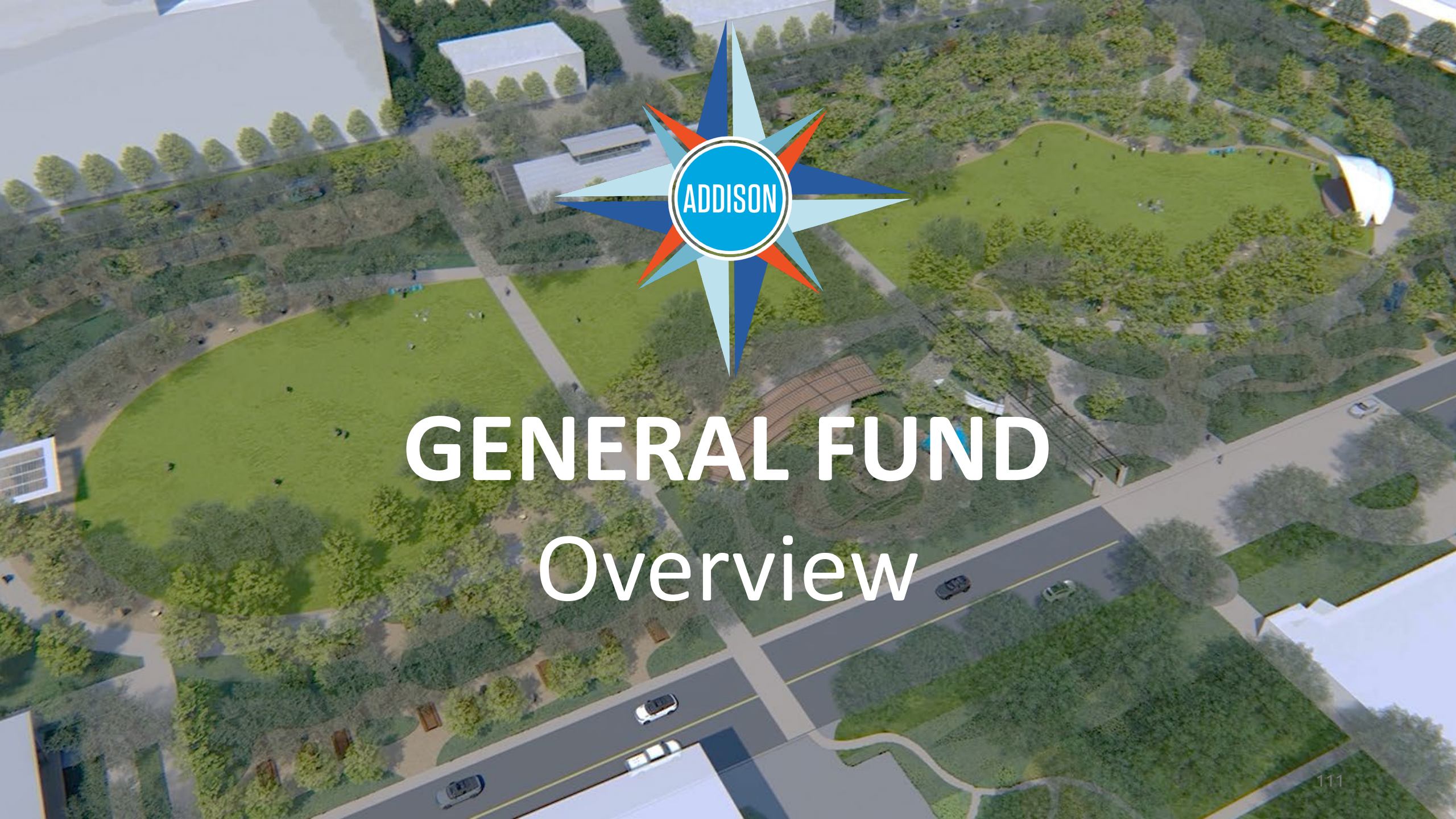

GENERAL FUND
Overview

SALES TAX

History

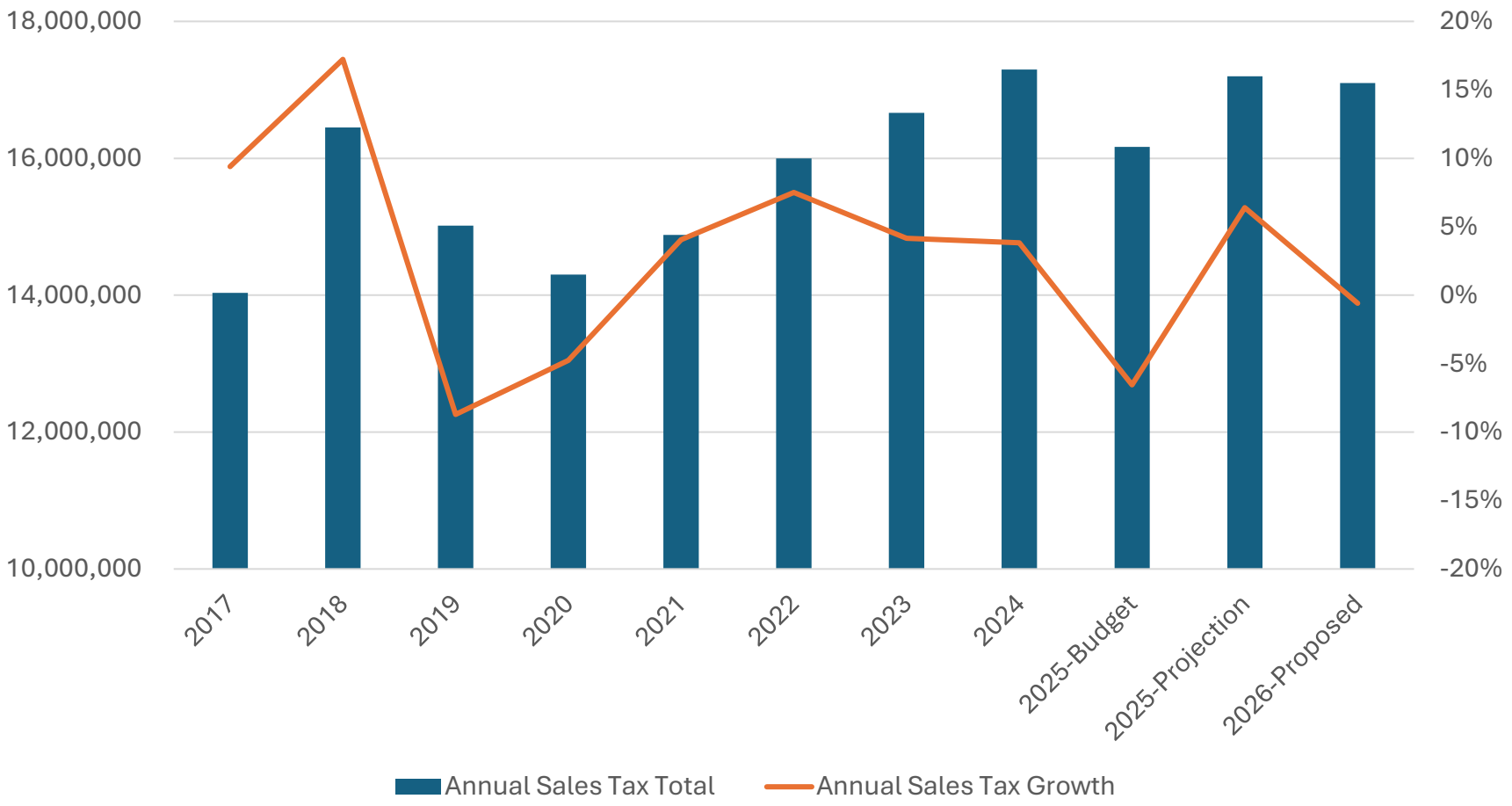

GENERAL FUND EXPENDITURES

By Type

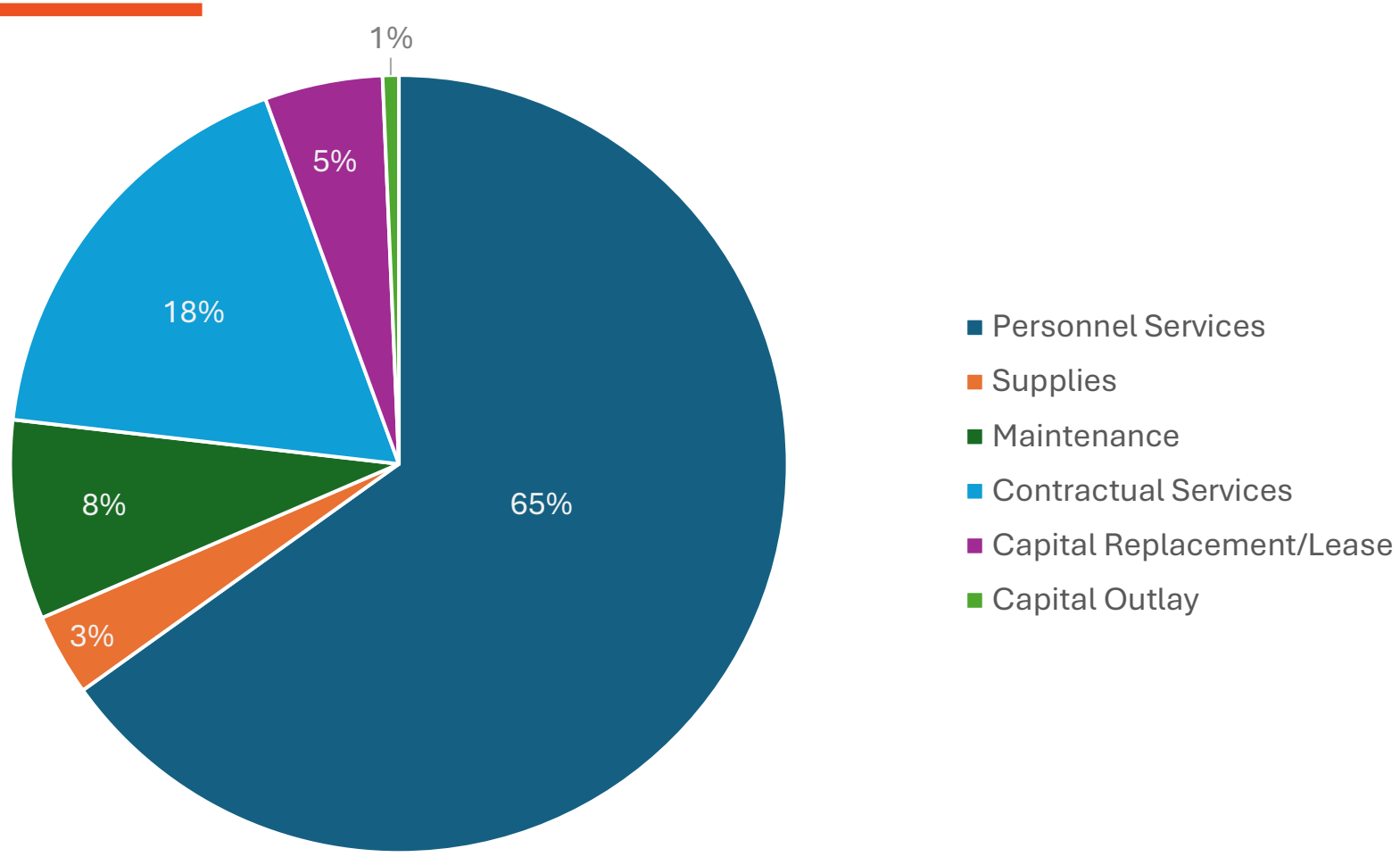

RESIDENTIAL PROPERTY TAX PORTION

Of General Fund Revenue

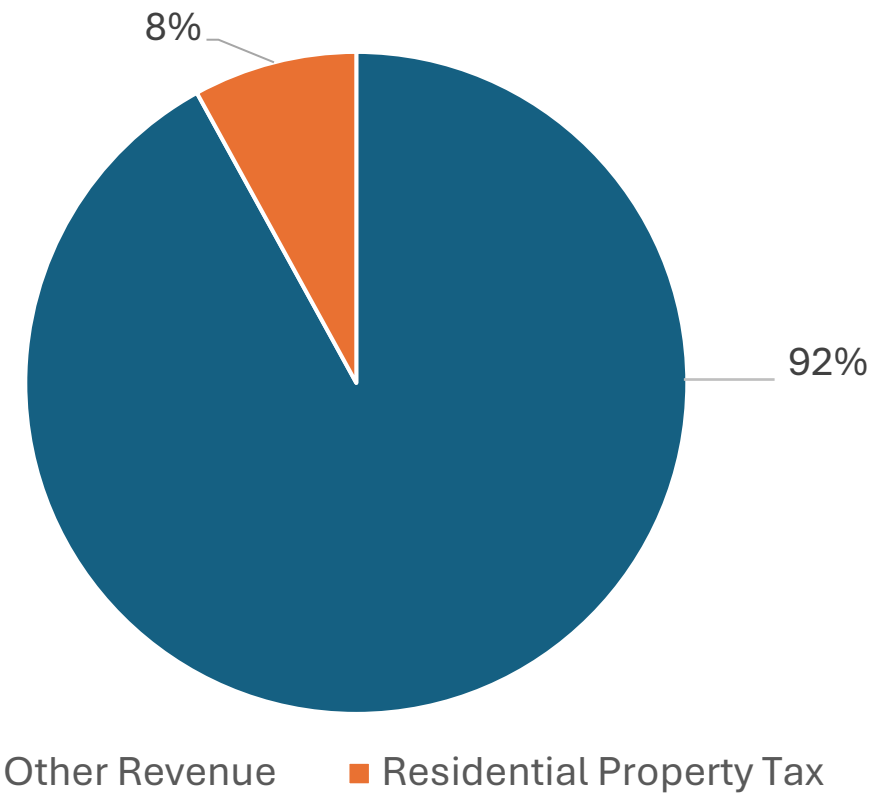

GENERAL FUND

Expenditure Changes

FY2025 Expenditures		$50.27M
Changes from FY2025:		
Resource Maximization	$(0.21M)	
4% Compensation Pool	$ 1.02M	
7% Health Insurance Increase	$ 0.24M	
Decision Packages	$ 0.64M	
Baseline Adjustments*	$ 0.49M	
Total Changes from FY2025		$ 2.18M
FY2026 Expenditures		$52.45M

*Primarily made up of increased Jail Services Contract, Utilities, and IT Replacement Fund contributions.

GENERAL FUND

Revenue

	Actual 2023-24	Budget 2024-25	Estimated 2024-25	Budget 2025-26
BEGINNING BALANCES	**$ 20,682,959**	**$ 20,799,755**	**$ 20,856,436**	**$ 21,018,948**
REVENUES:				
Ad valorem Taxes	$ 24,601,667	$ 25,465,206	$ 25,465,206	$ 25,903,224
Non-Property Taxes	18,595,761	17,465,000	18,500,000	18,400,000
Franchise Fees	2,033,581	2,055,000	2,076,001	2,035,000
Licenses and Permits	1,639,875	1,210,700	1,210,700	1,225,700
Service Fees	2,597,545	2,726,319	3,246,419	3,357,939
Fines and Penalties	350,930	335,000	335,000	390,000
Rental Income	8,640	8,600	8,600	89,100
Interest and Other Income	2,510,100	1,007,500	1,162,092	1,057,500
TOTAL OPERATIONAL REVENUE	$ 52,338,099	$ 50,273,325	$ 52,004,018	$ 52,458,463
Sale of Government Assets	966	-	-	-
Subscriptions	381,380	-	-	-
TOTAL REVENUES	**$ 52,720,445**	**$ 50,273,325**	**$ 52,004,018**	**$ 52,458,463**
TOTAL AVAILABLE RESOURCES	**$ 73,403,404**	**$ 71,073,080**	**$ 72,860,454**	**$ 73,477,411**

GENERAL FUND

Expenditures by Department

	Actual 2023-24	Budget 2024-25	Estimated 2024-25	Budget 2025-26
EXPENDITURES:				
General Government:				
City Secretary	$ 251,530	$ 260,131	$ 260,712	$ 292,292
City Manager	1,174,383	1,179,935	1,188,001	1,386,806
Finance	1,970,741	2,013,188	2,285,896	1,985,025
General Services	1,592,427	1,888,887	1,882,127	1,925,345
Municipal Court	680,962	704,632	709,276	724,044
Human Resources	637,741	749,123	751,564	760,279
Information Technology	2,317,853	2,398,709	2,409,193	2,505,662
Combined Services	1,258,575	1,180,585	1,180,585	1,206,458
City Council	403,665	391,766	390,509	436,897
	$ 10,287,877	$ 10,766,956	$ 11,057,863	$ 11,222,808

GENERAL FUND

Expenditures by Department

	Actual 2023-24	Budget 2024-25	Estimated 2024-25	Budget 2025-26
EXPENDITURES:				
Public Safety:				
Police	$ 12,741,880	$ 13,124,832	$ 13,119,463	$ 14,122,596
Emergency Communications	1,917,253	1,909,006	1,909,006	2,020,155
Fire	10,702,819	11,105,525	10,957,241	11,139,082
	$ 25,361,952	$ 26,139,363	$ 25,985,710	$ 27,281,833
Development Services	$ 2,322,115	$ 3,255,290	$ 3,158,021	$ 3,463,364
Streets	$ 2,267,291	$ 2,316,292	$ 2,301,164	$ 2,353,043
Parks and Recreation:				
Parks	$ 5,346,032	$ 5,651,687	$ 5,614,108	$ 5,924,832
Recreation	1,898,898	2,139,801	2,124,640	2,201,410
	$ 7,244,930	$ 7,791,488	$ 7,738,748	$ 8,126,242
Debt Service	$ 176,424	-	-	-
TOTAL OPERATIONAL EXPENDITURES	$ 47,660,588	$ 50,269,389	$ 50,241,506	$ 52,447,290

GENERAL FUND

Expenditures by Department

	Actual 2023-24	Budget 2024-25	Estimated 2024-25	Budget 2025-26
Transfers to other funds	4,500,000	-	1,600,000	-
Subscriptions and Leases	386,380	-	-	-
TOTAL EXPENDITURES	**$ 52,546,968**	**$ 50,269,389**	**$ 51,841,506**	**$ 52,447,290**
NET INCREASE/(DECREASE)	**$ 173,477**	**$ 3,936**	**$ 162,512**	**$ 11,173**
ENDING FUND BALANCES	**$ 20,860,470**	**$ 20,803,691**	**$ 21,018,948**	**$ 21,030,121**
Fund Balance Percentage	43.8%	41.4%	41.8%	40.1%

GENERAL FUND

Local Service Organization Partnerships

	Actual 2023-24	Budget 2024-25
Local Service Organizations		
Addison Arbor Foundation	65,000	65,000
Dallas Cat Lady	5,000	5,000
Metrocare Services	2,500	2,500
Metrocrest Services	139,878	162,721
Woven Health Clinic	6,500	6,500
TOTAL	$ 218,878	$ 241,721

	Budget 2025-26	
	Requested FY25-26	**Recommended by Committee FY25-26**
Addison Arbor Foundation	65,000	65,000
Dallas Cat Lady	5,000	5,000
Metrocare Services	-	-
Metrocrest Services	210,885	187,129
Woven Health Clinic	6,500	5,000
Jewish Family Service (new)	50,000	25,000
World Affairs Council (new)	25,000	-
Traffick911 (new)	15,000	-
Junior Players (new)	12,500	-
TOTAL	$ 389,885	$ 287,129

OTHER FUNDS

Local Service Organization Partnerships

ECONOMIC DEVELOPMENT FUND

	Requested FY25-26	Recommended by Committee FY25-26
Metrocrest Chamber of Commerce*	38,500	42,000

*Included Business Expo that was also budgeted for $3,500 into one agreement

CHILD SAFETY FUND

	Requested FY25-26	Recommended by Committee FY25-26
Traffick911 (new)	15,000	15,000

FUND PROJECTION

General Fund

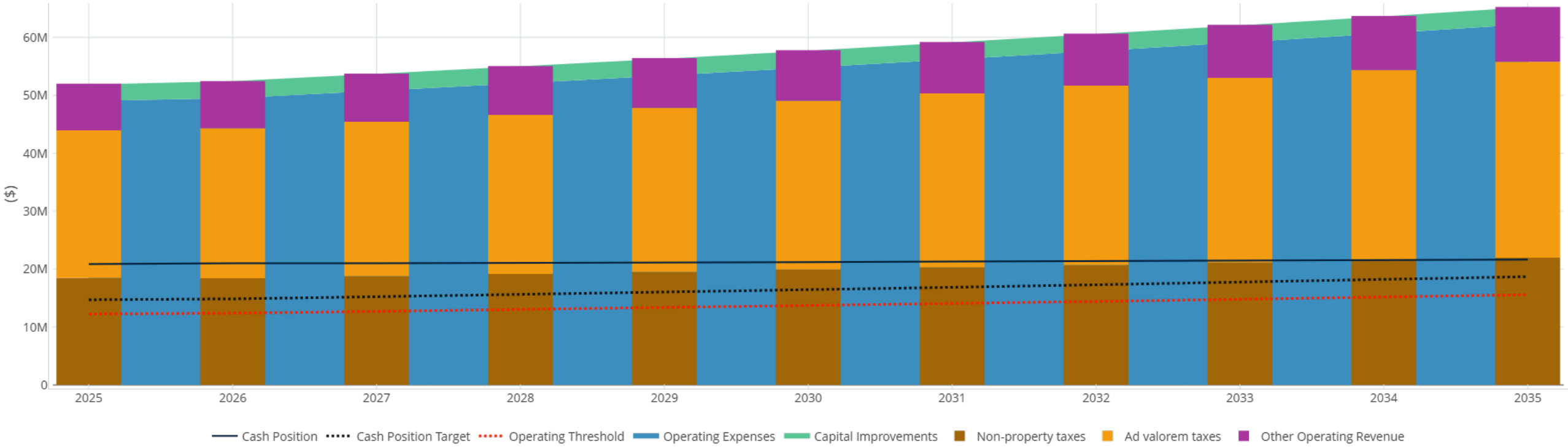

Assumptions for 2027 and beyond:

- 3% increase in property tax each year
- 2% increase in sales/mixed beverage tax each year
- 3% increase in salaries and 5% increase in health insurance each year
- 1% increase in other operating expenses each year

CAPITAL IMPROVEMENTS PROGRAM (CIP) AND ONE-TIME

Requests

DECISION PACKAGES

Capital Initiatives - Proposed

		FY 2026	FY 2027	FY 2028	FY 2029	Total Cost	Funding Source
Parks	Wayfinding Signage Master Plan Implementation	$ 789,060	$ 804,060	$ -	$ -	$ 1,593,120	Self-Funded Special Projects and Hotel Fund
Parks	Cotton Belt Trail Amenity Enhancements	$ 195,000	$ -	$ -	$ -	$ 195,000	Self-Funded Special Projects Fund
Parks	Bosque Park Improvements	$ 441,000	$ -	$ -	$ -	$ 441,000	Self-Funded Special Projects Fund
Parks	Celestial Park Entrance and Lighting Improvements	$ 268,255	$ -	$ -	$ -	$ 268,255	Self-Funded Special Projects Fund
Streets	Pedestrian Improvements - Pedestrian Toolbox Implementation	$ 150,000	$ 175,000	$ 200,000	$ 225,000	$ 750,000	Streets Self-Funded Special Projects Fund
Airport	Taxilane Uniform Storm Drainage Improvements	$ 245,455	$ 3,174,545	$ -	$ -	$ 3,420,000	Cash reserves and grant funding
Airport	Taxiway Bravo Extension - Phase II	$ 609,100	$10,147,100	$ -	$ -	$ 10,756,200	Cash reserves and grant funding
Airport	Airport Fuel Storage Improvements	$ 95,000	$ 1,614,000	$ -	$ -	$ 1,709,000	Cash reserves and Certificates of Obligation
Airport	Reconstruction of Airport Streets - Eddie Rickenbacker Dr	$ 220,000	$ 1,485,000	$ -	$ -	$ 1,705,000	Cash reserves and Certificates of Obligation
TOTAL CAPITAL INITIATIVES		**$ 3,012,870**	**$17,399,705**	**$ 200,000**	**$ 225,000**	**$ 20,837,575**	

DECISION PACKAGES

Self-Funded Special Projects Fund- Proposed

Department	Program Title	FTEs	Recurring Costs	One-Time Costs	Revenue/ Cost Offset	Net Total Cost
Development Services	Neighborhood Vitality Grant Funding	-	$ -	$ 100,000	$ -	$ 100,000
Fire	Fire Technical Rescue Gear	-	$ -	$ 75,600	$ -	$ 75,600
General Services	Phase 2 Facility Security	-	$ -	$ 150,000	$ -	$ 150,000
General Services	Pavillion Exterior Repairs/Painting	-	$ -	$ 50,000	$ -	$ 50,000
Parks	Asset Management - Site Infrastructure	-	$ -	$ 427,200	$ -	$ 427,200
Parks	Landscape Improvements	-	$ -	$ 158,743	$ -	$ 158,743
Parks	Addison Circle Park Capital Campaign - Design and Materials	-	$ -	$ 196,373	$ -	$ 196,373
Parks	Addison Circle Parks Drainage Improvements	-	$ -	$ 150,000	$ -	$ 150,000
Recreation	AAC Asset Management Needs	-	$ -	$ 105,500	$ -	$ 105,500
	TOTAL	**-**	**$ -**	**$ 1,413,416**	**$ -**	**$ 1,413,416**

DECISION PACKAGES

Streets Self-Funded Projects Fund - Proposed

Department	Program Title	FTEs	Recurring Costs	One-Time Costs	Revenue/ Cost Offset	Net Total Cost
Streets	Addison Circle District Paver Replacement	-	$ -	$ 200,000	$ -	$ 200,000
Streets	Addison Circle District Tree Well Refurbishment	-	$ -	$ 200,000	$ -	$ 200,000
Streets	Addison Circle District Paver Rehabilitation and Beautification Assessment	-	$ -	$ 300,000	$ -	$ 300,000
Streets	Residential Street Rehabilitation Program	-	$ -	$ 150,000	$ -	$ 150,000
	TOTAL	**-**	**$ -**	**$ 850,000**	**$ -**	**$ 850,000**

CAPITAL IMPROVEMENTS PROGRAM (CIP)

Summary

CAPITAL IMPROVEMENT PLAN PROJECTS

TOWN OF ADDISON
CAPITAL IMPROVEMENTS PROGRAM ALL FUNDS SUMMARY
FY2025-26

	Estimated 2024-25	Budget 2025-26	Budget 2026-27	Budget 2027-28	Budget 2028-29	Project Total
FUNDS						
General Obligation & Cert. of Obligation	$ 18,831,870	$ 4,677,457	$ 5,488,312	$ 12,679,151	$ 2,275,000	$ 43,951,790
State Infrastructure Bank Loans	2,212,836	15,987,164	19,000,000	7,400,000	-	44,600,000
Self-Funded Special Projects Fund	687,580	1,815,760	646,060	-	-	3,149,400
Streets Self-Funded Fund	2,006,613	2,007,841	6,646,145	200,000	225,000	11,085,599
General Grant Funds	-	1,963,450	7,993,289	-	-	9,956,739
Infrastructure Investment Fund	3,337,922	-	-	-	-	3,337,922
Utility Certificates of Obligation	1,513,309	2,200,000	591,700	400,000	2,987,800	7,692,809
Utility Fund Cash Reserves	45,000	1,175,000	76,000	-	166,000	1,462,000
Stormwater Certificates of Obligation	54,259	2,645,741	2,800,000	-	-	5,500,000
Airport Fund Certificates of Obligation	1,782,335	2,153,516	3,099,000	4,752,000	2,500,000	14,286,851
Airport Fund Grant Funds	11,082,752	548,190	9,132,390	108,000	1,008,000	21,879,332
Airport Fund Cash Reserves	2,149,112	871,365	4,893,255	262,000	112,000	8,287,732
Hotel Fund Cash Reserves	-	235,000	200,000	-	-	435,000
TOTAL	$ 43,703,588	$ 36,280,484	$ 60,566,151	$ 25,801,151	$ 9,273,800	$ 175,625,174

CAPITAL IMPROVEMENT PLAN PROJECTS

GENERAL GOVERNMENT CAPITAL IMPROVEMENTS PROGRAM
FY2025-26

	Actual Prior Years	Estimated 2024-25	Budget 2025-26	Budget 2026-27	Budget 2027-28	Budget 2028-29	Project Total
CAPITAL OUTLAY	$ -	$ 2,042,124	$ 2,000,000	$ -	$ 5,000,000	$ -	$ 9,042,124
PROJECTS							
Vitruvian West Streetscape and Bella Lane Extension	$ 4,273,519	$ 39,799	$ 896,741	$ -	$ -	$ -	$ 5,210,059
Quorum Drive Reconstruction	1,161,108	2,500,000	6,542,202	12,000,000	4,900,000	-	27,103,310
Pedestrian Connectivity - Cotton Belt Trail Enhancements	367,471	-	195,000	-	-	-	562,471
Midway Road Reconstruction	37,452,199	4,723,887	-	-	-	-	42,176,086
Keller Springs Reconstruction	2,665,243	4,234,757	5,000,000	5,000,000	-	-	16,900,000
Airport Parkway Reconstruction	1,012,849	150,000	-	3,400,000	4,837,151	-	9,400,000
Athletic Club Improvements	5,319,173	30,458	-	-	-	-	5,349,631
Improvements to Existing Buildings	3,584,109	1,634,392	-	-	-	-	5,218,501
Redding Trail Extension/Dog Park	-	54,535	-	-	-	-	54,535
Montfort Drive Reconstruction	522,243	590,593	4,987,164	6,000,000	2,500,000	-	14,600,000
Les Lacs Pond Improvements	1,132,187	2,777,477	-	-	-	-	3,909,664
Vitruvian Park Phase 9, Block 701	1,686,533	13,604	-	-	-	-	1,700,137
Vitruvian Park Phase 6, Blocks 301, 302 and 303	-	-	750,000	1,904,075	-	-	2,654,075
Vitruvian Park Phase 7, Blocks 204, 210, 402 and 403	-	-	-	638,312	2,617,000	1,000,000	4,255,312
Vitruvian Park Phase 8, Remaining Blocks	-	-	-	-	225,000	1,275,000	1,500,000
Beltway Drive Trail	265,837	1,931,663	-	-	-	-	2,197,500
North Texas Emergency Communications (NTECC) Facility	130,710	2,269,290	1,000,000	-	-	-	3,400,000
AAC Outdoor Pool Restrooms / Perimeter Fence Renovations	-	110,000	220,000	-	-	-	330,000
Westgrove & Quorum Bicycle Lanes and Airport Viewing Area	-	100,000	961,100	9,085,352	-	-	10,146,452
Service Center Lobby Renovations	-	250,000	-	-	-	-	250,000
Arapaho/Surveyor and Systemwide Traffic Signal Improvements	78,880	286,320	2,140,950	-	-	-	2,506,150
Pedestrian Improvements – Pedestrian Toolbox Implementation	-	-	150,000	175,000	200,000	225,000	750,000
Wayfinding Signage	-	-	789,060	804,060	-	-	1,593,120
Bosque Park Improvements	-	-	441,000	-	-	-	441,000
Celestial Park Entrance and Lighting Improvements	-	-	268,255	-	-	-	268,255
Arapaho/Addison Road and Addison Road/Lindbergh Drive Signal Improvements	-	-	110,200	767,007	-	-	877,207
TOTAL	$ 59,652,061	$ 23,738,899	$ 26,451,672	$ 39,773,806	$ 20,279,151	$ 2,500,000	$ 172,395,589

CAPITAL IMPROVEMENT PLAN PROJECTS

TOWN OF ADDISON
STORMWATER CAPITAL IMPROVEMENTS PROGRAM
FY2025-26

	Actual Prior Years	Estimated 2024-25	Budget 2025-26	Budget 2026-27	Budget 2027-28	Budget 2028-29	Project Total
PROJECTS							
Keller Springs Reconstruction	-	-	2,800,000	-	-	-	2,800,000
Les Lacs Pond Improvements	54,259	2,645,741	-	-	-	-	2,700,000
TOTAL	$ 54,259	$ 2,645,741	$ 2,800,000	$ -	$ -	$ -	$ 5,500,000

TOWN OF ADDISON
INFRASTRUCTURE INVESTMENT FUND
FY2025-26

	Actual Prior Years	Estimated 2024-25	Budget 2025-26	Budget 2026-27	Budget 2027-28	Budget 2028-29	Project Total
PROJECTS							
Traffic Signal and ADA Improvements	$ 796,731	$ 703,269	$ -	$ -	$ -	$ -	$ 1,500,000
Redding Trail Extension/Dog Park	-	634,653	-	-	-	-	634,653
Conference Center Renovations	-	2,000,000	-	-	-	-	2,000,000
TOTAL	$ 796,731	$ 3,337,922	$ -	$ -	$ -	$ -	$ 4,134,653

CAPITAL IMPROVEMENT PLAN PROJECTS

TOWN OF ADDISON
UTILITY CAPITAL IMPROVEMENTS PROGRAM
FY2025-26

	Actual Prior Years	Estimated 2024-25	Budget 2025-26	Budget 2026-27	Budget 2027-28	Budget 2028-29	Project Total
PROJECTS							
Marsh Lane/Spring Valley Road Water Main Replacement	-	-	-	-	-	567,000	567,000
Lake Forest Drive Utility Improvements	1,561,154	19,562	-	-	-	-	1,580,716
Addison Road/Westgrove Drive Water Main Replacement	-	-	-	-	-	1,033,300	1,033,300
Excel Parkway/Addison Road Water Main Upsizing	-	-	-	-	-	268,500	268,500
New Water Main Loop - Excel Parkway / Addison Road	-	-	-	-	-	495,000	495,000
Sydney Drive/Marsh Lane Water Main Upsizing	-	-	-	667,700	400,000	-	1,067,700
Excel Parkway/Addison Road Sewer Improvements	-	-	-	-	-	390,000	390,000
Addison Road/Belt Line Road and Addison Road/Edwin Lewis Drive Sewer Improvements	-	-	-	-	-	400,000	400,000
Celestial Pumpstation Pump #3 Replacement	-	450,000	-	-	-	-	450,000
Celestial Pumpstation Pump #1 Replacement	-	450,000	-	-	-	-	450,000
Surveyor Pump Station Electrical Upgrades	708,513	271,487	-	-	-	-	980,000
SCADA and Kellway Electrical Control Panel Upgrades	107,740	322,260	-	-	-	-	430,000
AMI Water Meter Modernization	-	-	3,150,000	-	-	-	3,150,000
Celestial Pump Station Bathroom Addition	-	45,000	-	-	-	-	45,000
Addison Circle Tower Driveway	-	-	225,000	-	-	-	225,000
TOTAL	$ 2,377,407	$ 1,558,309	$ 3,375,000	$ 667,700	$ 400,000	$ 3,153,800	$ 11,532,216

CAPITAL IMPROVEMENT PLAN PROJECTS

TOWN OF ADDISON
AIRPORT CAPITAL IMPROVEMENTS PROGRAM
FY2025-26

	Actual Prior Years	Estimated 2024-25	Budget 2025-26	Budget 2026-27	Budget 2027-28	Budget 2028-29	Project Total
CAPITAL OUTLAY	$ -	$ -	$ 1,500,000	$ -	$ -	$ -	$ 1,500,000
PROJECTS							
Bravo/Golf Taxiway Improvements	$ 1,770,288	$ 9,607,752	$ -	$ -	$ -	$ -	$ 11,378,040
Airport Access & Security Improvements	-	-	-	-	120,000	1,120,000	1,240,000
Runway 15/33 Redesignation & Taxiway Alpha Rejuvenation	14,750	1,560,250	-	-	-	-	1,575,000
Airport Fuel Storage Improvements	198,800	-	95,000	1,614,000	-	-	1,907,800
Jimmy Doolittle Drive Reconstruction	175,253	961,747	653,516	-	-	-	1,790,516
Eastside Airport Service Road Reconstruction	121,000	2,656,000	-	-	-	-	2,777,000
Airport Regulated Garbage Utility Building	-	25,000	250,000	-	-	-	275,000
West Perimeter Fencing Improvements	11,550	53,450	-	-	-	-	65,000
4533 Glenn Curtiss (U2) Roof Replacement	-	150,000	-	-	-	-	150,000
Taxilane Uniform Storm Drainage Improvements	-	-	245,455	3,174,545	-	-	3,420,000
Taxiway Bravo Extension – Phase II	-	-	609,100	10,147,100	-	-	10,756,200
Reconstruction of Eddie Rickenbacker Drive	-	-	220,000	1,485,000	-	-	1,705,000
Reconstruction of Claire Chennault Drive	-	-	-	704,000	4,752,000	-	5,456,000
Reconstruction of Glenn Curtiss Drive	-	-	-	-	250,000	2,500,000	2,750,000
TOTAL	$ 2,291,641	$ 15,014,199	$ 3,573,071	$ 17,124,645	$ 5,122,000	$ 3,620,000	$ 46,745,556

POTENTIAL FUTURE PROJECTS
2026 Bond Election

- New Police and Courts Building
  - To be based on Bond Committee recommendations
  - Estimated Cost of approximately $50 million
  - Tax Rate Impact of approximately 4.5 cents over current planned tax rate

FYE	Projected Total Calculated Tax Rate[2]	Projected Total Calculated Tax Rate[2]
2025	0.1700	0.1700
2026	0.1748	0.1748
2027	0.1873	0.1873
2028	0.2178	0.1890
2029	0.2345	0.1785
	With Police Station	Current Projection

TOWN OF ADDISON

FY 2025-26 Budget

- For more information visit the Town of Addison Budget webpage.
  - https://www.addisontx.gov/Government/Budget

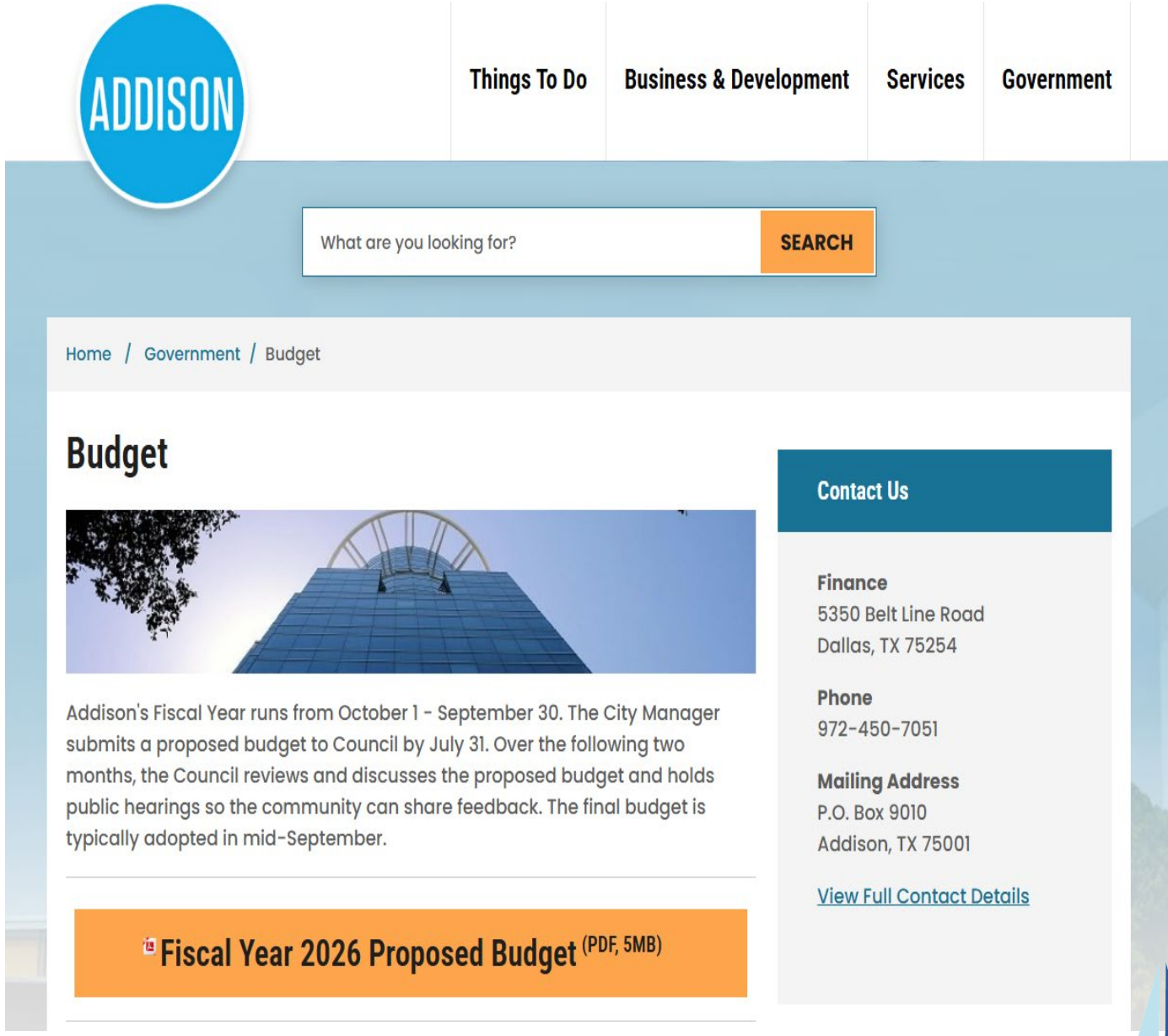

NEXT STEPS

- **August**
  - Follow-up on outstanding items from Budget Workshop
- **September 2, 2025**
  - Budget and Tax Rate Public Hearings
- **September 9, 2025**
  - City Approves Budget, Tax Rates, and Capital Improvement Plan



QUESTIONS