



**TOWN OF ADDISON**  
 Investment Portfolio  
 September 30, 2024


**COMPLIANCE**

This report was prepared in accordance with Chapter 2256 of the Public Funds Investment Act ("PFIA"). Section 2256.03(a) of the PFIA states that "Not less than quarterly, the investment officer shall prepare and submit to the governing body of the entity a written report of the investment transactions for all funds covered by this chapter for the preceding reporting period." This report, which covers the quarter ended September 30, 2024, is signed by the Town's investment officers and includes the disclosures required in the PFIA.

**Performance Benchmark**

US Treasury | 6 Months 4.55%

Asset Category	Face Amount/Shares	Market Value	Book Value	% of Portfolio	YTM @ Cost	Days To Maturity
Certificate of Deposit 50%	5,145,000.00	5,121,568.08	5,145,000.00	4.07	4.53	871
Commercial Paper 30%	1,400,000.00	1,375,260.60	1,372,260.04	1.09	5.42	137
LGIP   State 70%	41,385,796.22	41,385,796.22	41,385,796.22	32.74	5.04	1
Municipal Bonds 50%	46,510,692.88	45,679,250.25	46,032,556.65	36.42	2.79	662
US Agency   Treasury 70%	32,500,000.00	31,831,499.05	32,455,280.28	25.68	2.18	736
<b>Total / Average</b>	<b>126,941,489.10</b>	<b>125,393,374.20</b>	<b>126,390,893.19</b>	<b>100.00</b>	<b>3.47</b>	<b>467</b>

  
 \_\_\_\_\_  
 Steven Glickman, Chief Finance Officer

10-22-24  
 Date

  
 \_\_\_\_\_  
 Amanda Turner, Assistant Director of Finance

10-22-24  
 Date

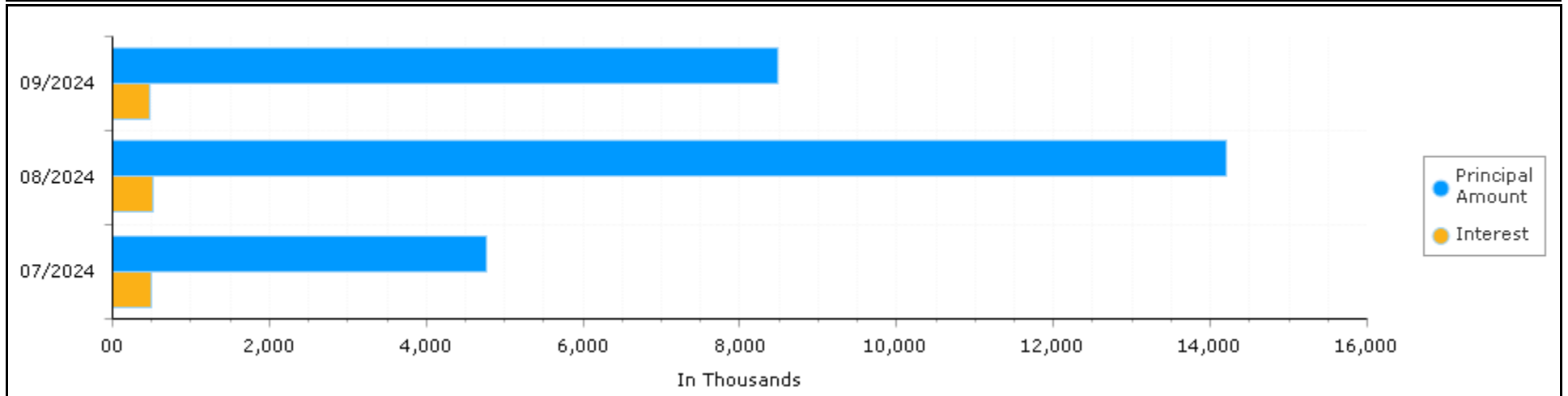


## Town of Addison | TX Portfolio Summary by Month All Portfolios

Begin Date: 7/31/2024, End Date: 9/30/2024

Month	Market Value	Book Value	Unrealized Gain/Loss	YTM @ Cost	YTM @ Market	Duration	Days To Maturity
7/31/2024	129,385,876.02	131,432,481.92	-2,046,605.90	3.65	5.09	1.49	576
8/31/2024	124,718,526.94	126,221,999.25	-1,503,472.31	3.56	4.83	1.41	545
9/30/2024	125,393,374.20	126,390,893.19	-997,518.99	3.49	4.53	1.23	472
<b>Total / Average</b>	<b>126,499,259.05</b>	<b>128,015,124.79</b>	<b>-1,515,865.73</b>	<b>3.57</b>	<b>4.82</b>	<b>1.38</b>	<b>531</b>

### Actual Cash Flow





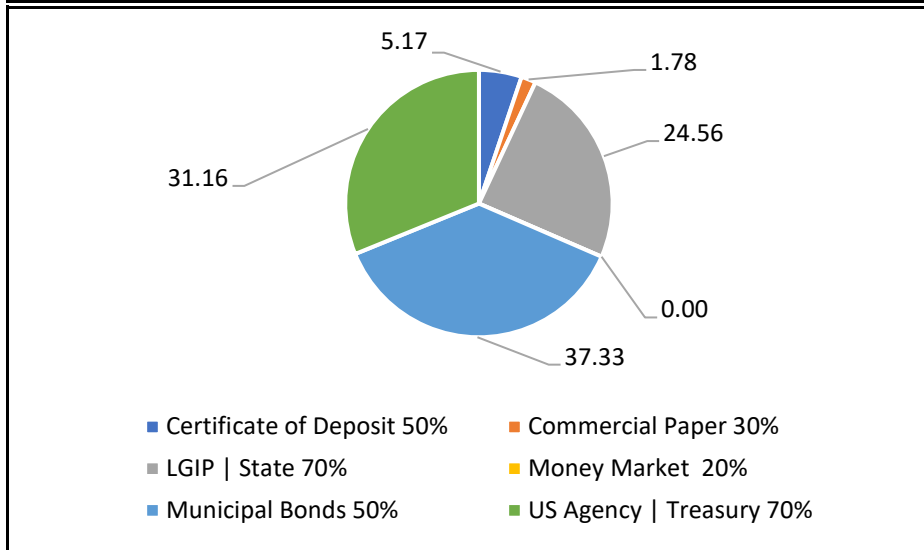
## Town of Addison | TX Distribution by Asset Category - Market Value All Portfolios

Begin Date: 6/30/2024, End Date: 9/30/2024

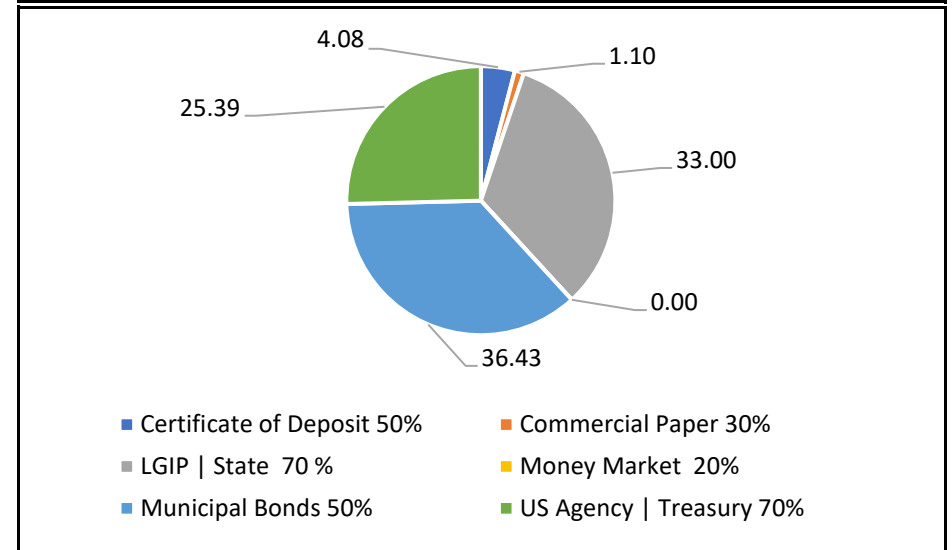
### Asset Category Allocation

Asset Category	Market Value 6/30/2024	% of Portfolio 6/30/2024	Market Value 9/30/2024	% of Portfolio 9/30/2024
Certificate of Deposit 50%	6,794,101.70	5.17	5,121,568.08	4.08
Commercial Paper 30%	2,350,064.60	1.78	1,375,260.60	1.10
LGIP   State 70%	32,342,929.26	24.56	41,385,796.22	33.00
Money Market 20%	0.00	0.00	0.00	0.00
Municipal Bonds 50%	49,159,584.44	37.33	45,679,250.25	36.43
US Agency   Treasury 70%	41,038,174.67	31.16	31,831,499.05	25.39
<b>Total / Average</b>	<b>131,684,854.67</b>	<b>100.00</b>	<b>125,393,374.20</b>	<b>100.00</b>

#### Portfolio Holdings as of 6/30/2024



#### Portfolio Holdings as of 9/30/2024



Asset Category | Investment Policy Compliance  
Compliance | Yes

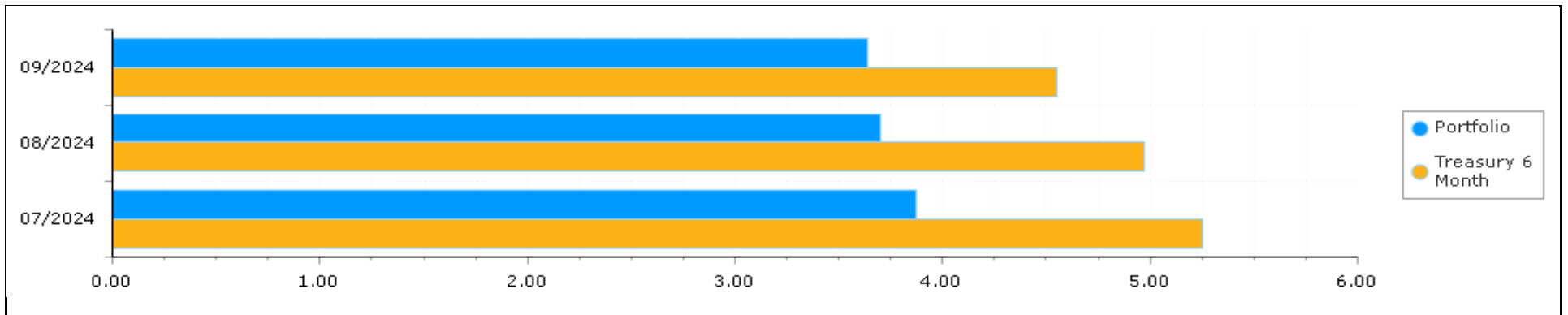


## Town of Addison | TX Total Rate of Return - Book Value by Month All Portfolios

Begin Date: 7/31/2024, End Date: 9/30/2024

Month	1 Purchased Interest	2 Sell Accrued Interest	3 Interest Dividends	4 Amortization Discount	5 Amortization Premium	6 Difference in Accrued Int	Interest Earned During the Period-BV	Annualized TRR-BV	Treasury 6 Month
7/31/2024	0.00	0.00	486,398.35	30,257.87	-45,051.51	-53,340.40	418,264.31	3.87	5.25
8/31/2024	-7,070.58	66,237.25	523,577.00	34,226.66	-44,963.84	-176,965.10	395,041.39	3.70	4.97
9/30/2024	0.00	37,280.28	480,384.91	33,301.06	-40,800.15	-143,170.40	366,995.70	3.64	4.55
Total / Average	-7,070.58	103,517.53	1,490,360.26	97,785.59	-130,815.50	-373,475.90	1,180,301.40	3.73	4.92

### Annualized TRR-BV



Interest Earned During the Period - Book Value | Represents the cumulative total for all revenue 1 - 6.



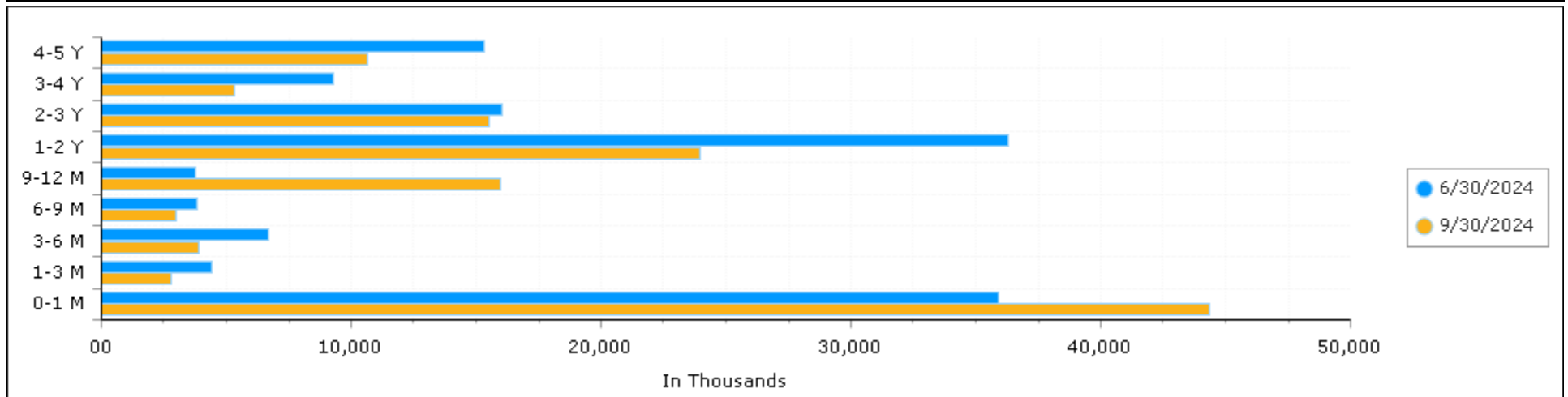
## Town of Addison | TX Distribution by Maturity Range - Market Value All Portfolios

Begin Date: 6/30/2024, End Date: 9/30/2024

### Maturity Range Allocation

Maturity Range	Market Value 6/30/2024	% of Portfolio 6/30/2024	Market Value 9/30/2024	% of Portfolio 9/30/2024
0-1 Month	35,929,159.54	27.28	44,327,826.09	35.35
1-3 Months	4,442,274.11	3.37	2,801,420.12	2.23
3-6 Months	6,698,643.81	5.09	3,877,149.00	3.09
6-9 Months	3,827,522.71	2.91	2,979,261.09	2.38
9-12 Months	3,780,814.28	2.87	15,951,472.37	12.72
1-2 Years	36,307,983.30	27.57	23,971,636.80	19.12
2-3 Years	16,059,140.78	12.20	15,540,286.32	12.39
3-4 Years	9,292,188.00	7.06	5,293,781.89	4.22
4-5 Years	15,347,128.14	11.65	10,650,540.52	8.49
<b>Total / Average</b>	<b>131,684,854.67</b>	<b>100.00</b>	<b>125,393,374.20</b>	<b>100.00</b>

### Portfolio Holdings





**Town of Addison | TX**  
**Portfolio Holdings by Asset Class**  
**All Portfolios**

Date: 9/30/2024

Description	Face Amount / Shares	Settlement Date	Cost Value	Market Price	Market Value	% Portfolio	Credit Rating	Days To Call/Maturity
CUSIP		YTM @ Cost	Book Value	YTM @ Market	Accrued Interest	Unre. Gain/Loss	Credit Rating	Duration To Maturity
<b>Agency   Bullet</b>								
FFCB Step 7/20/2026		7/20/2021	1,500,000.00	96.18	1,442,705.16	1.19%	Moodys-Aaa	658
3130AN5K2	1,500,000.00	1.25	1,500,000.00	3.71	4,375.00	-57,294.84	S&P-AA+	1.78
			<b>1,500,000.00</b>		<b>1,442,705.16</b>	<b>1.19%</b>		<b>658</b>
<b>Sub Total Agency   Bullet</b>	<b>1,500,000.00</b>	<b>1.25</b>	<b>1,500,000.00</b>	<b>3.71</b>	<b>4,375.00</b>	<b>-57,294.84</b>		<b>1.78</b>
<b>Agency   Callable</b>								
FAMC 5.78 4/23/2029-25		4/23/2024	1,000,000.00	100.79	1,007,919.58	0.79%	Moodys-Aaa	205
31424WHJ4	1,000,000.00	5.78	1,000,000.00	5.58	25,207.22	7,919.58	S&P-AA+	3.98
FFCB 0.48 2/10/2025-21		9/22/2021	999,000.00	98.46	984,622.51	0.79%	Moodys-Aaa	133
3133EMZ70	1,000,000.00	0.51	999,893.20	4.81	666.67	-15,270.69	S&P-AA+	0.36
FFCB 0.61 5/23/2025-21		9/22/2021	999,900.00	97.68	976,781.85	0.79%	Moodys-Aaa	235
3133EM3E0	1,000,000.00	0.61	999,982.51	4.29	2,151.94	-23,200.66	S&P-AA+	0.65
FFCB 0.94 4/28/2026-22		4/28/2021	1,000,000.00	95.68	956,773.19	0.79%	Moodys-Aaa	575
3133EMXQ0	1,000,000.00	0.94	1,000,000.00	3.79	3,968.89	-43,226.81	S&P-AA+	1.56
FHLB 0.52 10/7/2024-22		10/7/2021	1,000,000.00	99.93	999,310.57	0.79%	Moodys-Aaa	7
3130APAF2	1,000,000.00	0.52	1,000,000.00	4.06	2,498.89	-689.43	S&P-AA+	0.02
FHLB 0.65 12/9/2024-21		6/9/2021	1,500,000.00	99.23	1,488,514.89	1.19%	Moodys-Aaa	9
3130AMJX1	1,500,000.00	0.65	1,500,000.00	4.67	3,006.25	-11,485.11	S&P-AA+	0.19
FHLB 0.75 12/30/2025-22		9/30/2021	1,000,000.00	96.08	960,794.14	0.79%	Moodys-Aaa	92
3130AP2G9	1,000,000.00	0.75	1,000,000.00	4.00	0.00	-39,205.86	S&P-AA+	1.25
FHLB 1 9/30/2026-22		9/30/2021	1,000,000.00	94.58	945,829.86	0.79%	Moodys-Aaa	91
3130AP6D2	1,000,000.00	1.00	1,000,000.00	3.84	0.00	-54,170.14	S&P-AA+	1.98
FHLB 1.6 1/19/2027-22		1/19/2022	1,000,000.00	95.24	952,352.65	0.79%	Moodys-Aaa	19
3130AQJ87	1,000,000.00	1.60	1,000,000.00	3.78	3,155.56	-47,647.35	S&P-AA+	2.26
FHLB 4.1 6/30/2027-23		6/30/2022	1,000,000.00	99.59	995,910.48	0.79%	Moodys-Aaa	91
3130ASG52	1,000,000.00	4.10	1,000,000.00	4.26	10,250.00	-4,089.52	S&P-AA+	2.6



**Town of Addison | TX**  
**Portfolio Holdings by Asset Class**  
**All Portfolios**

Date: 9/30/2024

Description	Face Amount / Shares	Settlement Date	Cost Value	Market Price	Market Value	% Portfolio	Credit Rating	Days To Call/Maturity
CUSIP		YTM @ Cost	Book Value	YTM @ Market	Accrued Interest	Unre. Gain/Loss	Credit Rating	Duration To Maturity
FHLB 5.375 8/22/2029-24		8/22/2024	1,500,000.00	100.03	1,500,494.39	1.19%	S&P-AA+	53
3130B2FL4	1,500,000.00	5.38	1,500,000.00	5.37	8,510.42	494.39	Moodys-Aaa	4.34
FHLB 5.5 1/23/2029-24		1/23/2024	1,500,000.00	99.99	1,499,790.83	1.19%	Moodys-Aaa	23
3130AYLW4	1,500,000.00	5.50	1,500,000.00	5.50	15,354.17	-209.17	S&P-AA+	3.86
FHLB Step 2/18/2027-22		2/18/2022	1,000,000.00	97.52	975,229.58	0.79%	Moodys-Aaa	871
3130AQPR8	1,000,000.00	2.06	1,000,000.00	3.69	3,033.33	-24,770.42	S&P-AA+	2.32
FHLB Step 3/29/2027-22		3/29/2022	1,000,000.00	98.76	987,619.20	0.79%	Moodys-Aaa	90
3130ARCD1	1,000,000.00	3.25	1,000,000.00	4.71	83.33	-12,380.80	S&P-AA+	2.41
FHLB Step 4/14/2027-23		4/14/2022	1,000,000.00	100.01	1,000,096.56	0.79%	Moodys-Aaa	196
3130ARGS4	1,000,000.00	3.92	1,000,000.00	5.15	18,444.44	96.56	S&P-AAA	2.38
FHLB Step 5/12/2026-21		5/12/2021	1,500,000.00	97.00	1,455,007.71	1.19%	Moodys-Aaa	43
3130AMDE9	1,500,000.00	1.19	1,500,000.00	3.86	5,750.00	-44,992.29	S&P-AA+	1.59
FHLB Step 6/10/2026-21		6/10/2021	1,500,000.00	96.41	1,446,196.91	1.19%	Moodys-Aaa	618
3130AMMW9	1,500,000.00	1.19	1,500,000.00	3.70	6,875.00	-53,803.09	S&P-AA+	1.68
FHLB Step 6/9/2026-23		6/9/2021	1,000,000.00	96.42	964,189.60	0.79%	Moodys-Aaa	617
3130AMMJ8	1,000,000.00	1.05	1,000,000.00	3.70	4,625.00	-35,810.40	S&P-AA+	1.67
FHLMC 0.57 9/24/2025-21		9/24/2020	2,000,000.00	96.69	1,933,728.38	1.58%	Moodys-Aaa	85
3134GWUG9	2,000,000.00	0.57	2,000,000.00	4.04	190.00	-66,271.62	S&P-AA+	0.98
FHLMC Step 2/16/2029-24		2/16/2024	1,000,000.00	99.84	998,409.37	0.79%	Moodys-Aaa	47
3134H1TE3	1,000,000.00	4.71	1,000,000.00	4.50	6,722.22	-1,590.63	S&P-AA+	3.98
FHLMC Step 4/28/2025-22		4/28/2022	1,000,000.00	99.91	999,099.24	0.79%	Moodys-Aaa	28
3134GXQR8	1,000,000.00	3.44	1,000,000.00	5.02	16,888.89	-900.76	S&P-AA+	0.57
FNMA 0.56 8/21/2025-23		8/21/2020	1,500,000.00	96.77	1,451,565.27	1.19%	Moodys-Aaa	52
3136G4N74	1,500,000.00	0.56	1,500,000.00	4.29	910.00	-48,434.73	S&P-AA+	0.89



## Town of Addison | TX Portfolio Holdings by Asset Class All Portfolios

Date: 9/30/2024

Description	Face Amount / Shares	Settlement Date	Cost Value	Market Price	Market Value	% Portfolio	Credit Rating	Days To Call/Maturity
CUSIP		YTM @ Cost	Book Value	YTM @ Market	Accrued Interest	Unre. Gain/Loss	Credit Rating	Duration To Maturity
FNMA 0.625 8/27/2025-21		8/27/2020	1,500,000.00	96.76	1,451,417.19	1.19%	Moodys-Aaa	58
3136G4V59	1,500,000.00	0.63	1,500,000.00	4.30	859.38	-48,582.81	S&P-AA+	0.91
FNMA 0.71 7/22/2025-21		7/22/2020	1,499,925.00	97.17	1,457,492.13	1.19%	Moodys-Aaa	22
3136G4A45	1,500,000.00	0.71	1,499,987.92	4.30	2,011.67	-42,495.79	S&P-AA+	0.81
<b>Sub Total Agency   Callable</b>	<b>29,000,000.00</b>	<b>2.04</b>	<b>28,998,825.00</b>	<b>4.39</b>	<b>28,389,146.08</b>	<b>22.95%</b>		<b>165</b>
			<b>28,999,863.63</b>		<b>141,163.27</b>	<b>-610,717.55</b>		<b>1.77</b>
<b>Agency   MBS</b>								
FHLMC MBS 4.25 12/1/2028		4/11/2024	970,468.75	99.16	991,606.47	0.77%	Moodys-Aaa	823
3132XGYV2	1,000,000.00	5.00	973,465.43	4.50	3,423.61	18,141.04	S&P-AA+	3.8
FHLMC MBS 4.6 1/1/2029		4/15/2024	980,000.00	100.80	1,008,041.34	0.78%	Moodys-Aaa	854
3132XGZZ2	1,000,000.00	5.12	981,951.22	4.42	3,705.56	26,090.12	S&P-AA+	3.84
<b>Sub Total Agency   MBS</b>	<b>2,000,000.00</b>	<b>5.06</b>	<b>1,950,468.75</b>	<b>4.46</b>	<b>1,999,647.81</b>	<b>1.55%</b>		<b>839</b>
			<b>1,955,416.65</b>		<b>7,129.17</b>	<b>44,231.16</b>		<b>3.82</b>
<b>CD   Negotiable</b>								
Affinity Federal CU 5.8 11/15/2024		11/15/2023	245,000.00	100.11	245,266.68	0.19%	NCUA Insured	46
00832KBU2	245,000.00	5.80	245,000.00	4.93	1,129.01	266.68	NCUA Insured	0.12
Arsenal CU MO 5.1 1/21/2025-24		1/20/2023	245,000.00	100.02	245,057.41	0.19%	NCUA Insured	20
04288LAA6	245,000.00	5.10	245,000.00	5.02	342.33	57.41	NCUA Insured	0.31
Baxter CU 5.15 1/24/2028-25		1/22/2024	245,000.00	100.44	246,081.30	0.19%	NCUA Insured	114
07181JBD5	245,000.00	5.15	245,000.00	5.01	276.55	1,081.30	NCUA Insured	3.05
Blupeak CU 5.75 11/20/2024		11/21/2023	245,000.00	100.11	245,279.30	0.19%	NCUA Insured	51
09644EAR3	245,000.00	5.75	245,000.00	4.92	347.36	279.30	NCUA Insured	0.14
Clearpath Federal CU 5.4 7/30/2029-25		7/30/2024	245,000.00	100.95	247,329.01	0.19%	NCUA Insured	303
18507MAD3	245,000.00	5.40	245,000.00	5.18	1,051.15	2,329.01	NCUA Insured	4.25
Cross River Bank 5.5 11/30/2028-24		11/30/2023	245,000.00	100.32	245,785.81	0.19%	FDIC Insured	61
227563EQ2	245,000.00	5.50	245,000.00	5.41	0.00	785.81	FDIC Insured	3.73





## Town of Addison | TX Portfolio Holdings by Asset Class All Portfolios

Date: 9/30/2024

Description	Face Amount / Shares	Settlement Date	Cost Value	Market Price	Market Value	% Portfolio	Credit Rating	Days To Call/Maturity
CUSIP		YTM @ Cost	Book Value	YTM @ Market	Accrued Interest	Unre. Gain/Loss	Credit Rating	Duration To Maturity
Dannemora Federal CU 5.45 12/28/2028-24		12/28/2023	245,000.00	100.33	245,806.17	0.19%	NCUA Insured	28
236334AD0	245,000.00	5.45	245,000.00	5.36	73.16	806.17	NCUA Insured	3.8
GHS Federal CU 5.6 8/17/2028-25		8/17/2023	245,000.00	100.76	246,867.92	0.19%	NCUA Insured	140
36266LAB2	245,000.00	5.60	245,000.00	5.38	488.66	1,867.92	NCUA Insured	3.49
Goldman Sachs Bank 1.05 9/8/2026		9/8/2021	245,000.00	94.88	232,454.89	0.19%	FDIC Insured	708
38149MZJ5	245,000.00	1.05	245,000.00	3.81	155.05	-12,545.11	FDIC Insured	1.92
Kemba Fin CU 5.4 5/14/2029-24		5/14/2024	245,000.00	100.22	245,532.96	0.19%	NCUA Insured	45
48836LBH4	245,000.00	5.40	245,000.00	5.35	579.95	532.96	NCUA Insured	4.09
Noble FCU 5.25 2/15/2029-24		2/15/2024	245,000.00	100.01	245,030.48	0.19%	NCUA Insured	15
65504UAA5	245,000.00	5.25	245,000.00	5.25	528.60	30.48	NCUA Insured	3.91
Pentagon Federal CU 1.25 1/31/2025		1/31/2022	245,000.00	98.88	242,254.31	0.19%	NCUA Insured	123
70962LBA9	245,000.00	1.25	245,000.00	4.65	0.00	-2,745.69	NCUA Insured	0.33
Rogue Univesrity CU OR 5.1 1/20/2028-23		1/20/2023	245,000.00	100.08	245,186.55	0.19%	NCUA Insured	20
77535MAM5	245,000.00	5.10	245,000.00	5.08	342.33	186.55	NCUA Insured	3.04
Sallie Mae Bank UT 1.1 8/11/2026		8/12/2021	245,000.00	95.12	233,034.09	0.19%	FDIC Insured	680
795451AK9	245,000.00	1.10	245,000.00	3.84	369.18	-11,965.91	FDIC Insured	1.85
State Bank of India NY 1.15 9/28/2026		9/28/2021	245,000.00	94.94	232,614.06	0.19%	FDIC Insured	728
856285XL0	245,000.00	1.15	245,000.00	3.81	15.44	-12,385.94	FDIC Insured	1.98
Technology CU CA 5 1/21/2025		1/19/2023	245,000.00	100.11	245,279.33	0.19%	NCUA Insured	113
87868YAG8	245,000.00	5.00	245,000.00	4.63	369.18	279.33	NCUA Insured	0.31
Truliant Federal CU 5.15 3/23/2026		3/22/2023	245,000.00	101.80	249,409.49	0.19%	NCUA Insured	539
89789AAH0	245,000.00	5.15	245,000.00	3.90	276.55	4,409.49	FDIC Insured	1.43
United Heritage CU TX 5.15 3/21/2025		3/21/2023	245,000.00	100.31	245,764.19	0.19%	NCUA Insured	172
91334AAL7	245,000.00	5.15	245,000.00	4.49	0.00	764.19	NCUA Insured	0.47



## Town of Addison | TX Portfolio Holdings by Asset Class All Portfolios

Date: 9/30/2024

Description	Face Amount / Shares	Settlement Date	Cost Value	Market Price	Market Value	% Portfolio	Credit Rating	Days To Call/Maturity
CUSIP		YTM @ Cost	Book Value	YTM @ Market	Accrued Interest	Unre. Gain/Loss	Credit Rating	Duration To Maturity
Valley Strong CU CA 5.1 7/18/2025-23		1/18/2023	245,000.00	100.05	245,111.50	0.19%	NCUA Insured	18
920133AL9	245,000.00	5.10	245,000.00	5.04	410.79	111.50	NCUA Insured	0.78
VYStar CU FL 5.2 3/10/2028-25		3/10/2023	245,000.00	100.67	246,636.82	0.19%	NCUA Insured	161
92891CDA7	245,000.00	5.20	245,000.00	4.99	1,012.22	1,636.82	NCUA Insured	3.15
Washington Federal 5.5 11/30/2028-24		11/30/2023	245,000.00	100.32	245,785.81	0.19%	FDIC Insured	61
938828CY4	245,000.00	5.50	245,000.00	5.41	0.00	785.81	FDIC Insured	3.73
			<b>5,145,000.00</b>		<b>5,121,568.08</b>	<b>3.99%</b>		<b>197</b>
<b>Sub Total CD   Negotiable</b>	<b>5,145,000.00</b>	<b>4.53</b>	<b>5,145,000.00</b>	<b>4.83</b>	<b>7,767.51</b>	<b>-23,431.92</b>		<b>2.18</b>
<b>Commercial Paper</b>								
Toyota Credit PR 0 2/14/2025		5/20/2024	1,345,330.00	98.23	1,375,260.60	1.09%	Moodys-P1	137
8923A0PE7	1,400,000.00	5.42	1,372,260.04	4.73	0.00	3,000.56	S&P-A1+	0.37
			<b>1,345,330.00</b>		<b>1,375,260.60</b>	<b>1.09%</b>		<b>137</b>
<b>Sub Total Commercial Paper</b>	<b>1,400,000.00</b>	<b>5.42</b>	<b>1,372,260.04</b>	<b>4.73</b>	<b>0.00</b>	<b>3,000.56</b>		<b>0.37</b>
<b>LGIP</b>								
LOGIC   Operating LGIP		3/31/2023	35,334,884.66	100.00	35,334,884.66	27.96%	NR	1
LOGIC5010	35,334,884.66	5.04	35,334,884.66	5.04		0.00	NR	0
Texas CLASS LGIP		3/31/2023	3,831,356.02	100.00	3,831,356.02	3.03%	NR	1
TEXASCLASS0001	3,831,356.02	5.06	3,831,356.02	5.06		0.00	NR	0
TexPool   General LGIP		3/31/2023	1,111,376.35	100.00	1,111,376.35	0.88%	NR	1
TEXPOOL0003	1,111,376.35	4.98	1,111,376.35	4.98		0.00	NR	0
TexSTAR   Operating LGIP		3/31/2023	1,108,179.19	100.00	1,108,179.19	0.88%	NR	1
TEXSTAR1110	1,108,179.19	4.93	1,108,179.19	4.93		0.00	NR	0
			<b>41,385,796.22</b>		<b>41,385,796.22</b>	<b>32.75%</b>		<b>1</b>
<b>Sub Total LGIP</b>	<b>41,385,796.22</b>	<b>5.04</b>	<b>41,385,796.22</b>	<b>5.04</b>		<b>0.00</b>		<b>0</b>
<b>Municipal Bonds</b>								
Barbers Hill ISD TX 4 2/15/2026		4/29/2021	572,565.00	100.06	500,285.00	0.41%	Moodys-Aaa	503
067167YR1	500,000.00	0.90	520,792.03	3.95	2,500.00	-20,507.03	S&P-AAA	1.35



## Town of Addison | TX Portfolio Holdings by Asset Class All Portfolios

Date: 9/30/2024

Description	Face Amount / Shares	Settlement Date	Cost Value	Market Price	Market Value	% Portfolio	Credit Rating	Days To Call/Maturity
CUSIP		YTM @ Cost	Book Value	YTM @ Market	Accrued Interest	Unre. Gain/Loss	Credit Rating	Duration To Maturity
Bi-State Development Agency MA 1.344 10/1/2025		4/20/2021	1,548,424.00	97.33	1,484,343.50	1.21%	Moody's-Aa2	366
088632CT9	1,525,000.00	0.99	1,530,264.63	4.08	10,191.07	-45,921.13	S&P-AA	0.99
California St Public 4.859 4/1/2028		4/11/2024	1,503,135.00	102.59	1,538,835.00	1.19%	Moody's-Aa3	1279
13068XLK3	1,500,000.00	4.80	1,502,763.38	4.06	34,215.46	36,071.62	S&P-A+	3.2
City of Cedar Park TX 2.95 8/15/2025		10/23/2020	2,619,033.60	99.11	2,338,996.00	1.9%	NR	319
150461M57	2,360,000.00	0.63	2,406,909.27	3.99	8,702.50	-67,913.27	S&P-AA	0.87
City of Dallas 0 2/15/2028		3/25/2024	170,273.00	86.88	178,108.10	0.14%	Moody's-A1	1233
235218L85	205,000.00	4.83	174,888.61	4.21	0.00	3,219.49	S&P-AA-	3.38
City of Dallas 1.497 10/1/2027		3/25/2024	224,470.00	93.80	234,500.00	0.18%	S&P-AAA	1096
23542JQR9	250,000.00	4.68	228,225.00	3.70	1,860.85	6,275.00	Fitch-AA	2.92
Cleveland Public PWR 2.346 11/15/2028		5/30/2024	1,185,296.00	94.05	1,250,878.30	0.95%	Moody's-A1	1507
186398MK6	1,330,000.00	5.11	1,196,215.38	3.92	11,700.68	54,662.92	S&P-AA	3.91
Connecticut Green Bank CT 0.85 11/15/2024		5/11/2021	275,000.00	99.58	273,853.25	0.22%	NR	46
207580AQ4	275,000.00	0.85	275,000.00	4.19	876.56	-1,146.75	S&P-AA-	0.13
Connecticut Green Bank CT 1.2 11/15/2025		5/11/2021	200,000.00	96.74	193,470.00	0.16%	NR	411
207580AR2	200,000.00	1.20	200,000.00	4.20	900.00	-6,530.00	S&P-AA-	1.12
Connecticut State GO CT 2.098 7/1/2025-24		4/22/2021	247,346.90	98.33	231,075.50	0.19%	Moody's-Aa3	274
20772KJX8	235,000.00	0.82	237,203.07	4.37	1,218.88	-6,127.57	S&P-AA-	0.75
Connecticut State Housing CT 2.097 11/15/2024		5/19/2021	314,586.00	99.71	299,121.00	0.24%	Moody's-Aaa	46
20775C6C3	300,000.00	0.68	300,514.80	4.42	2,359.12	-1,393.80	S&P-AAA	0.13
Dallas ISD TX 4 8/15/2025		4/22/2021	3,134,945.00	100.02	2,750,412.50	2.24%	Moody's-Aaa	319
235308D75	2,750,000.00	0.70	2,827,722.23	3.98	13,750.00	-77,309.73	S&P-AAA	0.87
Dallas Water-Sewer TX 1.007 10/1/2025		4/19/2021	1,366,929.00	97.04	1,310,094.00	1.07%	NR	366
23542JQP3	1,350,000.00	0.72	1,353,802.51	4.04	6,759.49	-43,708.51	S&P-AAA	1



**Town of Addison | TX**  
**Portfolio Holdings by Asset Class**  
**All Portfolios**

Date: 9/30/2024

Description	Face Amount / Shares	Settlement Date	Cost Value	Market Price	Market Value	% Portfolio	Credit Rating	Days To Call/Maturity
CUSIP		YTM @ Cost	Book Value	YTM @ Market	Accrued Interest	Unre. Gain/Loss	Credit Rating	Duration To Maturity
Florida SBA 1.705 7/1/2027-27		1/16/2024	908,270.00	93.98	939,820.00	0.73%	Moody's-Aa3	1003
341271AE4-2	1,000,000.00	4.60	927,023.04	4.04	4,215.14	12,796.96	S&P-AA	2.69
Florida SBA FL 1.705 7/1/2027-27		10/4/2023	871,190.00	93.98	939,820.00	0.72%	Moody's-Aa3	1003
341271AE4	1,000,000.00	5.57	905,325.59	4.04	4,215.14	34,494.41	S&P-AA	2.69
Foothill-De Anza CC CA 0.906 8/1/2025-25		4/21/2021	705,677.00	97.44	682,066.00	0.55%	Moody's-Aaa	274
345102PG6	700,000.00	0.71	701,104.87	4.05	1,039.38	-19,038.87	S&P-AAA	0.83
Frisco Economical Development TX 1.9 2/15/2028		4/20/2023	446,230.00	94.15	470,725.00	0.37%	Moody's-Aa2	1233
358782CW8	500,000.00	4.40	462,373.21	3.76	1,187.50	8,351.79	S&P-AA	3.27
Garfield Heights SD OH 3.1 12/15/2024-23		7/22/2021	262,500.00	99.75	249,385.00	0.2%	Moody's-Aa2	76
365820HB8	250,000.00	1.58	250,755.44	4.25	2,260.42	-1,370.44	NR	0.21
Hawaii State 5.33 2/1/2026-25		4/23/2021	1,805,790.00	101.89	1,528,410.00	1.25%	Moody's-Aa2	123
419791YT9	1,500,000.00	0.95	1,585,565.09	3.86	13,102.92	-57,155.09	S&P-AA+	1.3
Jackson Energy TN 3.4 4/1/2026-23		9/29/2021	2,014,570.25	99.26	1,910,735.75	1.55%	NR	1
46873TAD5	1,925,000.00	2.31	1,954,802.27	3.91	32,543.19	-44,066.52	S&P-AA	1.45
Jefferson County MO 0.95 3/1/2025		5/6/2021	280,000.00	98.70	276,346.00	0.22%	NR	152
473142QX8	280,000.00	0.95	280,000.00	4.11	214.28	-3,654.00	S&P-A+	0.42
Jefferson County MO 1.2 3/1/2026		5/6/2021	300,000.00	96.19	288,555.00	0.24%	NR	517
473142QY6	300,000.00	1.20	300,000.00	3.99	290.00	-11,445.00	S&P-AA+	1.41
Kansas City MO 1.475 4/1/2026		4/21/2021	1,019,450.00	96.10	961,030.00	0.8%	Moody's-A1	548
485106UX4	1,000,000.00	1.07	1,005,894.27	4.18	7,334.03	-44,864.27	S&P-AA-	1.48
Maine Health & Higher Education 1.304 7/1/2026		7/8/2021	202,458.00	95.45	190,898.00	0.16%	Moody's-A1	609
56042RJ52	200,000.00	1.05	200,862.60	4.02	644.76	-9,964.60	S&P-AA	1.73
Maryland State 2.198 3/1/2025-25		5/19/2021	278,939.00	99.08	262,564.65	0.21%	Moody's-Aa1	124
57419TDX6	265,000.00	0.78	266,524.10	4.42	469.21	-3,959.45	NR	0.42



## Town of Addison | TX Portfolio Holdings by Asset Class All Portfolios

Date: 9/30/2024

Description	Face Amount / Shares	Settlement Date	Cost Value	Market Price	Market Value	% Portfolio	Credit Rating	Days To Call/Maturity
CUSIP		YTM @ Cost	Book Value	YTM @ Market	Accrued Interest	Unre. Gain/Loss	Credit Rating	Duration To Maturity
Massachusetts 3.455 7/1/2028		2/16/2024	1,060,292.80	97.15	1,088,091.20	0.85%	S&P-AA	1370
57563RQH5	1,120,000.00	4.82	1,068,779.67	4.28	9,566.51	19,311.53	None	3.52
Massachusetts St Edu 1.921 7/1/2027		1/19/2024	455,020.00	93.83	469,125.00	0.37%	S&P-AA	1004
57563RRU5	500,000.00	4.78	464,130.33	4.32	2,374.57	4,994.67	None	2.68
Massachusetts State 5.203 6/1/2025-25		4/22/2021	1,173,160.00	100.34	1,003,380.00	0.81%	Moody's-Aa1	213
57604TAB2	1,000,000.00	0.90	1,028,051.92	4.67	17,198.81	-24,671.92	S&P-AAA	0.66
Montgomery Cnty 3.78 9/1/2027-27		1/12/2024	965,980.00	98.99	989,870.00	0.77%	Moody's-A3	1065
613603ZG7	1,000,000.00	4.81	972,691.78	4.15	3,045.00	17,178.22	S&P-A	2.78
Montgomery Cnty 3.78 9/1/2027-27		2/16/2024	960,850.00	98.99	989,870.00	0.77%	Moody's-A3	1065
613603ZG7-2	1,000,000.00	5.00	967,723.20	4.15	3,045.00	22,146.80	S&P-A	2.78
Mosaic District VA 1.711 3/1/2026-26		4/22/2021	257,205.00	96.39	240,975.00	0.2%	Moody's-A2	489
61945DAZ4	250,000.00	1.10	252,096.89	4.36	344.58	-11,121.89	S&P-AA	1.41
New York City 1.71 11/1/2028-28		2/21/2024	879,500.00	91.81	918,130.00	0.71%	Moody's-Aa1	1492
64971XUT3	1,000,000.00	4.59	895,098.25	3.90	7,077.50	23,031.75	S&P-AAA	3.93
New York City 2.28 5/1/2026-26		12/13/2023	944,930.00	97.54	975,390.00	0.76%	Moody's-Aa1	577
64971WJ76	1,000,000.00	4.75	963,413.26	3.89	9,436.67	11,976.74	S&P-AAA	1.55
New York City 3.7 5/1/2027-27		3/21/2024	972,730.00	99.60	996,030.00	0.77%	Moody's-Aa1	942
64971XDY1	1,000,000.00	4.65	977,363.02	3.86	15,313.89	18,666.98	S&P-AAA	2.45
New York City 5 11/1/2027-27		3/21/2024	1,012,620.00	103.33	1,033,250.00	0.8%	Moody's-Aa1	1126
64971X3D8	1,000,000.00	4.62	1,010,774.80	3.85	20,694.44	22,475.20	S&P-AAA	2.85
New York City NY 3.78 2/1/2026-24		4/16/2021	761,936.00	99.77	698,383.00	0.57%	Moody's-Aa1	124
64971WDP2	700,000.00	1.84	717,261.43	3.96	4,336.50	-18,878.43	S&P-AAA	1.31
New York City NY 5.075 11/1/2025-25		4/16/2021	614,411.20	100.58	523,016.00	0.43%	Moody's-Aa1	366
64971M5K4	520,000.00	0.98	542,535.77	4.52	10,922.53	-19,519.77	S&P-AAA	1.05



## Town of Addison | TX Portfolio Holdings by Asset Class All Portfolios

Date: 9/30/2024

Description	Face Amount / Shares	Settlement Date	Cost Value	Market Price	Market Value	% Portfolio	Credit Rating	Days To Call/Maturity
CUSIP		YTM @ Cost	Book Value	YTM @ Market	Accrued Interest	Unre. Gain/Loss	Credit Rating	Duration To Maturity
New York NY   Sinking 5.047 10/1/2024-22		4/16/2021	2,157,877.62	100.00	1,942,719.30	1.54%	Moody's-Aa2	1
64966H4M9	1,942,738.73	1.73	1,942,908.93	5.28	48,752.65	-189.63	S&P-AA	0
New York State NY 2.406 1/1/2026-25		4/22/2021	423,820.00	98.04	392,176.00	0.32%	Moody's-A1	427
650009S20	400,000.00	1.10	406,351.07	4.02	2,379.27	-14,175.07	S&P-A	1.23
Niagara Falls NY 2.4 7/15/2026		12/13/2023	972,289.35	97.43	1,008,369.45	0.78%	S&P-AA	653
653438CL3	1,035,000.00	4.92	991,666.61	3.90	5,175.00	16,702.84	None	1.76
Omaha NE 0.983 4/15/2026		5/21/2021	752,970.00	95.64	717,285.00	0.59%	Moody's-Aa2	562
6817126Z3	750,000.00	0.90	750,931.34	3.93	3,379.06	-33,646.34	S&P-AA+	1.53
Omaha Special OB   Sinking 6.4 2/1/2026-17		6/15/2021	256,903.10	101.08	232,484.00	0.19%	Moody's-Aa3	124
68189TBA3	230,000.00	3.63	237,775.19	5.54	2,412.44	-5,291.19	S&P-AA+	1.29
Oregon State   Sinking 5.892 6/1/2027-24		11/17/2022	817,384.24	102.91	810,852.10	0.64%	Moody's-Aa1	244
68607LXQ5	787,954.15	4.96	805,246.10	4.72	15,346.46	5,606.00	S&P-AA+	2.47
Pennsylvania State   Sinking 4.65 2/15/2026-26		6/9/2021	859,072.00	100.13	776,023.00	0.63%	Moody's-Aa3	472
70914PME9	775,000.00	2.20	799,666.36	4.55	4,504.69	-23,643.36	S&P-A+	1.34
San Antonio TX 5.635 2/1/2026-25		12/21/2023	2,020,460.00	100.46	2,009,260.00	1.59%	Moody's-Aaa	124
79623PQQ1	2,000,000.00	5.12	2,012,943.00	5.27	18,470.28	-3,683.00	S&P-AAA	1.3
San Joaquin Hills CA 2.153 1/15/2027-26		1/24/2022	757,177.50	96.24	721,815.00	0.6%	Moody's-A1	806
798111HF0	750,000.00	1.95	753,304.18	3.88	3,364.06	-31,489.18	S&P-AA	2.24
Savannah GA Hosp Auth   Sinking 6 7/1/2027-24		9/21/2023	1,117,085.05	102.86	1,146,933.60	0.88%	Moody's-A2	274
804833EZ0	1,115,000.00	5.94	1,116,518.05	4.87	16,539.17	30,415.55	Fitch-A	2.55
South Dakota Educational 1.495 6/1/2026-26		9/23/2021	1,008,150.00	95.96	959,640.00	0.79%	Moody's-Aaa	578
83754LAX5	1,000,000.00	1.32	1,000,000.00	4.02	4,941.81	-40,360.00	S&P-AA	1.65
Sun City Fire District AZ 1.707 7/1/2026-26		11/8/2021	503,700.00	96.21	481,060.00	0.4%	NR	609
86666PAE8	500,000.00	1.54	501,392.68	3.96	2,110.04	-20,332.68	S&P-A+	1.73



**Town of Addison | TX**  
**Portfolio Holdings by Asset Class**  
**All Portfolios**

Date: 9/30/2024

Description	Face Amount / Shares	Settlement Date	Cost Value	Market Price	Market Value	% Portfolio	Credit Rating	Days To Call/Maturity
CUSIP		YTM @ Cost	Book Value	YTM @ Market	Accrued Interest	Unre. Gain/Loss	Credit Rating	Duration To Maturity
Texas Womans University TX 4 7/1/2025		5/12/2021	359,657.55	100.84	317,633.40	0.26%	Moody's-Aaa	274
882874KQ2	315,000.00	0.53	323,073.85	2.87	3,115.00	-5,440.45	NR	0.74
Tredyffrin Easttown SD PA 1.159 2/15/2026		5/6/2021	277,475.00	96.43	265,182.50	0.22%	Moody's-Aaa	503
894673TA0	275,000.00	0.97	275,712.01	3.85	398.41	-10,529.51	NR	1.37
Univ of CA 1.316 5/15/2027-27		8/1/2024	2,347,609.80	93.93	2,390,442.15	1.87%	Moody's-Aa2	956
91412HGF4	2,545,000.00	4.30	2,359,255.24	3.77	12,559.58	31,186.91	S&P-AA	2.57
University of Oklahoma OK 3.023 7/1/2025-22		7/1/2021	307,275.00	99.18	297,537.00	0.24%	NR	93
91476PDR6	300,000.00	2.38	301,360.33	4.14	2,242.06	-3,823.33	S&P-A+	0.75
<b>Sub Total Municipal Bonds</b>	<b>46,510,692.88</b>	<b>2.79</b>	<b>47,454,618.96</b>	<b>4.17</b>	<b>45,679,250.25</b>	<b>-363,368.71</b>	<b>36.45%</b>	<b>566</b>
			<b>127,780,038.93</b>		<b>125,393,374.20</b>	<b>100.00%</b>		<b>275</b>
<b>TOTAL PORTFOLIO</b>	<b>126,941,489.10</b>	<b>3.47</b>	<b>126,390,893.19</b>	<b>4.54</b>	<b>572,031.51</b>	<b>-997,518.99</b>		<b>1.22</b>



## Town of Addison | TX Transaction Summary by Action All Portfolios

Begin Date: 6/30/2024, End Date: 9/30/2024

Action	Settlement Date	CUSIP	Face Amount / Shares	Description	Purchase Price	Principal	Interest / Dividends	YTM @ Cost	Total
<b>Buy Transactions</b>									
Buy	7/30/2024	18507MAD3	245,000.00	Clearpath Federal CU 5.4 7/30/2029-25	100.00	245,000.00	0.00	5.40	245,000.00
Buy	8/1/2024	91412HGF4	2,545,000.00	Univ of CA 1.316 5/15/2027-27	92.24	2,347,609.80	7,070.58	4.30	2,354,680.38
Buy	8/22/2024	3130B2FL4	1,500,000.00	FHLB 5.375 8/22/2029-24	100.00	1,500,000.00	0.00	5.38	1,500,000.00
<b>Subtotal</b>			<b>4,290,000.00</b>			<b>4,092,609.80</b>	<b>7,070.58</b>		<b>4,099,680.38</b>
Deposit	7/31/2024	LOGIC5010	124,816.17	LOGIC   Operating LGIP	100.00	124,816.17	0.00	0.00	124,816.17
Deposit	7/31/2024	LOGIC5010	1,522,439.51	LOGIC   Operating LGIP	100.00	1,522,439.51	0.00	0.00	1,522,439.51
Deposit	7/31/2024	TEXSTAR1110	4,935.12	TexSTAR   Operating LGIP	100.00	4,935.12	0.00	0.00	4,935.12
Deposit	7/31/2024	TEXASCLASS0001	17,478.54	Texas CLASS LGIP	100.00	17,478.54	0.00	0.00	17,478.54
Deposit	7/31/2024	TEXPOOL0003	4,953.08	TexPool   General LGIP	100.00	4,953.08	0.00	0.00	4,953.08
Deposit	8/31/2024	LOGIC5010	118,946.55	LOGIC   Operating LGIP	100.00	118,946.55	0.00	0.00	118,946.55
Deposit	8/31/2024	LOGIC5010	5,000,000.00	LOGIC   Operating LGIP	100.00	5,000,000.00	0.00	0.00	5,000,000.00
Deposit	8/31/2024	TEXSTAR1110	4,939.44	TexSTAR   Operating LGIP	100.00	4,939.44	0.00	0.00	4,939.44
Deposit	8/31/2024	TEXASCLASS0001	17,506.54	Texas CLASS LGIP	100.00	17,506.54	0.00	0.00	17,506.54
Deposit	8/31/2024	TEXPOOL0003	4,957.15	TexPool   General LGIP	100.00	4,957.15	0.00	0.00	4,957.15
Deposit	9/30/2024	LOGIC5010	130,462.78	LOGIC   Operating LGIP	100.00	130,462.78	0.00	0.00	130,462.78
Deposit	9/30/2024	LOGIC5010	8,500,000.00	LOGIC   Operating LGIP	100.00	8,500,000.00	0.00	0.00	8,500,000.00
Deposit	9/30/2024	TEXSTAR1110	4,653.71	TexSTAR   Operating LGIP	100.00	4,653.71	0.00	0.00	4,653.71
Deposit	9/30/2024	TEXASCLASS0001	16,579.66	Texas CLASS LGIP	100.00	16,579.66	0.00	0.00	16,579.66
Deposit	9/30/2024	TEXPOOL0003	4,696.88	TexPool   General LGIP	100.00	4,696.88	0.00	0.00	4,696.88
<b>Subtotal</b>			<b>15,477,365.13</b>			<b>15,477,365.13</b>	<b>0.00</b>		<b>15,477,365.13</b>
<b>Total Buy Transactions</b>			<b>19,767,365.13</b>			<b>19,569,974.93</b>	<b>7,070.58</b>		<b>19,577,045.51</b>
<b>Sell Transactions</b>									
Called	7/1/2024	804833EZ0	385,000.00	Savannah GA Hosp Auth   Sinking 6 7/1/2027-24	0.00	385,000.00	0.00	0.00	385,000.00
Called	8/14/2024	3133EPP90	1,500,000.00	FFCB 5.5 6/21/2028-24	0.00	1,500,000.00	12,145.83	0.00	1,512,145.83
Called	8/15/2024	3134H1N90	1,000,000.00	FHLMC 6.1 5/15/2029-24	0.00	1,000,000.00	15,250.00	0.00	1,015,250.00





## Town of Addison | TX Transaction Summary by Action All Portfolios

Begin Date: 6/30/2024, End Date: 9/30/2024

Action	Settlement Date	CUSIP	Face Amount / Shares	Description	Purchase Price	Principal	Interest / Dividends	YTM @ Cost	Total
Called	8/15/2024	3130AYBT2	1,780,000.00	FHLB 5.4 1/2/2029-24	0.00	1,780,000.00	11,481.00	0.00	1,791,481.00
Called	8/18/2024	3134GYRX2	1,000,000.00	FHLMC 5.375 5/18/2026-23	0.00	1,000,000.00	13,437.50	0.00	1,013,437.50
Called	8/20/2024	84055RBB3	580,000.00	South Texas ISD   Sinking 5.25 8/15/2028-24	0.00	580,000.00	422.92	0.00	580,422.92
Called	8/25/2024	3135GACZ2	1,000,000.00	FNMA 5.4 11/25/2024-23	0.00	1,000,000.00	13,500.00	0.00	1,013,500.00
Called	8/26/2024	98138MBY5	245,000.00	Worker's CU MA 5.25 5/26/2028-23	0.00	245,000.00	0.00	0.00	245,000.00
Called	8/27/2024	3134GYJB9	1,000,000.00	FHLMC 5.3 2/27/2026-23	0.00	1,000,000.00	0.00	0.00	1,000,000.00
Called	9/4/2024	3130B1ME4	1,000,000.00	FHLB 6 6/4/2029-24	0.00	1,000,000.00	14,000.00	0.00	1,014,000.00
Called	9/10/2024	3133EPU29	1,000,000.00	FFCB 5.44 1/9/2029-24	0.00	1,000,000.00	9,217.78	0.00	1,009,217.78
Called	9/15/2024	20825WBN9	245,000.00	Connexus CR 5.4 6/15/2028-24	0.00	245,000.00	0.00	0.00	245,000.00
Called	9/18/2024	3134H1MD2	1,000,000.00	FHLMC 5.625 6/17/2027-24	0.00	1,000,000.00	14,062.50	0.00	1,014,062.50
Called	9/20/2024	31424WDR0	1,000,000.00	FAMC 5.6 9/20/2028-24	0.00	1,000,000.00	0.00	0.00	1,000,000.00
Called	9/29/2024	98426AAC1	245,000.00	Y-12 FCU 5.25 1/28/2028-24	0.00	245,000.00	0.00	0.00	245,000.00
<b>Subtotal</b>			<b>12,980,000.00</b>			<b>12,980,000.00</b>	<b>103,517.53</b>		<b>13,083,517.53</b>
Matured	7/1/2024	679087FD3	250,000.00	Oklahoma State OK 5.34 7/1/2024-24	0.00	250,000.00	0.00	0.00	250,000.00
Matured	7/1/2024	56042RJ37	250,000.00	Maine Health & Higher Education 0.711 7/1/2024	0.00	250,000.00	0.00	0.00	250,000.00
Matured	7/1/2024	86666PAC2	600,000.00	Sun City Fire District AZ 1.099 7/1/2024	0.00	600,000.00	0.00	0.00	600,000.00
Matured	7/1/2024	24951TAU9	245,000.00	DOC Federal CU 3.5 7/1/2024-22	0.00	245,000.00	0.00	0.00	245,000.00
Matured	7/12/2024	8923A0GC1	1,000,000.00	Toyota Credit PR 0 7/12/2024	0.00	1,000,000.00	0.00	0.00	1,000,000.00
Matured	7/22/2024	22551KAA0	245,000.00	City of Allen CU TX 3.2 7/22/2024	0.00	245,000.00	0.00	0.00	245,000.00
Matured	7/25/2024	3130ASKS7	1,000,000.00	FHLB 3.75 7/25/2024-22	0.00	1,000,000.00	0.00	0.00	1,000,000.00
Matured	8/1/2024	79770GJA5	455,000.00	San Francisco CA 1.286 8/1/2024	0.00	455,000.00	0.00	0.00	455,000.00
Matured	9/1/2024	927781VU5	755,000.00	Virginia College VA 4.75 9/1/2024-24	0.00	755,000.00	0.00	0.00	755,000.00
Matured	9/17/2024	05580AD68	245,000.00	BMW Bank UT 0.65 9/17/2024	0.00	245,000.00	0.00	0.00	245,000.00
Matured	9/17/2024	87165FA20	245,000.00	Synchrony Bank 0.65 9/17/2024	0.00	245,000.00	0.00	0.00	245,000.00
Matured	9/20/2024	15643VAC6	245,000.00	Centris Federal CU 5.75 9/20/2024	0.00	245,000.00	0.00	0.00	245,000.00
Matured	9/27/2024	650367SX4	2,500,000.00	Newark NJ 6.75 9/27/2024	0.00	2,500,000.00	0.00	0.00	2,500,000.00
<b>Subtotal</b>			<b>8,035,000.00</b>			<b>8,035,000.00</b>	<b>0.00</b>		<b>8,035,000.00</b>



## Town of Addison | TX Transaction Summary by Action All Portfolios

Begin Date: 6/30/2024, End Date: 9/30/2024

Action	Settlement Date	CUSIP	Face Amount / Shares	Description	Purchase Price	Principal	Interest / Dividends	YTM @ Cost	Total
Withdraw	7/31/2024	LOGIC5010	800,000.00	LOGIC   Operating LGIP	0.00	800,000.00	0.00	0.00	800,000.00
Withdraw	8/31/2024	LOGIC5010	5,634,498.17	LOGIC   Operating LGIP	0.00	5,634,498.17	0.00	0.00	5,634,498.17
<b>Subtotal</b>			<b>6,434,498.17</b>			<b>6,434,498.17</b>	<b>0.00</b>		<b>6,434,498.17</b>
<b>Total Sell Transactions</b>			<b>27,449,498.17</b>			<b>27,449,498.17</b>	<b>103,517.53</b>		<b>27,553,015.70</b>
<b>Interest/Dividends</b>									
Interest	7/1/2024	341271AE4	0.00	Florida SBA FL 1.705 7/1/2027-27		0.00	8,525.00	0.00	8,525.00
Interest	7/1/2024	3132XGYV2	0.00	FHLMC MBS 4.25 12/1/2028		0.00	3,541.67	0.00	3,541.67
Interest	7/1/2024	92891CDA7	0.00	VYStar CU FL 5.2 3/10/2028-25		0.00	1,047.12	0.00	1,047.12
Interest	7/1/2024	56042RJ52	0.00	Maine Health & Higher Education 1.304 7/1/2026		0.00	1,304.00	0.00	1,304.00
Interest	7/1/2024	91476PDR6	0.00	University of Oklahoma OK 3.023 7/1/2025-22		0.00	4,534.50	0.00	4,534.50
Interest	7/1/2024	00832KBU2	0.00	Affinity Federal CU 5.8 11/15/2024		0.00	1,167.95	0.00	1,167.95
Interest	7/1/2024	341271AE4-2	0.00	Florida SBA 1.705 7/1/2027-27		0.00	8,525.00	0.00	8,525.00
Interest	7/1/2024	804833EZ0	0.00	Savannah GA Hosp Auth   Sinking 6 7/1/2027-24		0.00	45,000.00	0.00	45,000.00
Interest	7/1/2024	86666PAE8	0.00	Sun City Fire District AZ 1.707 7/1/2026-26		0.00	4,267.50	0.00	4,267.50
Interest	7/1/2024	650009S20	0.00	New York State NY 2.406 1/1/2026-25		0.00	4,812.00	0.00	4,812.00
Interest	7/1/2024	882874KQ2	0.00	Texas Womans University TX 4 7/1/2025		0.00	6,300.00	0.00	6,300.00
Interest	7/1/2024	57563RQH5	0.00	Massachusetts 3.455 7/1/2028		0.00	19,348.00	0.00	19,348.00
Interest	7/1/2024	679087FD3	0.00	Oklahoma State OK 5.34 7/1/2024-24		0.00	6,675.00	0.00	6,675.00
Interest	7/1/2024	56042RJ37	0.00	Maine Health & Higher Education 0.711 7/1/2024		0.00	888.75	0.00	888.75
Interest	7/1/2024	3132XGZZ2	0.00	FHLMC MBS 4.6 1/1/2029		0.00	3,833.33	0.00	3,833.33
Interest	7/1/2024	57563RRU5	0.00	Massachusetts St Edu 1.921 7/1/2027		0.00	4,802.50	0.00	4,802.50
Interest	7/1/2024	20772KJX8	0.00	Connecticut State GO CT 2.098 7/1/2025-24		0.00	2,465.15	0.00	2,465.15
Interest	7/1/2024	86666PAC2	0.00	Sun City Fire District AZ 1.099 7/1/2024		0.00	3,297.00	0.00	3,297.00
Interest	7/1/2024	24951TAU9	0.00	DOC Federal CU 3.5 7/1/2024-22		0.00	46.99	0.00	46.99
Interest	7/2/2024	3130AYBT2	0.00	FHLB 5.4 1/2/2029-24		0.00	48,060.00	0.00	48,060.00
Interest	7/9/2024	3133EPU29	0.00	FFCB 5.44 1/9/2029-24		0.00	27,200.00	0.00	27,200.00



## Town of Addison | TX Transaction Summary by Action All Portfolios

Begin Date: 6/30/2024, End Date: 9/30/2024

Action	Settlement Date	CUSIP	Face Amount / Shares	Description	Purchase Price	Principal	Interest / Dividends	YTM @ Cost	Total
Interest	7/14/2024	48836LBH4	0.00	Kemba Fin CU 5.4 5/14/2029-24		0.00	1,087.40	0.00	1,087.40
Interest	7/15/2024	20825WBN9	0.00	Connexus CR 5.4 6/15/2028-24		0.00	1,087.40	0.00	1,087.40
Interest	7/15/2024	798111HF0	0.00	San Joaquin Hills CA 2.153 1/15/2027-26		0.00	8,073.75	0.00	8,073.75
Interest	7/15/2024	653438CL3	0.00	Niagara Falls NY 2.4 7/15/2026		0.00	12,420.00	0.00	12,420.00
Interest	7/15/2024	65504UAA5	0.00	Noble FCU 5.25 2/15/2029-24		0.00	1,057.19	0.00	1,057.19
Interest	7/17/2024	36266LAB2	0.00	GHS Federal CU 5.6 8/17/2028-25		0.00	1,127.67	0.00	1,127.67
Interest	7/18/2024	920133AL9	0.00	Valley Strong CU CA 5.1 7/18/2025-23		0.00	1,026.99	0.00	1,026.99
Interest	7/19/2024	87868YAG8	0.00	Technology CU CA 5 1/21/2025		0.00	1,006.85	0.00	1,006.85
Interest	7/19/2024	3130AQJ87	0.00	FHLB 1.6 1/19/2027-22		0.00	8,000.00	0.00	8,000.00
Interest	7/20/2024	04288LAA6	0.00	Arsenal CU MO 5.1 1/21/2025-24		0.00	1,026.99	0.00	1,026.99
Interest	7/20/2024	3130AN5K2	0.00	FFCB Step 7/20/2026		0.00	11,250.00	0.00	11,250.00
Interest	7/20/2024	77535MAM5	0.00	Rogue Univesrity CU OR 5.1 1/20/2028-23		0.00	1,026.99	0.00	1,026.99
Interest	7/21/2024	09644EAR3	0.00	Blupeak CU 5.75 11/20/2024		0.00	1,157.88	0.00	1,157.88
Interest	7/22/2024	07181JBD5	0.00	Baxter CU 5.15 1/24/2028-25		0.00	1,037.05	0.00	1,037.05
Interest	7/22/2024	89789AAH0	0.00	Truliant Federal CU 5.15 3/23/2026		0.00	1,037.05	0.00	1,037.05
Interest	7/22/2024	22551KAA0	0.00	City of Allen CU TX 3.2 7/22/2024		0.00	3,909.26	0.00	3,909.26
Interest	7/22/2024	3136G4A45	0.00	FNMA 0.71 7/22/2025-21		0.00	5,325.00	0.00	5,325.00
Interest	7/22/2024	15643VAC6	0.00	Centris Federal CU 5.75 9/20/2024		0.00	1,157.88	0.00	1,157.88
Interest	7/23/2024	3130AYLW4	0.00	FHLB 5.5 1/23/2029-24		0.00	41,250.00	0.00	41,250.00
Interest	7/25/2024	3130ASKS7	0.00	FHLB 3.75 7/25/2024-22		0.00	18,750.00	0.00	18,750.00
Interest	7/26/2024	98138MBY5	0.00	Worker's CU MA 5.25 5/26/2028-23		0.00	1,057.19	0.00	1,057.19
Interest	7/28/2024	236334AD0	0.00	Dannemora Federal CU 5.45 12/28/2028-24		0.00	1,097.47	0.00	1,097.47
Interest	7/29/2024	98426AAC1	0.00	Y-12 FCU 5.25 1/28/2028-24		0.00	1,057.19	0.00	1,057.19
Interest	7/30/2024	227563EQ2	0.00	Cross River Bank 5.5 11/30/2028-24		0.00	1,107.53	0.00	1,107.53
Interest	7/30/2024	938828CY4	0.00	Washington Federal 5.5 11/30/2028-24		0.00	1,107.53	0.00	1,107.53
Interest	7/31/2024	LOGIC5010	0.00	LOGIC   Operating LGIP		0.00	124,816.17	0.00	124,816.17
Interest	7/31/2024	TEXSTAR1110	0.00	TexSTAR   Operating LGIP		0.00	4,935.12	0.00	4,935.12
Interest	7/31/2024	91334AAL7	0.00	United Heritage CU TX 5.15 3/21/2025		0.00	1,071.62	0.00	1,071.62



## Town of Addison | TX Transaction Summary by Action All Portfolios

Begin Date: 6/30/2024, End Date: 9/30/2024

Action	Settlement Date	CUSIP	Face Amount / Shares	Description	Purchase Price	Principal	Interest / Dividends	YTM @ Cost	Total
Interest	7/31/2024	TEXASCLASS0001	0.00	Texas CLASS LGIP		0.00	17,478.54	0.00	17,478.54
Interest	7/31/2024	70962LBA9	0.00	Pentagon Federal CU 1.25 1/31/2025		0.00	260.10	0.00	260.10
Interest	7/31/2024	TEXPOOL0003	0.00	TexPool   General LGIP		0.00	4,953.08	0.00	4,953.08
Interest	8/1/2024	3132XGYV2	0.00	FHLMC MBS 4.25 12/1/2028		0.00	3,659.72	0.00	3,659.72
Interest	8/1/2024	64971WDP2	0.00	New York City NY 3.78 2/1/2026-24		0.00	13,230.00	0.00	13,230.00
Interest	8/1/2024	79770GJA5	0.00	San Francisco CA 1.286 8/1/2024		0.00	2,925.65	0.00	2,925.65
Interest	8/1/2024	92891CDA7	0.00	VYStar CU FL 5.2 3/10/2028-25		0.00	1,082.03	0.00	1,082.03
Interest	8/1/2024	68189TBA3	0.00	Omaha Special OB   Sinking 6.4 2/1/2026-17		0.00	7,360.00	0.00	7,360.00
Interest	8/1/2024	18507MAD3	0.00	Clearpath Federal CU 5.4 7/30/2029-25		0.00	72.49	0.00	72.49
Interest	8/1/2024	00832KBU2	0.00	Affinity Federal CU 5.8 11/15/2024		0.00	1,206.88	0.00	1,206.88
Interest	8/1/2024	419791YT9	0.00	Hawaii State 5.33 2/1/2026-25		0.00	39,975.00	0.00	39,975.00
Interest	8/1/2024	79623PQQ1	0.00	San Antonio TX 5.635 2/1/2026-25		0.00	56,350.00	0.00	56,350.00
Interest	8/1/2024	3132XGZZ2	0.00	FHLMC MBS 4.6 1/1/2029		0.00	3,961.11	0.00	3,961.11
Interest	8/1/2024	345102PG6	0.00	Foothill-De Anza CC CA 0.906 8/1/2025-25		0.00	3,171.00	0.00	3,171.00
Interest	8/10/2024	3133EMZ70	0.00	FFCB 0.48 2/10/2025-21		0.00	2,400.00	0.00	2,400.00
Interest	8/11/2024	795451AK9	0.00	Sallie Mae Bank UT 1.1 8/11/2026		0.00	1,343.81	0.00	1,343.81
Interest	8/14/2024	48836LBH4	0.00	Kemba Fin CU 5.4 5/14/2029-24		0.00	1,123.64	0.00	1,123.64
Interest	8/15/2024	235308D75	0.00	Dallas ISD TX 4 8/15/2025		0.00	55,000.00	0.00	55,000.00
Interest	8/15/2024	20825WBN9	0.00	Connexus CR 5.4 6/15/2028-24		0.00	1,123.64	0.00	1,123.64
Interest	8/15/2024	067167YR1	0.00	Barbers Hill ISD TX 4 2/15/2026		0.00	10,000.00	0.00	10,000.00
Interest	8/15/2024	358782CW8	0.00	Frisco Economical Development TX 1.9 2/15/2028		0.00	4,750.00	0.00	4,750.00
Interest	8/15/2024	84055RBB3	0.00	South Texas ISD   Sinking 5.25 8/15/2028-24		0.00	15,225.00	0.00	15,225.00
Interest	8/15/2024	150461M57	0.00	City of Cedar Park TX 2.95 8/15/2025		0.00	34,810.00	0.00	34,810.00
Interest	8/15/2024	65504UAA5	0.00	Noble FCU 5.25 2/15/2029-24		0.00	1,092.43	0.00	1,092.43
Interest	8/15/2024	894673TA0	0.00	Tredyffrin Easttown SD PA 1.159 2/15/2026		0.00	1,593.63	0.00	1,593.63
Interest	8/15/2024	70914PME9	0.00	Pennsylvania State   Sinking 4.65 2/15/2026-26		0.00	18,018.75	0.00	18,018.75



## Town of Addison | TX Transaction Summary by Action All Portfolios

Begin Date: 6/30/2024, End Date: 9/30/2024

Action	Settlement Date	CUSIP	Face Amount / Shares	Description	Purchase Price	Principal	Interest / Dividends	YTM @ Cost	Total
Interest	8/16/2024	3134H1TE3	0.00	FHLMC Step 2/16/2029-24		0.00	32,500.00	0.00	32,500.00
Interest	8/17/2024	36266LAB2	0.00	GHS Federal CU 5.6 8/17/2028-25		0.00	1,165.26	0.00	1,165.26
Interest	8/18/2024	920133AL9	0.00	Valley Strong CU CA 5.1 7/18/2025-23		0.00	1,061.22	0.00	1,061.22
Interest	8/18/2024	3130AQPR8	0.00	FHLB Step 2/18/2027-22		0.00	13,000.00	0.00	13,000.00
Interest	8/19/2024	87868YAG8	0.00	Technology CU CA 5 1/21/2025		0.00	1,040.41	0.00	1,040.41
Interest	8/20/2024	04288LAA6	0.00	Arsenal CU MO 5.1 1/21/2025-24		0.00	1,061.22	0.00	1,061.22
Interest	8/20/2024	77535MAM5	0.00	Rogue Univesrity CU OR 5.1 1/20/2028-23		0.00	1,061.22	0.00	1,061.22
Interest	8/21/2024	3136G4N74	0.00	FNMA 0.56 8/21/2025-23		0.00	4,200.00	0.00	4,200.00
Interest	8/21/2024	09644EAR3	0.00	Blupeak CU 5.75 11/20/2024		0.00	1,196.47	0.00	1,196.47
Interest	8/22/2024	07181JBD5	0.00	Baxter CU 5.15 1/24/2028-25		0.00	1,071.62	0.00	1,071.62
Interest	8/22/2024	89789AAH0	0.00	Truiliant Federal CU 5.15 3/23/2026		0.00	1,071.62	0.00	1,071.62
Interest	8/22/2024	15643VAC6	0.00	Centris Federal CU 5.75 9/20/2024		0.00	1,196.47	0.00	1,196.47
Interest	8/26/2024	98138MBY5	0.00	Worker's CU MA 5.25 5/26/2028-23		0.00	1,092.43	0.00	1,092.43
Interest	8/27/2024	3134GYJB9	0.00	FHLMC 5.3 2/27/2026-23		0.00	26,500.00	0.00	26,500.00
Interest	8/27/2024	3136G4V59	0.00	FNMA 0.625 8/27/2025-21		0.00	4,687.50	0.00	4,687.50
Interest	8/28/2024	236334AD0	0.00	Dannemora Federal CU 5.45 12/28/2028-24		0.00	1,134.05	0.00	1,134.05
Interest	8/29/2024	98426AAC1	0.00	Y-12 FCU 5.25 1/28/2028-24		0.00	1,092.43	0.00	1,092.43
Interest	8/30/2024	227563EQ2	0.00	Cross River Bank 5.5 11/30/2028-24		0.00	1,144.45	0.00	1,144.45
Interest	8/30/2024	938828CY4	0.00	Washington Federal 5.5 11/30/2028-24		0.00	1,144.45	0.00	1,144.45
Interest	8/31/2024	LOGIC5010	0.00	LOGIC   Operating LGIP		0.00	118,946.55	0.00	118,946.55
Interest	8/31/2024	TEXSTAR1110	0.00	TexSTAR   Operating LGIP		0.00	4,939.44	0.00	4,939.44
Interest	8/31/2024	91334AAL7	0.00	United Heritage CU TX 5.15 3/21/2025		0.00	1,071.62	0.00	1,071.62
Interest	8/31/2024	TEXASCLASS0001	0.00	Texas CLASS LGIP		0.00	17,506.54	0.00	17,506.54
Interest	8/31/2024	70962LBA9	0.00	Pentagon Federal CU 1.25 1/31/2025		0.00	260.10	0.00	260.10
Interest	8/31/2024	TEXPOOL0003	0.00	TexPool   General LGIP		0.00	4,957.15	0.00	4,957.15
Interest	9/1/2024	3132XGYV2	0.00	FHLMC MBS 4.25 12/1/2028		0.00	3,659.72	0.00	3,659.72
Interest	9/1/2024	57419TDX6	0.00	Maryland State 2.198 3/1/2025-25		0.00	2,912.35	0.00	2,912.35



## Town of Addison | TX Transaction Summary by Action All Portfolios

Begin Date: 6/30/2024, End Date: 9/30/2024

Action	Settlement Date	CUSIP	Face Amount / Shares	Description	Purchase Price	Principal	Interest / Dividends	YTM @ Cost	Total
Interest	9/1/2024	61945DAZ4	0.00	Mosaic District VA 1.711 3/1/2026-26		0.00	2,138.75	0.00	2,138.75
Interest	9/1/2024	92891CDA7	0.00	VYStar CU FL 5.2 3/10/2028-25		0.00	1,082.03	0.00	1,082.03
Interest	9/1/2024	473142QY6	0.00	Jefferson County MO 1.2 3/1/2026		0.00	1,800.00	0.00	1,800.00
Interest	9/1/2024	473142QX8	0.00	Jefferson County MO 0.95 3/1/2025		0.00	1,330.00	0.00	1,330.00
Interest	9/1/2024	18507MAD3	0.00	Clearpath Federal CU 5.4 7/30/2029-25		0.00	1,123.64	0.00	1,123.64
Interest	9/1/2024	00832KBU2	0.00	Affinity Federal CU 5.8 11/15/2024		0.00	1,206.88	0.00	1,206.88
Interest	9/1/2024	613603ZG7	0.00	Montgomery Cnty 3.78 9/1/2027-27		0.00	18,900.00	0.00	18,900.00
Interest	9/1/2024	927781VU5	0.00	Virginia College VA 4.75 9/1/2024-24		0.00	17,931.25	0.00	17,931.25
Interest	9/1/2024	3132XGZZ2	0.00	FHLMC MBS 4.6 1/1/2029		0.00	3,961.11	0.00	3,961.11
Interest	9/1/2024	613603ZG7-2	0.00	Montgomery Cnty 3.78 9/1/2027-27		0.00	18,900.00	0.00	18,900.00
Interest	9/8/2024	38149MZJ5	0.00	Goldman Sachs Bank 1.05 9/8/2026		0.00	1,296.82	0.00	1,296.82
Interest	9/14/2024	48836LBH4	0.00	Kemba Fin CU 5.4 5/14/2029-24		0.00	1,123.64	0.00	1,123.64
Interest	9/15/2024	20825WBN9	0.00	Connexus CR 5.4 6/15/2028-24		0.00	1,123.64	0.00	1,123.64
Interest	9/15/2024	65504UAA5	0.00	Noble FCU 5.25 2/15/2029-24		0.00	1,092.43	0.00	1,092.43
Interest	9/17/2024	36266LAB2	0.00	GHS Federal CU 5.6 8/17/2028-25		0.00	1,165.26	0.00	1,165.26
Interest	9/17/2024	05580AD68	0.00	BMW Bank UT 0.65 9/17/2024		0.00	802.79	0.00	802.79
Interest	9/17/2024	87165FA20	0.00	Synchrony Bank 0.65 9/17/2024		0.00	802.79	0.00	802.79
Interest	9/18/2024	920133AL9	0.00	Valley Strong CU CA 5.1 7/18/2025-23		0.00	1,061.22	0.00	1,061.22
Interest	9/19/2024	87868YAG8	0.00	Technology CU CA 5 1/21/2025		0.00	1,040.41	0.00	1,040.41
Interest	9/20/2024	31424WDR0	0.00	FAMC 5.6 9/20/2028-24		0.00	28,000.00	0.00	28,000.00
Interest	9/20/2024	04288LAA6	0.00	Arsenal CU MO 5.1 1/21/2025-24		0.00	1,061.22	0.00	1,061.22
Interest	9/20/2024	77535MAM5	0.00	Rogue Univesrity CU OR 5.1 1/20/2028-23		0.00	1,061.22	0.00	1,061.22
Interest	9/20/2024	15643VAC6	0.00	Centris Federal CU 5.75 9/20/2024		0.00	1,119.28	0.00	1,119.28
Interest	9/21/2024	09644EAR3	0.00	Blupeak CU 5.75 11/20/2024		0.00	1,196.47	0.00	1,196.47
Interest	9/22/2024	07181JBD5	0.00	Baxter CU 5.15 1/24/2028-25		0.00	1,071.62	0.00	1,071.62
Interest	9/22/2024	89789AAH0	0.00	Truiliant Federal CU 5.15 3/23/2026		0.00	1,071.62	0.00	1,071.62
Interest	9/24/2024	3134GWUG9	0.00	FHLMC 0.57 9/24/2025-21		0.00	5,700.00	0.00	5,700.00
Interest	9/27/2024	650367SX4	0.00	Newark NJ 6.75 9/27/2024		0.00	168,281.25	0.00	168,281.25



## Town of Addison | TX Transaction Summary by Action All Portfolios

Begin Date: 6/30/2024, End Date: 9/30/2024

Action	Settlement Date	CUSIP	Face Amount / Shares	Description	Purchase Price	Principal	Interest / Dividends	YTM @ Cost	Total
Interest	9/28/2024	236334AD0	0.00	Dannemora Federal CU 5.45 12/28/2028-24		0.00	1,134.05	0.00	1,134.05
Interest	9/28/2024	856285XL0	0.00	State Bank of India NY 1.15 9/28/2026		0.00	1,420.33	0.00	1,420.33
Interest	9/29/2024	98426AAC1	0.00	Y-12 FCU 5.25 1/28/2028-24		0.00	1,092.43	0.00	1,092.43
Interest	9/29/2024	3130ARCD1	0.00	FHLB Step 3/29/2027-22		0.00	15,000.00	0.00	15,000.00
Interest	9/30/2024	LOGIC5010	0.00	LOGIC   Operating LGIP		0.00	130,462.78	0.00	130,462.78
Interest	9/30/2024	227563EQ2	0.00	Cross River Bank 5.5 11/30/2028-24		0.00	1,144.45	0.00	1,144.45
Interest	9/30/2024	TEXSTAR1110	0.00	TexSTAR   Operating LGIP		0.00	4,653.71	0.00	4,653.71
Interest	9/30/2024	91334AAL7	0.00	United Heritage CU TX 5.15 3/21/2025		0.00	1,037.05	0.00	1,037.05
Interest	9/30/2024	938828CY4	0.00	Washington Federal 5.5 11/30/2028-24		0.00	1,144.45	0.00	1,144.45
Interest	9/30/2024	3130AP6D2	0.00	FHLB 1 9/30/2026-22		0.00	5,000.00	0.00	5,000.00
Interest	9/30/2024	3130AP2G9	0.00	FHLB 0.75 12/30/2025-22		0.00	3,750.00	0.00	3,750.00
Interest	9/30/2024	TEXASCLASS0001	0.00	Texas CLASS LGIP		0.00	16,579.66	0.00	16,579.66
Interest	9/30/2024	70962LBA9	0.00	Pentagon Federal CU 1.25 1/31/2025		0.00	251.71	0.00	251.71
Interest	9/30/2024	TEXPOOL0003	0.00	TexPool   General LGIP		0.00	4,696.88	0.00	4,696.88
<b>Subtotal</b>			<b>0.00</b>			<b>0.00</b>	<b>1,490,360.26</b>		<b>1,490,360.26</b>
<b>Total Interest/Dividends</b>			<b>0.00</b>			<b>0.00</b>	<b>1,490,360.26</b>		<b>1,490,360.26</b>