



**TOWN OF ADDISON**  
Investment Portfolio  
December 31, 2023

**COMPLIANCE**

This report was prepared in accordance with Chapter 2256 of the Public Funds Investment Act ("PFIA"). Section 2256.03(a) of the PFIA states that "Not less than quarterly, the investment officer shall prepare and submit to the governing body of the entity a written report of the investment transactions for all funds covered by this chapter for the preceding reporting period." This report, which covers the quarter ended December 31, 2023, is signed by the Town's investment officers and includes the disclosures required in the PFIA.

**Performance Benchmark**

US Treasury | 6 Months 5.34%

Asset Category	Face Amount/Shares	Market Value	Book Value	% of Portfolio	YTM @ Cost	Days To Maturity
CD 50%	7,840,000.00	7,759,260.13	7,840,000.00	5.96	4.35	719
CP 30%	2,000,000.00	1,950,233.00	1,949,121.30	1.48	5.75	166
LGIP   State 70 %	33,877,073.66	33,877,073.66	33,877,073.66	25.73	5.54	1
Municipal Bonds 50%	40,757,738.73	39,758,027.37	41,338,444.68	31.40	2.07	672
US Agency   Treasury 70%	46,640,000.00	45,231,419.34	46,637,537.39	35.43	2.96	771
<b>Total / Average</b>	<b>131,114,812.39</b>	<b>128,576,013.50</b>	<b>131,642,177.03</b>	<b>100.00</b>	<b>3.47</b>	<b>530</b>

Steven Glickman, Chief Finance Officer

2-2-24

Date

Amanda Turner, Assistant Director of Finance

2-2-2024

Date



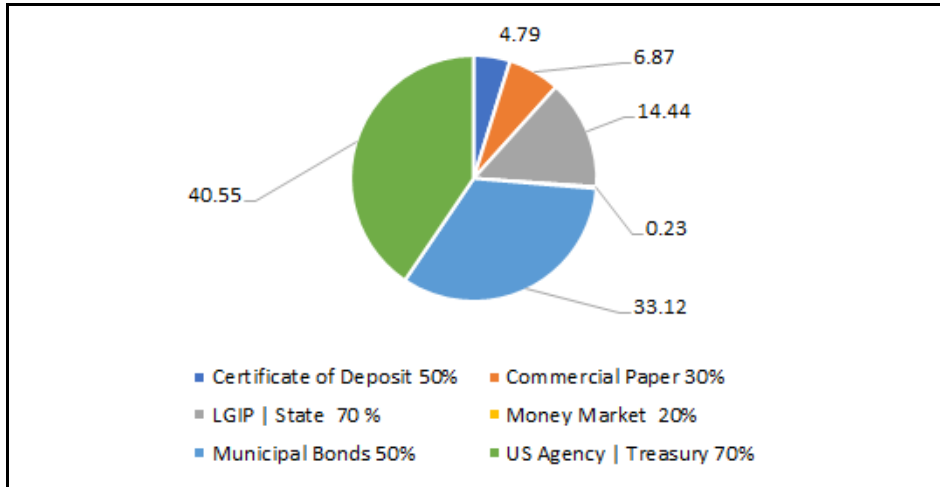
## Town of Addison | TX Distribution by Asset Category - Market Value All Portfolios

Begin Date: 9/30/2023, End Date: 12/31/2023

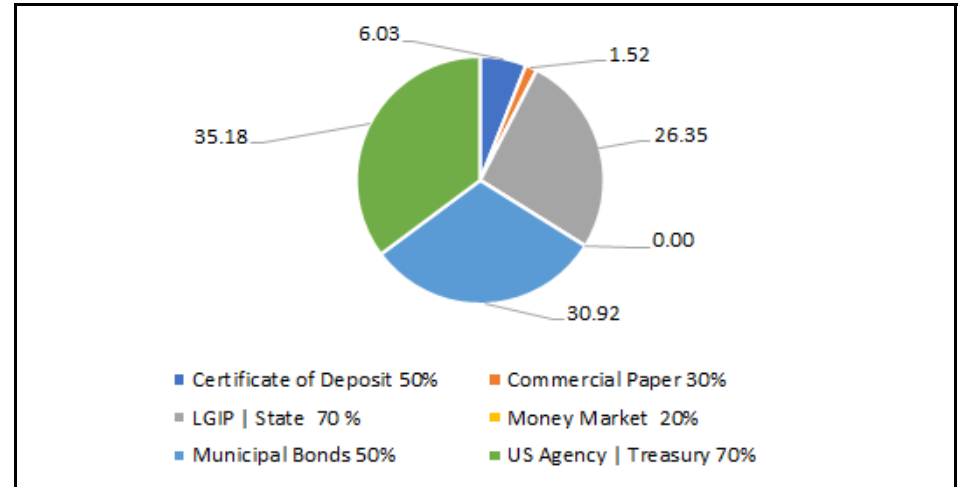
### Asset Category Allocation

Asset Category	Market Value 9/30/2023	% of Portfolio 9/30/2023	Market Value 12/31/2023	% of Portfolio 12/31/2023
CD 50%	6,713,127.65	5.25	7,759,260.13	6.03
CP 30%	3,944,072.00	3.09	1,950,233.00	1.52
LGIP   State 70 %	30,104,150.79	23.56	33,877,073.66	26.35
Money Market 20%	298,119.00	0.23	0.00	0.00
Municipal Bonds 50%	38,234,106.97	29.92	39,758,027.37	30.92
US Agency   Treasury 70%	48,478,236.89	37.94	45,231,419.34	35.18
<b>Total / Average</b>	<b>127,771,813.30</b>	<b>100.00</b>	<b>128,576,013.50</b>	<b>100.00</b>

#### Portfolio Holdings as of 9/30/2023



#### Portfolio Holdings as of 12/31/2023



Asset Category | Investment Policy Compliance  
Compliance | Yes

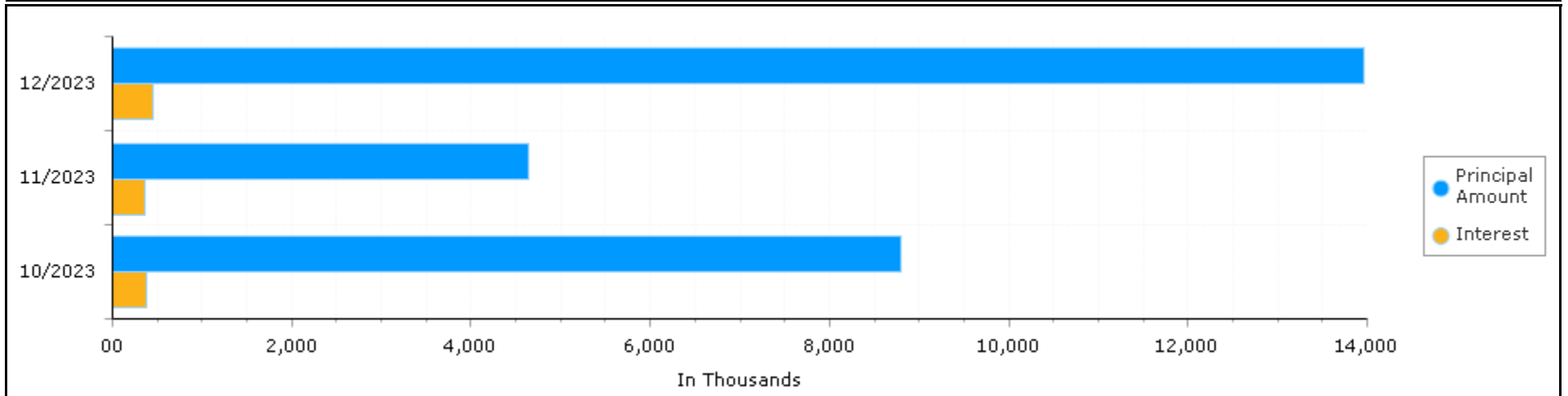


## Town of Addison | TX Portfolio Summary by Month All Portfolios

Begin Date: 10/31/2023, End Date: 12/31/2023

Month	Market Value	Book Value	Unrealized Gain/Loss	YTM @ Cost	YTM @ Market	Duration	Days To Maturity
10/31/2023	126,759,670.46	131,224,304.40	-4,464,633.94	3.42	5.59	1.45	559
11/30/2023	126,727,806.54	130,492,378.27	-3,764,571.73	3.43	5.34	1.42	545
12/31/2023	128,576,013.50	131,642,177.03	-3,066,163.53	3.49	5.09	1.38	530
Total / Average	127,354,496.83	131,119,619.90	-3,765,123.07	3.44	5.34	1.42	545

### Actual Cash Flow



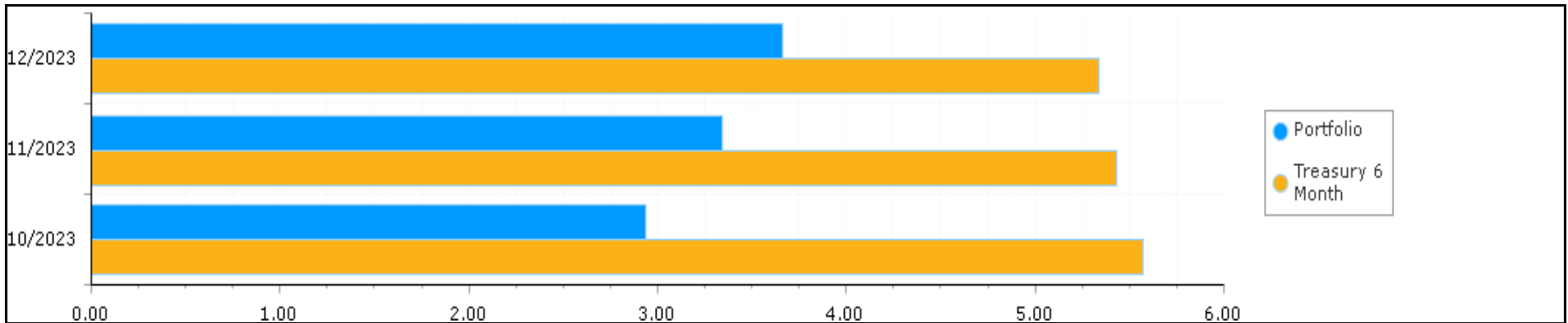


## Town of Addison | TX Total Rate of Return - Book Value by Month All Portfolios

Begin Date: 09/30/2023, End Date: 12/31/2023

Month	1 Purchased Interest	2 Sell Interest	3 Interest Dividends	4 Amortization Discount	5 Amortization Premium	6 Difference in Accrued Interest	Interest Earned During the Period - BV	Annualized TRR-BV	Treasury 6 Month
10/31/2023	-4,404.58	0.00	373,500.80	24,770.43	-52,622.01	35,457.55	376,702.19	2.94	5.57
11/30/2023	0.00	0.00	365,596.86	23,363.54	-50,767.49	17,630.66	355,823.57	3.34	5.43
12/31/2023	-57,432.84	70,937.50	455,065.98	18,943.78	-49,196.56	-52,206.83	386,111.03	3.66	5.34
Total/Average	-61,837.42	70,937.50	1,194,163.64	67,077.75	-152,586.06	881.38	1,118,636.79	3.31	5.45

### Annualized TRR-BV



Interest Earned During the Period - Book Value | Represents the cumulative total for all revenue 1 - 6.



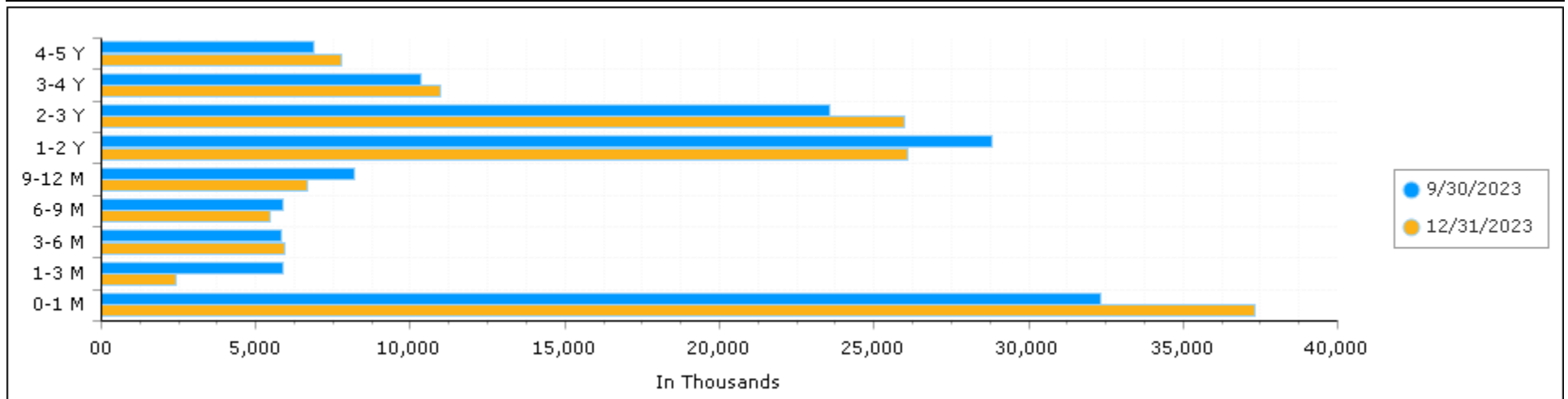
## Town of Addison | TX Distribution by Maturity Range - Market Value All Portfolios

Begin Date: 9/30/2023, End Date: 12/31/2023

### Maturity Range Allocation

Maturity Range	Market Value 9/30/2023	% of Portfolio 9/30/2023	Market Value 12/31/2023	% of Portfolio 12/31/2023
0-1 Month	32,350,193.70	25.32	37,344,555.99	29.04
1-3 Months	5,886,869.54	4.61	2,401,296.95	1.87
3-6 Months	5,826,578.61	4.56	5,938,705.83	4.62
6-9 Months	5,889,670.50	4.61	5,450,248.95	4.24
9-12 Months	8,213,955.46	6.43	6,641,162.67	5.17
1-2 Years	28,835,691.53	22.57	26,114,055.75	20.31
2-3 Years	23,554,262.04	18.43	25,972,836.97	20.20
3-4 Years	10,355,527.80	8.10	10,965,521.80	8.53
4-5 Years	6,859,064.12	5.37	7,747,628.59	6.03
<b>Total / Average</b>	<b>127,771,813.30</b>	<b>100.00</b>	<b>128,576,013.50</b>	<b>100.00</b>

### Portfolio Holdings





**Town of Addison | TX**  
**Portfolio Holdings by Asset Class**  
**All Portfolios**

Date: 12/31/2023

Description	Face Amount / Shares	Settlement Date	Cost Value	Market Price	Market Value	% Portfolio	Credit Rating	Days To Call/Maturity
CUSIP		YTM @ Cost	Book Value	YTM @ Market	Accrued Interest	Unre. Gain/Loss	Credit Rating	Duration To Maturity
<b>Agency   Bullet</b>								
FFCB Step 7/20/2026		7/20/2021	1,500,000.00	93.64	1,404,560.01	1.14%	Moodys-Aaa	932
3130AN5K2	1,500,000.00	1.25	1,500,000.00	4.15	10,062.50	-95,439.99	S&P-AA+	2.49
FHLB 0.76 1/19/2024		1/19/2022	999,250.00	99.78	997,821.83	0.76%	Moodys-Aaa	19
3130AQFK4	1,000,000.00	0.80	999,981.48	5.11	3,420.00	-2,159.65	S&P-AA+	0.05
			<b>2,499,250.00</b>		<b>2,402,381.84</b>	<b>1.9%</b>		<b>567</b>
<b>Sub Total Agency   Bullet</b>	<b>2,500,000.00</b>	<b>1.07</b>	<b>2,499,981.48</b>	<b>4.54</b>	<b>13,482.50</b>	<b>-97,599.64</b>		<b>1.51</b>
<b>Agency   Callable</b>								
FAMC 5.6 9/20/2028-24		12/20/2023	1,000,000.00	100.04	1,000,420.85	0.76%	Moodys-Aaa	80
31424WDR0	1,000,000.00	5.60	1,000,000.00	5.59	1,711.11	420.85	S&P-AA+	4.2
FFCB 0.48 2/10/2025-21		9/22/2021	999,000.00	95.27	952,722.60	0.76%	Moodys-Aaa	407
3133EMZ70	1,000,000.00	0.51	999,671.52	4.92	1,880.00	-46,948.92	S&P-AA+	1.1
FFCB 0.61 5/23/2025-21		9/22/2021	999,900.00	94.54	945,417.10	0.76%	Moodys-Aaa	509
3133EM3E0	1,000,000.00	0.61	999,962.03	4.70	643.89	-54,544.93	S&P-AA+	1.39
FFCB 0.94 4/28/2026-22		4/28/2021	1,000,000.00	92.57	925,705.85	0.76%	Moodys-Aaa	849
3133EMXQ0	1,000,000.00	0.94	1,000,000.00	4.33	1,645.00	-74,294.15	S&P-AA+	2.3
FFCB 5.85 6/6/2028-23		6/8/2023	999,500.00	100.00	999,987.32	0.76%	Moodys-Aaa	1619
3133EPLV5	1,000,000.00	5.86	1,000,000.00	5.85	4,062.50	-12.68	S&P-AA+	3.95
FHLB 0.43 4/29/2024-21		7/29/2021	1,000,000.00	98.41	984,128.41	0.76%	Moodys-Aaa	29
3130AND72	1,000,000.00	0.43	1,000,000.00	5.38	1,815.56	-15,871.59	S&P-AA+	0.33
FHLB 0.52 10/7/2024-22		10/7/2021	1,000,000.00	96.62	966,197.75	0.76%	Moodys-Aaa	7
3130APAF2	1,000,000.00	0.52	1,000,000.00	5.07	1,213.33	-33,802.25	S&P-AA+	0.77
FHLB 0.65 12/9/2024-21		6/9/2021	1,500,000.00	96.08	1,441,209.89	1.14%	Moodys-Aaa	9
3130AMJX1	1,500,000.00	0.65	1,500,000.00	4.97	595.83	-58,790.11	S&P-AA+	0.94
FHLB 0.75 12/30/2025-22		9/30/2021	1,000,000.00	92.80	928,042.56	0.76%	Moodys-Aaa	91
3130AP2G9	1,000,000.00	0.75	1,000,000.00	4.56	1,875.00	-71,957.44	S&P-AA+	1.98



**Town of Addison | TX**  
**Portfolio Holdings by Asset Class**  
**All Portfolios**

Date: 12/31/2023

Description	Face Amount / Shares	Settlement Date	Cost Value	Market Price	Market Value	% Portfolio	Credit Rating	Days To Call/Maturity
CUSIP		YTM @ Cost	Book Value	YTM @ Market	Accrued Interest	Unre. Gain/Loss	Credit Rating	Duration To Maturity
FHLB 1 9/30/2026-22		9/30/2021	1,000,000.00	91.43	914,325.29	0.76%	Moodys-Aaa	90
3130AP6D2	1,000,000.00	1.00	1,000,000.00	4.34	2,500.00	-85,674.71	S&P-AA+	2.71
FHLB 1.6 1/19/2027-22		1/19/2022	1,000,000.00	92.59	925,853.91	0.76%	Moodys-Aaa	19
3130AQJ87	1,000,000.00	1.60	1,000,000.00	4.22	7,200.00	-74,146.09	S&P-AA+	2.96
FHLB 3.75 7/25/2024-22		7/25/2022	1,000,000.00	99.23	992,302.96	0.76%	Moodys-Aaa	25
3130ASKS7	1,000,000.00	3.75	1,000,000.00	5.14	16,250.00	-7,697.04	S&P-AA+	0.56
FHLB 4.1 6/30/2027-23		6/30/2022	1,000,000.00	98.28	982,845.43	0.76%	Moodys-Aaa	90
3130ASG52	1,000,000.00	4.10	1,000,000.00	4.64	0.00	-17,154.57	S&P-AA+	3.29
FHLB 5.5 5/15/2025-23		5/18/2023	2,139,465.00	99.77	2,135,124.89	1.63%	Moodys-Aaa	15
3130AVZ62	2,140,000.00	5.51	2,139,631.82	5.67	15,039.44	-4,506.93	S&P-AA+	1.33
FHLB 5.75 6/27/2025-23		6/27/2023	1,000,000.00	99.83	998,286.93	0.76%	Moodys-Aaa	27
3130AWEJ5	1,000,000.00	5.75	1,000,000.00	5.87	638.89	-1,713.07	S&P-AA+	1.45
FHLB 6.1 8/28/2028-23		8/28/2023	1,500,000.00	99.77	1,496,539.82	1.14%	Moodys-Aaa	59
3130AWTX8	1,500,000.00	6.10	1,500,000.00	6.16	31,262.50	-3,460.18	S&P-AA+	4.04
FHLB Step 2/18/2027-22		2/18/2022	1,000,000.00	95.12	951,197.69	0.76%	Moodys-Aaa	49
3130AQR8	1,000,000.00	2.06	1,000,000.00	4.22	4,802.78	-48,802.31	S&P-AA+	3.01
FHLB Step 3/29/2027-22		3/29/2022	1,000,000.00	98.22	982,152.17	0.76%	Moodys-Aaa	89
3130ARCD1	1,000,000.00	3.25	1,000,000.00	4.45	6,388.89	-17,847.83	S&P-AA+	3.08
FHLB Step 4/14/2027-23		4/14/2022	1,000,000.00	98.14	981,432.85	0.76%	Moodys-Aaa	105
3130ARGS4	1,000,000.00	3.92	1,000,000.00	5.40	6,416.67	-18,567.15	S&P-AAA	3.09
FHLB Step 5/12/2026-21		5/12/2021	1,500,000.00	93.94	1,409,126.64	1.14%	Moodys-Aaa	43
3130AMDE9	1,500,000.00	1.19	1,500,000.00	4.35	2,041.67	-90,873.36	S&P-AA+	2.33
FHLB Step 6/10/2026-21		6/10/2021	1,500,000.00	94.07	1,411,057.22	1.14%	Moodys-Aaa	892
3130AMMW9	1,500,000.00	1.19	1,500,000.00	4.08	1,312.50	-88,942.78	S&P-AA+	2.42



**Town of Addison | TX**  
**Portfolio Holdings by Asset Class**  
**All Portfolios**

Date: 12/31/2023

Description	Face Amount / Shares	Settlement Date	Cost Value	Market Price	Market Value	% Portfolio	Credit Rating	Days To Call/Maturity
CUSIP		YTM @ Cost	Book Value	YTM @ Market	Accrued Interest	Unre. Gain/Loss	Credit Rating	Duration To Maturity
FHLB Step 6/9/2026-23		6/9/2021	1,000,000.00	94.07	940,653.47	0.76%	Moodys-Aaa	891
3130AMMJ8	1,000,000.00	1.05	1,000,000.00	4.08	916.67	-59,346.53	S&P-AA+	2.4
FHLB Step 9/30/2027-22		9/30/2022	1,000,000.00	99.59	995,853.31	0.76%	Moodys-Aaa	90
3130AT6R3	1,000,000.00	6.25	1,000,000.00	7.09	12,500.00	-4,146.69	S&P-AA+	3.39
FHLMC 0.57 9/24/2025-21		9/24/2020	2,000,000.00	93.58	1,871,517.66	1.52%	Moodys-Aaa	84
3134GWUG9	2,000,000.00	0.57	2,000,000.00	4.47	3,071.67	-128,482.34	S&P-AA+	1.72
FHLMC 5.17 5/28/2024-23		11/30/2022	1,000,000.00	99.92	999,221.24	0.76%	Moodys-Aaa	149
3134GY2N1	1,000,000.00	5.17	1,000,000.00	5.34	4,739.17	-778.76	S&P-AA+	0.41
FHLMC 5.25 6/20/2024-23		12/20/2022	1,500,000.00	99.90	1,498,514.43	1.14%	Moodys-Aaa	80
3134GY5N8	1,500,000.00	5.25	1,500,000.00	5.46	2,406.25	-1,485.57	S&P-AA+	0.47
FHLMC 5.3 2/27/2026-23		2/27/2023	1,000,000.00	99.65	996,479.79	0.76%	Moodys-Aaa	58
3134GYJB9	1,000,000.00	5.30	1,000,000.00	5.47	18,255.56	-3,520.21	S&P-AA+	2.03
FHLMC 5.375 5/18/2026-23		5/18/2023	1,000,000.00	99.75	997,450.92	0.76%	Moodys-Aaa	49
3134GYRX2	1,000,000.00	5.38	1,000,000.00	5.49	6,420.14	-2,549.08	S&P-AA+	2.25
FHLMC 5.625 3/13/2026-23		3/13/2023	2,000,000.00	99.79	1,995,864.04	1.52%	Moodys-Aaa	73
3134GYK76	2,000,000.00	5.63	2,000,000.00	5.72	33,750.00	-4,135.96	S&P-AA+	2.07
FHLMC 5.625 6/17/2027-24		12/18/2023	1,000,000.00	100.06	1,000,603.94	0.76%	Moodys-Aaa	78
3134H1MD2	1,000,000.00	5.63	1,000,000.00	5.61	2,031.25	603.94	S&P-AA+	3.19
FHLMC 6.25 10/24/2028-24		10/24/2023	1,000,000.00	99.97	999,701.41	0.76%	Moodys-Aaa	24
3134H1EB5	1,000,000.00	6.25	1,000,000.00	6.26	11,631.94	-298.59	S&P-AA+	4.18
FHLMC Step 4/28/2025-22		4/28/2022	1,000,000.00	98.80	988,033.68	0.76%	Moodys-Aaa	28
3134GXQR8	1,000,000.00	3.44	1,000,000.00	5.19	6,125.00	-11,966.32	S&P-AA+	1.3
FNMA 0.56 8/21/2025-23		8/21/2020	1,500,000.00	93.95	1,409,305.01	1.14%	Moodys-Aaa	52
3136G4N74	1,500,000.00	0.56	1,500,000.00	4.43	3,033.33	-90,694.99	S&P-AA+	1.63





**Town of Addison | TX**  
**Portfolio Holdings by Asset Class**  
**All Portfolios**

Date: 12/31/2023

Description	Face Amount / Shares	Settlement Date	Cost Value	Market Price	Market Value	% Portfolio	Credit Rating	Days To Call/Maturity
CUSIP		YTM @ Cost	Book Value	YTM @ Market	Accrued Interest	Unre. Gain/Loss	Credit Rating	Duration To Maturity
FNMA 0.625 8/27/2025-21		8/27/2020	1,500,000.00	94.00	1,409,944.80	1.14%	Moodys-Aaa	58
3136G4V59	1,500,000.00	0.63	1,500,000.00	4.43	3,229.17	-90,055.20	S&P-AA+	1.65
FNMA 0.71 7/22/2025-21		7/22/2020	1,499,925.00	94.50	1,417,433.04	1.14%	Moodys-Aaa	22
3136G4A45	1,500,000.00	0.71	1,499,976.66	4.40	4,703.75	-82,543.62	S&P-AA+	1.55
FNMA 5.4 11/25/2024-23		11/25/2022	1,000,000.00	99.77	997,702.94	0.76%	Moodys-Aaa	56
3135GACZ2	1,000,000.00	5.40	1,000,000.00	5.66	5,400.00	-2,297.06	S&P-AA+	0.89
			<b>43,137,790.00</b>		<b>41,842,357.81</b>	<b>32.79%</b>		<b>178</b>
<b>Sub Total Agency   Callable</b>	<b>43,140,000.00</b>	<b>3.09</b>	<b>43,139,242.03</b>	<b>5.07</b>	<b>227,509.46</b>	<b>-1,296,884.22</b>		<b>2.07</b>
<b>CD   Negotiable</b>								
Affinity Federal CU 5.8 11/15/2024		11/15/2023	245,000.00	100.54	246,333.20	0.19%	NCUA Insured	320
00832KBU2	245,000.00	5.80	245,000.00	5.16	1,167.95	1,333.20	NCUA Insured	0.85
Arsenal CU MO 5.1 1/21/2025-24		1/20/2023	245,000.00	99.96	244,906.53	0.19%	NCUA Insured	20
04288LAA6	245,000.00	5.10	245,000.00	5.14	376.56	-93.47	NCUA Insured	1.03
Austin Telco CU TX 5 1/26/2024		1/27/2023	245,000.00	99.97	244,935.24	0.19%	NCUA Insured	26
052392CR6	245,000.00	5.00	245,000.00	5.38	1,006.85	-64.76	NCUA Insured	0.07
Blupeak CU 5.75 11/20/2024		11/21/2023	245,000.00	100.51	246,252.12	0.19%	NCUA Insured	325
09644EAR3	245,000.00	5.75	245,000.00	5.16	385.96	1,252.12	NCUA Insured	0.87
BMW Bank UT 0.65 9/17/2024		9/17/2021	245,000.00	96.89	237,388.39	0.19%	FDIC Insured	261
05580AD68	245,000.00	0.65	245,000.00	5.15	458.12	-7,611.61	FDIC Insured	0.71
Centris Federal CU 5.75 9/20/2024		9/22/2023	245,000.00	100.41	245,998.64	0.19%	NCUA Insured	264
15643VAC6	245,000.00	5.75	245,000.00	5.17	347.36	998.64	NCUA Insured	0.71
City Federal CU TX 4.9 1/18/2024		1/18/2023	245,000.00	99.98	244,941.58	0.19%	NCUA Insured	18
17783PAH4	245,000.00	4.90	245,000.00	5.39	427.58	-58.42	NCUA Insured	0.05
City of Allen CU TX 3.2 7/22/2024		7/22/2022	245,000.00	98.93	242,386.85	0.19%	NCUA Insured	204
22551KAA0	245,000.00	3.20	245,000.00	5.17	3,479.67	-2,613.15	NCUA Insured	0.55



**Town of Addison | TX**  
**Portfolio Holdings by Asset Class**  
**All Portfolios**

Date: 12/31/2023

Description	Face Amount / Shares	Settlement Date	Cost Value	Market Price	Market Value	% Portfolio	Credit Rating	Days To Call/Maturity
CUSIP		YTM @ Cost	Book Value	YTM @ Market	Accrued Interest	Unre. Gain/Loss	Credit Rating	Duration To Maturity
Connexus CR 5.4 6/15/2028-24		6/15/2023	245,000.00	100.38	245,931.52	0.19%	NCUA Insured	167
20825WBN9	245,000.00	5.40	245,000.00	5.30	579.95	931.52	NCUA Insured	3.96
Cross River Bank 5.5 11/30/2028-24		11/30/2023	245,000.00	101.01	247,477.46	0.19%	FDIC Insured	335
227563EQ2	245,000.00	5.50	245,000.00	5.27	36.92	2,477.46	FDIC Insured	4.32
Dannemora Federal CU 5.45 12/28/2028-24		12/28/2023	245,000.00	100.55	246,345.48	0.19%	NCUA Insured	180
236334AD0	245,000.00	5.45	245,000.00	5.33	109.75	1,345.48	NCUA Insured	4.38
DOC Federal CU 3.5 7/1/2024-22		6/29/2022	245,000.00	99.24	243,128.12	0.19%	NCUA Insured	29
24951TAU9	245,000.00	3.50	245,000.00	5.05	46.99	-1,871.88	NCUA Insured	0.5
Farmers Insurance Group 5 1/18/2024		1/18/2023	245,000.00	99.98	244,954.49	0.19%	FDIC Insured	18
30960QAM9	245,000.00	5.00	245,000.00	5.38	436.30	-45.51	FDIC Insured	0.05
GHS Federal CU 5.6 8/17/2028-25		8/17/2023	245,000.00	101.23	248,004.70	0.19%	NCUA Insured	414
36266LAB2	245,000.00	5.60	245,000.00	5.30	526.25	3,004.70	NCUA Insured	4.08
Goldman Sachs Bank 1.05 9/8/2026		9/8/2021	245,000.00	90.48	221,669.27	0.19%	FDIC Insured	982
38149MZJ5	245,000.00	1.05	245,000.00	4.87	803.47	-23,330.73	FDIC Insured	2.65
Liberty Federal CU IA 4.9 1/16/2024		1/13/2023	245,000.00	99.98	244,947.36	0.19%	NCUA Insured	16
53052LAG4	245,000.00	4.90	245,000.00	5.41	986.71	-52.64	NCUA Insured	0.04
Pacific Western Bank, CA 5.35 5/17/2028-24		5/17/2023	245,000.00	100.26	245,647.69	0.19%	FDIC Insured	138
69506YZB8	245,000.00	5.35	245,000.00	5.28	1,580.08	647.69	FDIC Insured	3.94
Pentagon Federal CU 1.25 1/31/2025		1/31/2022	245,000.00	95.91	234,984.12	0.19%	NCUA Insured	397
70962LBA9	245,000.00	1.25	245,000.00	5.14	0.00	-10,015.88	NCUA Insured	1.08
Rogue University CU OR 5.1 1/20/2028-23		1/20/2023	245,000.00	100.01	245,027.87	0.19%	NCUA Insured	20
77535MAM5	245,000.00	5.10	245,000.00	5.10	376.56	27.87	NCUA Insured	3.67
Sallie Mae Bank UT 1.1 8/11/2026		8/12/2021	245,000.00	90.86	222,594.99	0.19%	FDIC Insured	954
795451AK9	245,000.00	1.10	245,000.00	4.87	1,048.47	-22,405.01	FDIC Insured	2.57



## Town of Addison | TX Portfolio Holdings by Asset Class All Portfolios

Date: 12/31/2023

Description	Face Amount / Shares	Settlement Date	Cost Value	Market Price	Market Value	% Portfolio	Credit Rating	Days To Call/Maturity
CUSIP		YTM @ Cost	Book Value	YTM @ Market	Accrued Interest	Unre. Gain/Loss	Credit Rating	Duration To Maturity
Scient Federal CU 5.6 6/21/2024		9/21/2023	245,000.00	100.22	245,536.06	0.19%	NCUA Insured	173
80865MAD9	245,000.00	5.60	245,000.00	5.13	1,127.67	536.06	NCUA Insured	0.47
Space Age Federal CU CO 5.05 1/26/2024		1/27/2023	245,000.00	99.98	244,944.27	0.19%	NCUA Insured	26
84611JAB9	245,000.00	5.05	245,000.00	5.37	135.59	-55.73	NCUA Insured	0.07
State Bank of India NY 1.15 9/28/2026		9/28/2021	245,000.00	90.53	221,799.47	0.19%	FDIC Insured	1002
856285XL0	245,000.00	1.15	245,000.00	4.88	725.60	-23,200.53	FDIC Insured	2.7
Synchrony Bank 0.65 9/17/2024		9/17/2021	245,000.00	96.89	237,388.39	0.19%	FDIC Insured	261
87165FA20	245,000.00	0.65	245,000.00	5.15	458.12	-7,611.61	FDIC Insured	0.71
Technology CU CA 5 1/21/2025		1/19/2023	245,000.00	99.87	244,683.26	0.19%	NCUA Insured	387
87868YAG8	245,000.00	5.00	245,000.00	5.13	402.74	-316.74	NCUA Insured	1.03
Truliant Federal CU 5.15 3/23/2026		3/22/2023	245,000.00	100.70	246,715.81	0.19%	NCUA Insured	813
89789AAH0	245,000.00	5.15	245,000.00	4.82	311.12	1,715.81	FDIC Insured	2.11
Uncle CU CA 5 1/25/2024		1/25/2023	245,000.00	99.97	244,937.56	0.19%	NCUA Insured	25
90307LAB0	245,000.00	5.00	245,000.00	5.38	201.37	-62.44	NCUA Insured	0.07
United Heritage CU TX 5.15 3/21/2025		3/21/2023	245,000.00	100.10	245,239.26	0.19%	NCUA Insured	446
91334AAL7	245,000.00	5.15	245,000.00	5.07	0.00	239.26	NCUA Insured	1.19
Valley Strong CU CA 5.1 7/18/2025-23		1/18/2023	245,000.00	99.99	244,986.56	0.19%	NCUA Insured	18
920133AL9	245,000.00	5.10	245,000.00	5.10	445.03	-13.44	NCUA Insured	1.49
VYStar CU FL 5.2 3/10/2028-25		3/10/2023	245,000.00	100.65	246,600.53	0.19%	NCUA Insured	435
92891CDA7	245,000.00	5.20	245,000.00	5.03	1,047.12	1,600.53	NCUA Insured	3.76
Washington Federal 5.5 11/30/2028-24		11/30/2023	245,000.00	101.01	247,477.46	0.19%	FDIC Insured	335
938828CY4	245,000.00	5.50	245,000.00	5.27	36.92	2,477.46	FDIC Insured	4.32
Worker's CU MA 5.25 5/26/2028-23		5/26/2023	245,000.00	100.04	245,095.88	0.19%	NCUA Insured	26
98138MBY5	245,000.00	5.25	245,000.00	5.24	176.20	95.88	NCUA Insured	3.94
<b>Sub Total CD   Negotiable</b>	<b>7,840,000.00</b>	<b>4.35</b>	<b>7,840,000.00</b>	<b>5.17</b>	<b>19,248.98</b>	<b>-80,739.87</b>	<b>6.08%</b>	<b>282</b>



**Town of Addison | TX**  
**Portfolio Holdings by Asset Class**  
**All Portfolios**

Date: 12/31/2023

Description	Face Amount / Shares	Settlement Date	Cost Value	Market Price	Market Value	% Portfolio	Credit Rating	Days To Call/Maturity
CUSIP		YTM @ Cost	Book Value	YTM @ Market	Accrued Interest	Unre. Gain/Loss	Credit Rating	Duration To Maturity
<b>Commercial Paper</b>								
Toyota Credit PR 0 5/17/2024		8/21/2023	958,725.00	97.90	978,961.00	0.74%	Moody's-P1	138
8923A0EH2	1,000,000.00	5.74	978,903.89	5.61	0.00	57.11	S&P-A1	0.38
Toyota Credit PR 0 7/12/2024		10/16/2023	958,550.00	97.13	971,272.00	0.74%	Moody's-P1	194
8923A0GC1	1,000,000.00	5.77	970,217.41	5.49	0.00	1,054.59	S&P-A1	0.53
			<b>1,917,275.00</b>		<b>1,950,233.00</b>	<b>1.48%</b>		<b>166</b>
<b>Sub Total Commercial Paper</b>	<b>2,000,000.00</b>	<b>5.75</b>	<b>1,949,121.30</b>	<b>5.55</b>	<b>0.00</b>	<b>1,111.70</b>		<b>0.45</b>
<b>LGIP</b>								
LOGIC   Operating LGIP		3/31/2023	28,065,294.01	100.00	28,065,294.01	21.32%	NR	1
LOGIC5010	28,065,294.01	5.55	28,065,294.01	5.55		0.00	NR	0
Texas CLASS LGIP		3/31/2023	3,678,519.27	100.00	3,678,519.27	2.79%	NR	1
TEXASCLASS0001	3,678,519.27	5.57	3,678,519.27	5.57		0.00	NR	0
TexPool   General LGIP		3/31/2023	1,068,112.02	100.00	1,068,112.02	0.81%	NR	1
TEXPOOL0003	1,068,112.02	5.38	1,068,112.02	5.38		0.00	NR	0
TexSTAR   Operating LGIP		3/31/2023	1,065,148.36	100.00	1,065,148.36	0.81%	NR	1
TEXSTAR1110	1,065,148.36	5.36	1,065,148.36	5.36		0.00	NR	0
			<b>33,877,073.66</b>		<b>33,877,073.66</b>	<b>25.73%</b>		<b>1</b>
<b>Sub Total LGIP</b>	<b>33,877,073.66</b>	<b>5.54</b>	<b>33,877,073.66</b>	<b>5.54</b>		<b>0.00</b>		<b>0</b>
<b>Municipal Bonds</b>								
Barbers Hill ISD TX 4 2/15/2026		4/29/2021	572,565.00	99.08	495,385.00	0.4%	Moody's-Aaa	777
067167YR1	500,000.00	0.90	532,140.66	4.46	7,555.56	-36,755.66	S&P-AAA	2.03
Bi-State Development Agency MA 1.344 10/1/2025		4/20/2021	1,548,424.00	94.40	1,439,615.25	1.17%	Moody's-Aa2	640
088632CT9	1,525,000.00	0.99	1,534,216.71	4.71	5,124.00	-94,601.46	S&P-AA	1.73
City of Cedar Park TX 2.95 8/15/2025		10/23/2020	2,619,033.60	97.33	2,297,082.40	1.86%	NR	593
150461M57	2,360,000.00	0.63	2,447,327.96	4.67	26,300.89	-150,245.56	S&P-AA	1.58



## Town of Addison | TX Portfolio Holdings by Asset Class All Portfolios

Date: 12/31/2023

Description	Face Amount / Shares	Settlement Date	Cost Value	Market Price	Market Value	% Portfolio	Credit Rating	Days To Call/Maturity
CUSIP		YTM @ Cost	Book Value	YTM @ Market	Accrued Interest	Unre. Gain/Loss	Credit Rating	Duration To Maturity
Connecticut Green Bank CT 0.85 11/15/2024		5/11/2021	275,000.00	96.29	264,786.50	0.21%	NR	320
207580AQ4	275,000.00	0.85	275,000.00	5.26	298.68	-10,213.50	S&P-AA-	0.87
Connecticut Green Bank CT 1.2 11/15/2025		5/11/2021	200,000.00	93.38	186,756.00	0.15%	NR	685
207580AR2	200,000.00	1.20	200,000.00	4.95	306.67	-13,244.00	S&P-AA-	1.85
Connecticut State GO CT 2.098 7/1/2025-24		4/22/2021	247,346.90	96.36	226,441.30	0.18%	Moodys-Aa3	182
20772KJX8	235,000.00	0.82	239,414.22	4.64	2,465.15	-12,972.92	S&P-AA-	1.47
Connecticut State GO CT 5.73 3/15/2024-24		4/21/2021	1,386,207.90	100.10	1,206,192.95	0.92%	Moodys-Aa3	74
20772GE61	1,205,000.00	0.50	1,217,674.28	5.16	20,330.36	-11,481.33	S&P-AA-	0.21
Connecticut State Housing CT 2.097 11/15/2024		5/19/2021	314,586.00	97.55	292,656.00	0.23%	Moodys-Aaa	320
20775C6C3	300,000.00	0.68	303,649.36	5.00	803.85	-10,993.36	S&P-AAA	0.87
Dallas ISD TX 4 8/15/2025		4/22/2021	3,134,945.00	98.88	2,719,282.50	2.2%	Moodys-Aaa	593
235308D75	2,750,000.00	0.70	2,894,690.44	4.72	41,555.56	-175,407.94	S&P-AAA	1.56
Dallas Water-Sewer TX 1.007 10/1/2025		4/19/2021	1,366,929.00	94.05	1,269,648.00	1.03%	NR	640
23542JQP3	1,350,000.00	0.72	1,356,657.00	4.58	3,398.62	-87,009.00	S&P-AAA	1.73
Florida SBA FL 1.705 7/1/2027-27		10/4/2023	871,190.00	90.54	905,410.00	0.67%	Moodys-Aa3	1277
341271AE4	1,000,000.00	5.57	879,488.16	4.67	8,525.00	25,921.84	S&P-AA	3.38
Foothill-De Anza CC CA 0.906 8/1/2025-25		4/21/2021	705,677.00	94.40	660,793.00	0.53%	Moodys-Aaa	548
345102PG6	700,000.00	0.71	702,100.71	4.61	2,642.50	-41,307.71	S&P-AAA	1.57
Frisco Economical Development TX 1.9 2/15/2028		4/20/2023	446,230.00	90.64	453,185.00	0.34%	Moodys-Aa2	1507
358782CW8	500,000.00	4.40	454,011.70	4.41	3,588.89	-826.70	S&P-AA	3.95
Garfield Heights SD OH 3.1 12/15/2024-23		7/22/2021	262,500.00	98.07	245,170.00	0.19%	Moodys-Aa2	167
365820HB8	250,000.00	1.58	253,515.31	5.20	344.44	-8,345.31	NR	0.95
Hawaii State 5.33 2/1/2026-25		4/23/2021	1,805,790.00	101.27	1,519,110.00	1.24%	Moodys-Aa2	397
419791YT9	1,500,000.00	0.95	1,633,607.79	4.68	33,312.50	-114,497.79	S&P-AA+	1.96



## Town of Addison | TX Portfolio Holdings by Asset Class All Portfolios

Date: 12/31/2023

Description	Face Amount / Shares	Settlement Date	Cost Value	Market Price	Market Value	% Portfolio	Credit Rating	Days To Call/Maturity
CUSIP		YTM @ Cost	Book Value	YTM @ Market	Accrued Interest	Unre. Gain/Loss	Credit Rating	Duration To Maturity
Hernando County W/S FL 0.589 6/1/2024-24		4/29/2021	250,000.00	98.27	245,665.00	0.19%	Moody's-Aa2	152
427908EF1	250,000.00	0.59	250,000.00	4.83	122.71	-4,335.00	NR	0.42
Jackson Energy TN 3.4 4/1/2026-23		9/29/2021	2,014,570.25	97.57	1,878,222.50	1.5%	NR	92
46873TAD5	1,925,000.00	2.31	1,969,730.64	4.55	16,362.50	-91,508.14	S&P-AA	2.17
Jefferson County MO 0.65 3/1/2024		5/6/2021	200,000.00	99.30	198,594.00	0.15%	NR	61
473142QW0	200,000.00	0.65	200,000.00	4.89	433.33	-1,406.00	S&P-AA+	0.17
Jefferson County MO 0.95 3/1/2025		5/6/2021	280,000.00	95.48	267,344.00	0.21%	NR	426
473142QX8	280,000.00	0.95	280,000.00	4.99	886.67	-12,656.00	S&P-A+	1.16
Jefferson County MO 1.2 3/1/2026		5/6/2021	300,000.00	92.98	278,928.00	0.23%	NR	791
473142QY6	300,000.00	1.20	300,000.00	4.64	1,200.00	-21,072.00	S&P-AA+	2.14
Kansas City MO 1.475 4/1/2026		4/21/2021	1,019,450.00	93.31	933,060.00	0.77%	Moody's-A1	822
485106UX4	1,000,000.00	1.07	1,008,846.79	4.64	3,687.50	-75,786.79	S&P-AA-	2.21
Maine Health & Higher Education 0.711 7/1/2024		5/19/2021	250,000.00	97.77	244,425.00	0.19%	Moody's-A1	153
56042RJ37	250,000.00	0.71	250,000.00	5.29	888.75	-5,575.00	S&P-AA	0.5
Maine Health & Higher Education 1.304 7/1/2026		7/8/2021	202,458.00	91.75	183,492.00	0.15%	Moody's-A1	883
56042RJ52	200,000.00	1.05	201,233.06	4.85	1,304.00	-17,741.06	S&P-AA	2.45
Maryland State 2.198 3/1/2025-25		5/19/2021	278,939.00	96.95	256,925.45	0.2%	Moody's-Aa1	398
57419TDX6	265,000.00	0.78	269,289.70	4.92	1,941.57	-12,364.25	NR	1.15
Massachusetts State 5.203 6/1/2025-25		4/22/2021	1,173,160.00	100.27	1,002,680.00	0.8%	Moody's-Aa1	487
57604TAB2	1,000,000.00	0.90	1,059,682.48	5.00	4,335.83	-57,002.48	S&P-AAA	1.38
Missouri State 0.704 1/1/2024-23		9/21/2022	958,220.00	100.00	1,000,000.00	0.76%	Moody's-Aaa	1
60636UJQ3	1,000,000.00	4.09	1,000,000.00	0.00	3,520.00	0.00	S&P-AAA	0
Mosaic District VA 1.711 3/1/2026-26		4/22/2021	257,205.00	93.29	233,235.00	0.19%	Moody's-A2	763
61945DAZ4	250,000.00	1.10	253,210.35	5.02	1,425.83	-19,975.35	S&P-AA	2.12



## Town of Addison | TX Portfolio Holdings by Asset Class All Portfolios

Date: 12/31/2023

Description	Face Amount / Shares	Settlement Date	Cost Value	Market Price	Market Value	% Portfolio	Credit Rating	Days To Call/Maturity
CUSIP		YTM @ Cost	Book Value	YTM @ Market	Accrued Interest	Unre. Gain/Loss	Credit Rating	Duration To Maturity
New York City 2.28 5/1/2026-26		12/13/2023	944,930.00	95.17	951,740.00	0.72%	Moodys-Aa1	851
64971WJ76	1,000,000.00	4.75	946,069.38	4.48	3,800.00	5,670.62	S&P-AAA	2.28
New York City NY 3.78 2/1/2026-24		4/16/2021	761,936.00	98.53	689,717.00	0.55%	Moodys-Aa1	32
64971WDP2	700,000.00	1.84	726,953.30	4.53	11,025.00	-37,236.30	S&P-AAA	1.99
New York City NY 5.075 11/1/2025-25		4/16/2021	614,411.20	100.20	521,060.80	0.42%	Moodys-Aa1	640
64971M5K4	520,000.00	0.98	558,128.69	4.95	4,398.33	-37,067.89	S&P-AAA	1.76
New York NY   Sinking 5.047 10/1/2024-22		4/16/2021	2,157,877.62	99.90	1,940,854.27	1.51%	Moodys-Aa2	275
64966H4M9	1,942,738.73	1.73	1,989,545.05	5.17	24,512.51	-48,690.78	S&P-AA	0.74
New York State NY 2.406 1/1/2026-25		4/22/2021	423,820.00	95.95	383,816.00	0.31%	Moodys-A1	701
650009S20	400,000.00	1.10	410,158.94	4.55	4,812.00	-26,342.94	S&P-A	1.94
Niagara Falls NY 2.4 7/15/2026		12/13/2023	972,289.35	94.89	982,070.10	0.74%	S&P-AA	927
653438CL3	1,035,000.00	4.92	973,483.84	4.56	11,454.00	8,586.26	None	2.45
Oklahoma State OK 5.34 7/1/2024-24		3/6/2023	249,475.00	100.00	249,997.50	0.19%	NR	153
679087FD3	250,000.00	5.50	249,801.76	5.34	6,675.00	195.74	S&P-AA-	0.49
Omaha NE 0.983 4/15/2026		5/21/2021	752,970.00	92.36	692,707.50	0.57%	Moodys-Aa2	836
6817126Z3	750,000.00	0.90	751,386.22	4.53	1,556.42	-58,678.72	S&P-AA+	2.26
Omaha Special OB   Sinking 6.4 2/1/2026-17		6/15/2021	474,712.25	101.03	429,377.50	0.34%	Moodys-Aa3	32
68189TBA3	425,000.00	3.63	447,417.52	5.86	11,333.33	-18,040.02	S&P-AA+	1.93
Oregon State   Sinking 5.892 6/1/2027-24		11/17/2022	1,037,350.00	102.33	1,023,330.00	0.78%	Moodys-Aa1	153
68607LXQ5	1,000,000.00	4.96	1,028,125.27	5.14	4,910.00	-4,795.27	S&P-AA+	3.13
Pennsylvania State   Sinking 4.65 2/15/2026-26		6/9/2021	1,258,124.80	99.44	1,128,655.35	0.9%	Moodys-Aa3	746
70914PME9	1,135,000.00	2.20	1,190,841.52	4.93	19,938.17	-62,186.17	S&P-A+	2.01
San Antonio TX 5.635 2/1/2026-25		12/21/2023	2,020,460.00	101.22	2,024,440.00	1.53%	Moodys-Aaa	398
79623PQQ1	2,000,000.00	5.12	2,020,195.32	5.02	37,566.67	4,244.68	S&P-AAA	1.96



## Town of Addison | TX Portfolio Holdings by Asset Class All Portfolios

Date: 12/31/2023

Description	Face Amount / Shares	Settlement Date	Cost Value	Market Price	Market Value	% Portfolio	Credit Rating	Days To Call/Maturity
CUSIP		YTM @ Cost	Book Value	YTM @ Market	Accrued Interest	Unre. Gain/Loss	Credit Rating	Duration To Maturity
San Francisco CA 1.286 8/1/2024		12/15/2021	457,652.65	97.90	445,449.55	0.35%	NR	214
79770GJA5	455,000.00	1.06	455,589.17	4.98	2,438.04	-10,139.62	S&P-AA	0.58
San Joaquin Hills CA 2.153 1/15/2027-26		1/24/2022	757,177.50	92.88	696,592.50	0.57%	Moody's-A1	1080
798111HF0	750,000.00	1.95	754,387.13	4.69	7,445.79	-57,794.63	S&P-AA	2.92
Savannah GA Hosp Auth   Sinking 6 7/1/2027-24		9/21/2023	1,502,805.00	101.35	1,520,250.00	1.14%	Moody's-A2	183
804833EZ0	1,500,000.00	5.94	1,502,599.56	5.57	45,000.00	17,650.44	Fitch-A	3.12
South Dakota Educational 1.495 6/1/2026-26		9/23/2021	1,008,150.00	92.31	923,080.00	0.76%	Moody's-Aaa	852
83754LAX5	1,000,000.00	1.32	1,000,238.58	4.91	1,245.83	-77,158.58	S&P-AA	2.38
South Texas ISD   Sinking 5.25 8/15/2028-24		12/11/2023	580,208.80	100.03	580,185.60	0.44%	Moody's-Aa3	8
84055RBB3	580,000.00	5.24	580,206.36	5.24	11,503.33	-20.76	None	4.08
Sun City Fire District AZ 1.099 7/1/2024		11/8/2021	601,386.00	98.04	588,222.00	0.46%	NR	183
86666PAC2	600,000.00	1.01	600,261.40	5.13	3,297.00	-12,039.40	Fitch-A+	0.5
Sun City Fire District AZ 1.707 7/1/2026-26		11/8/2021	503,700.00	93.02	465,075.00	0.38%	NR	883
86666PAE8	500,000.00	1.54	501,990.80	4.70	4,267.50	-36,915.80	S&P-A+	2.43
Texas Public Finance TX 0.503 2/1/2024		12/23/2020	1,000,000.00	99.65	996,510.00	0.76%	Moody's-Aa1	32
882669BS2	1,000,000.00	0.50	1,000,000.00	4.70	2,095.83	-3,490.00	S&P-AA+	0.08
Texas Womans University TX 4 7/1/2025		5/12/2021	359,657.55	101.63	320,125.05	0.25%	Moody's-Aaa	548
882874KQ2	315,000.00	0.53	331,177.27	2.88	6,300.00	-11,052.22	NR	1.44
Tredyffrin Easttown SD PA 1.159 2/15/2026		5/6/2021	277,475.00	93.29	256,539.25	0.21%	Moody's-Aaa	777
894673TA0	275,000.00	0.97	276,100.63	4.51	1,204.07	-19,561.38	NR	2.09
University of Oklahoma OK 3.023 7/1/2025-22		7/1/2021	307,275.00	97.29	291,858.00	0.23%	NR	1
91476PDR6	300,000.00	2.38	302,725.63	4.92	4,534.50	-10,867.63	S&P-A+	1.45
Virginia College VA 4.75 9/1/2024-24		5/6/2021	857,279.85	99.64	752,289.55	0.59%	Moody's-Aa1	214
927781VU5	755,000.00	0.62	775,574.02	5.29	11,954.17	-23,284.47	S&P-AA+	0.66





**Town of Addison | TX**  
**Portfolio Holdings by Asset Class**  
**All Portfolios**

Date: 12/31/2023

Description	Face Amount / Shares	Settlement Date	Cost Value	Market Price	Market Value	% Portfolio	Credit Rating	Days To Call/Maturity
CUSIP		YTM @ Cost	Book Value	YTM @ Market	Accrued Interest	Unre. Gain/Loss	Credit Rating	Duration To Maturity
			42,821,550.22		39,758,027.37	31.36%		481
<b>Sub Total Municipal Bonds</b>	<b>40,757,738.73</b>	<b>2.07</b>	<b>41,338,444.68</b>	<b>4.72</b>	<b>435,928.85</b>	<b>-1,580,417.31</b>		<b>1.76</b>
<b>Treasury Note</b>								
T-Note 2 5/31/2024		4/13/2022	991,312.56	98.67	986,679.69	0.76%	Moody's-Aaa	152
912828XT2	1,000,000.00	2.42	998,313.88	5.27	1,693.99	-11,634.19	S&P-AA+	0.42
			<b>991,312.56</b>		<b>986,679.69</b>	<b>0.76%</b>		<b>152</b>
<b>Sub Total Treasury Note</b>	<b>1,000,000.00</b>	<b>2.42</b>	<b>998,313.88</b>	<b>5.27</b>	<b>1,693.99</b>	<b>-11,634.19</b>		<b>0.42</b>
			<b>133,084,251.44</b>		<b>128,576,013.50</b>	<b>100.00%</b>		<b>241</b>
<b>TOTAL PORTFOLIO</b>	<b>131,114,812.39</b>	<b>3.47</b>	<b>131,642,177.03</b>	<b>5.09</b>	<b>697,863.78</b>	<b>-3,066,163.53</b>		<b>1.38</b>



## Town of Addison | TX Transaction Summary by Action All Portfolios

Begin Date: 9/30/2023, End Date: 12/31/2023

Action	Settlement Date	CUSIP	Face Amount / Shares	Description	Purchase Price	Principal	Interest / Dividends	YTM @ Cost	Total
<b>Buy Transactions</b>									
Buy	10/4/2023	341271AE4	1,000,000.00	Florida SBA FL 1.705 7/1/2027-27	87.12	871,190.00	4,404.58	5.57	875,594.58
Buy	10/16/2023	8923A0GC1	1,000,000.00	Toyota Credit PR 0 7/12/2024	95.86	958,550.00	0.00	5.77	958,550.00
Buy	10/24/2023	3134H1EB5	1,000,000.00	FHLMC 6.25 10/24/2028-24	100.00	1,000,000.00	0.00	6.25	1,000,000.00
Buy	11/15/2023	00832KBU2	245,000.00	Affinity Federal CU 5.8 11/15/2024	100.00	245,000.00	0.00	5.80	245,000.00
Buy	11/21/2023	09644EAR3	245,000.00	Blupeak CU 5.75 11/20/2024	100.00	245,000.00	0.00	5.75	245,000.00
Buy	11/30/2023	227563EQ2	245,000.00	Cross River Bank 5.5 11/30/2028-24	100.00	245,000.00	0.00	5.50	245,000.00
Buy	11/30/2023	938828CY4	245,000.00	Washington Federal 5.5 11/30/2028-24	100.00	245,000.00	0.00	5.50	245,000.00
Buy	12/11/2023	84055RBB3	580,000.00	South Texas ISD   Sinking 5.25 8/15/2028-24	100.04	580,208.80	9,811.67	5.24	590,020.47
Buy	12/13/2023	64971WJ76	1,000,000.00	New York City 2.28 5/1/2026-26	94.49	944,930.00	2,660.00	4.75	947,590.00
Buy	12/13/2023	653438CL3	1,035,000.00	Niagara Falls NY 2.4 7/15/2026	93.94	972,289.35	10,212.00	4.92	982,501.35
Buy	12/18/2023	3134H1MD2	1,000,000.00	FHLMC 5.625 6/17/2027-24	100.00	1,000,000.00	0.00	5.63	1,000,000.00
Buy	12/20/2023	31424WDR0	1,000,000.00	FAMC 5.6 9/20/2028-24	100.00	1,000,000.00	0.00	5.60	1,000,000.00
Buy	12/21/2023	79623PQQ1	2,000,000.00	San Antonio TX 5.635 2/1/2026-25	101.02	2,020,460.00	34,749.17	5.12	2,055,209.17
Buy	12/28/2023	236334AD0	245,000.00	Dannemora Federal CU 5.45 12/28/2028-24	100.00	245,000.00	0.00	5.45	245,000.00
<b>Subtotal</b>			<b>10,840,000.00</b>			<b>10,572,628.15</b>	<b>61,837.42</b>		<b>10,634,465.57</b>
Deposit	10/31/2023	LOGIC5010	117,199.47	LOGIC   Operating LGIP	100.00	117,199.47	0.00	0.00	117,199.47
Deposit	10/31/2023	LOGIC5010	4,679,949.52	LOGIC   Operating LGIP	100.00	4,679,949.52	0.00	0.00	4,679,949.52
Deposit	10/31/2023	TEXSTAR1110	4,750.73	TexSTAR   Operating LGIP	100.00	4,750.73	0.00	0.00	4,750.73
Deposit	10/31/2023	TEXASCLASS0001	17,150.75	Texas CLASS LGIP	100.00	17,150.75	0.00	0.00	17,150.75
Deposit	10/31/2023	TEXPOOL0003	4,796.19	TexPool   General LGIP	100.00	4,796.19	0.00	0.00	4,796.19
Deposit	11/30/2023	LOGIC5010	110,409.68	LOGIC   Operating LGIP	100.00	110,409.68	0.00	0.00	110,409.68
Deposit	11/30/2023	LOGIC5010	2,825,434.67	LOGIC   Operating LGIP	100.00	2,825,434.67	0.00	0.00	2,825,434.67
Deposit	11/30/2023	TEXSTAR1110	4,625.48	TexSTAR   Operating LGIP	100.00	4,625.48	0.00	0.00	4,625.48
Deposit	11/30/2023	TEXASCLASS0001	16,768.63	Texas CLASS LGIP	100.00	16,768.63	0.00	0.00	16,768.63
Deposit	11/30/2023	TEXPOOL0003	4,674.36	TexPool   General LGIP	100.00	4,674.36	0.00	0.00	4,674.36
Deposit	12/31/2023	LOGIC5010	128,292.53	LOGIC   Operating LGIP	100.00	128,292.53	0.00	0.00	128,292.53



## Town of Addison | TX Transaction Summary by Action All Portfolios

Begin Date: 9/30/2023, End Date: 12/31/2023

Action	Settlement Date	CUSIP	Face Amount / Shares	Description	Purchase Price	Principal	Interest / Dividends	YTM @ Cost	Total
Deposit	12/31/2023	LOGIC5010	8,231,841.00	LOGIC   Operating LGIP	100.00	8,231,841.00	0.00	0.00	8,231,841.00
Deposit	12/31/2023	TEXSTAR1110	4,806.99	TexSTAR   Operating LGIP	100.00	4,806.99	0.00	0.00	4,806.99
Deposit	12/31/2023	TEXASCLASS0001	17,374.00	Texas CLASS LGIP	100.00	17,374.00	0.00	0.00	17,374.00
Deposit	12/31/2023	TEXPOOL0003	4,848.87	TexPool   General LGIP	100.00	4,848.87	0.00	0.00	4,848.87
<b>Subtotal</b>			<b>16,172,922.87</b>			<b>16,172,922.87</b>	<b>0.00</b>		<b>16,172,922.87</b>
<b>Total Buy Transactions</b>			<b>27,012,922.87</b>			<b>26,745,551.02</b>	<b>61,837.42</b>		<b>26,807,388.44</b>
<b>Sell Transactions</b>									
Called	10/1/2023	64966H4M9	1,851,910.98	New York NY   Sinking 5.047 10/1/2024-22	0.00	1,851,910.98	0.00	0.00	1,851,910.98
Called	11/15/2023	3130ATQD2	1,000,000.00	FHLB Step 11/15/2024-23	0.00	1,000,000.00	0.00	0.00	1,000,000.00
Called	12/24/2023	3130AWKC3	1,000,000.00	FHLB 6 7/24/2028-23	0.00	1,000,000.00	25,000.00	0.00	1,025,000.00
Called	12/26/2023	3134H1CB7	1,500,000.00	FHLMC 6 3/25/2027-23	0.00	1,500,000.00	22,500.00	0.00	1,522,500.00
Called	12/28/2023	3134H1CJ0	1,500,000.00	FHLMC 6.25 9/28/2028-23	0.00	1,500,000.00	23,437.50	0.00	1,523,437.50
<b>Subtotal</b>			<b>6,851,910.98</b>			<b>6,851,910.98</b>	<b>70,937.50</b>		<b>6,922,848.48</b>
Matured	10/1/2023	432275AF2	250,000.00	Hillsborough County FL 3.751 10/1/2023	0.00	250,000.00	0.00	0.00	250,000.00
Matured	10/13/2023	8923A1XD8	1,000,000.00	Toyota Motor Credit 0 10/13/2023	0.00	1,000,000.00	0.00	0.00	1,000,000.00
Matured	10/25/2023	3134GXQM9	1,000,000.00	FHLMC 2.4 10/25/2023-22	0.00	1,000,000.00	0.00	0.00	1,000,000.00
Matured	11/15/2023	207580AP6	300,000.00	Connecticut Green Bank CT 0.55 11/15/2023	0.00	300,000.00	0.00	0.00	300,000.00
Matured	11/20/2023	53948BYL7	1,000,000.00	Lloyds Bank 0 11/20/2023	0.00	1,000,000.00	0.00	0.00	1,000,000.00
Matured	11/20/2023	549104TM9	248,000.00	Luana Savings Bank IA 0.2 11/20/2023	0.00	248,000.00	0.00	0.00	248,000.00
Matured	12/1/2023	64763FTY5	360,000.00	New Orleans LA 5 12/1/2023	0.00	360,000.00	0.00	0.00	360,000.00
Matured	12/1/2023	8923A1Z12	1,000,000.00	Toyota Motor Credit PR 0 12/1/2023	0.00	1,000,000.00	0.00	0.00	1,000,000.00
Matured	12/1/2023	084244HX3	1,010,000.00	Berkeley County VA 0.886 12/1/2023	0.00	1,010,000.00	0.00	0.00	1,010,000.00
Matured	12/1/2023	64966JAP1	1,000,000.00	New York NY 5.687 12/1/2023-22	0.00	1,000,000.00	0.00	0.00	1,000,000.00
Matured	12/6/2023	3130ATVJ3	1,000,000.00	FHLB 5 12/6/2023	0.00	1,000,000.00	0.00	0.00	1,000,000.00
<b>Subtotal</b>			<b>8,168,000.00</b>			<b>8,168,000.00</b>	<b>0.00</b>		<b>8,168,000.00</b>
Withdraw	10/31/2023	LOGIC5010	4,700,000.00	LOGIC   Operating LGIP	0.00	4,700,000.00	0.00	0.00	4,700,000.00
Withdraw	11/30/2023	LOGIC5010	2,100,000.00	LOGIC   Operating LGIP	0.00	2,100,000.00	0.00	0.00	2,100,000.00



## Town of Addison | TX Transaction Summary by Action All Portfolios

Begin Date: 9/30/2023, End Date: 12/31/2023

Action	Settlement Date	CUSIP	Face Amount / Shares	Description	Purchase Price	Principal	Interest / Dividends	YTM @ Cost	Total
Withdraw	12/31/2023	LOGIC5010	5,600,000.00	LOGIC   Operating LGIP	0.00	5,600,000.00	0.00	0.00	5,600,000.00
<b>Subtotal</b>			<b>12,400,000.00</b>			<b>12,400,000.00</b>	<b>0.00</b>		<b>12,400,000.00</b>
<b>Total Sell Transactions</b>			<b>27,419,910.98</b>			<b>27,419,910.98</b>	<b>70,937.50</b>		<b>27,490,848.48</b>
<b>Interest/Dividends</b>									
Interest	10/1/2023	46873TAD5	0.00	Jackson Energy TN 3.4 4/1/2026-23		0.00	32,725.00	0.00	32,725.00
Interest	10/1/2023	23542JQP3	0.00	Dallas Water-Sewer TX 1.007 10/1/2025		0.00	6,797.25	0.00	6,797.25
Interest	10/1/2023	052392CR6	0.00	Austin Telco CU TX 5 1/26/2024		0.00	1,006.85	0.00	1,006.85
Interest	10/1/2023	92891CDA7	0.00	VYStar CU FL 5.2 3/10/2028-25		0.00	1,047.12	0.00	1,047.12
Interest	10/1/2023	80865MAD9	0.00	Scient Federal CU 5.6 6/21/2024		0.00	375.89	0.00	375.89
Interest	10/1/2023	53052LAG4	0.00	Liberty Federal CU IA 4.9 1/16/2024		0.00	986.71	0.00	986.71
Interest	10/1/2023	432275AF2	0.00	Hillsborough County FL 3.751 10/1/2023		0.00	4,688.75	0.00	4,688.75
Interest	10/1/2023	088632CT9	0.00	Bi-State Development Agency MA 1.344 10/1/2025		0.00	10,248.00	0.00	10,248.00
Interest	10/1/2023	64966H4M9	0.00	New York NY   Sinking 5.047 10/1/2024-22		0.00	95,757.99	0.00	95,757.99
Interest	10/1/2023	485106UX4	0.00	Kansas City MO 1.475 4/1/2026		0.00	7,375.00	0.00	7,375.00
Interest	10/7/2023	3130APAF2	0.00	FHLB 0.52 10/7/2024-22		0.00	2,600.00	0.00	2,600.00
Interest	10/14/2023	3130ARGS4	0.00	FHLB Step 4/14/2027-23		0.00	15,000.00	0.00	15,000.00
Interest	10/15/2023	20825WBN9	0.00	Connexus CR 5.4 6/15/2028-24		0.00	1,087.40	0.00	1,087.40
Interest	10/15/2023	6817126Z3	0.00	Omaha NE 0.983 4/15/2026		0.00	3,686.25	0.00	3,686.25
Interest	10/17/2023	36266LAB2	0.00	GHS Federal CU 5.6 8/17/2028-25		0.00	1,127.67	0.00	1,127.67
Interest	10/18/2023	17783PAH4	0.00	City Federal CU TX 4.9 1/18/2024		0.00	986.71	0.00	986.71
Interest	10/18/2023	920133AL9	0.00	Valley Strong CU CA 5.1 7/18/2025-23		0.00	1,026.99	0.00	1,026.99
Interest	10/18/2023	30960QAM9	0.00	Farmers Insurance Group 5 1/18/2024		0.00	1,006.85	0.00	1,006.85
Interest	10/19/2023	87868YAG8	0.00	Technology CU CA 5 1/21/2025		0.00	1,006.85	0.00	1,006.85
Interest	10/20/2023	04288LAA6	0.00	Arsenal CU MO 5.1 1/21/2025-24		0.00	1,026.99	0.00	1,026.99
Interest	10/20/2023	77535MAM5	0.00	Rogue Univesrity CU OR 5.1 1/20/2028-23		0.00	1,026.99	0.00	1,026.99
Interest	10/22/2023	89789AAH0	0.00	Truiliant Federal CU 5.15 3/23/2026		0.00	1,037.05	0.00	1,037.05
Interest	10/22/2023	15643VAC6	0.00	Centris Federal CU 5.75 9/20/2024		0.00	1,157.88	0.00	1,157.88
Interest	10/25/2023	3134GXQM9	0.00	FHLMC 2.4 10/25/2023-22		0.00	12,000.00	0.00	12,000.00



## Town of Addison | TX Transaction Summary by Action All Portfolios

Begin Date: 9/30/2023, End Date: 12/31/2023

Action	Settlement Date	CUSIP	Face Amount / Shares	Description	Purchase Price	Principal	Interest / Dividends	YTM @ Cost	Total
Interest	10/25/2023	90307LAB0	0.00	Uncle CU CA 5 1/25/2024		0.00	1,006.85	0.00	1,006.85
Interest	10/26/2023	98138MBY5	0.00	Worker's CU MA 5.25 5/26/2028-23		0.00	1,057.19	0.00	1,057.19
Interest	10/27/2023	84611JAB9	0.00	Space Age Federal CU CO 5.05 1/26/2024		0.00	1,016.92	0.00	1,016.92
Interest	10/28/2023	3133EMXQ0	0.00	FFCB 0.94 4/28/2026-22		0.00	4,700.00	0.00	4,700.00
Interest	10/28/2023	3134GXQR8	0.00	FHLMC Step 4/28/2025-22		0.00	15,000.00	0.00	15,000.00
Interest	10/29/2023	24951TAU9	0.00	DOC Federal CU 3.5 7/1/2024-22		0.00	704.79	0.00	704.79
Interest	10/31/2023	LOGIC5010	0.00	LOGIC   Operating LGIP		0.00	117,199.47	0.00	117,199.47
Interest	10/31/2023	TEXSTAR1110	0.00	TexSTAR   Operating LGIP		0.00	4,750.73	0.00	4,750.73
Interest	10/31/2023	91334AAL7	0.00	United Heritage CU TX 5.15 3/21/2025		0.00	1,071.62	0.00	1,071.62
Interest	10/31/2023	TEXASCLASS0001	0.00	Texas CLASS LGIP		0.00	17,150.75	0.00	17,150.75
Interest	10/31/2023	70962LBA9	0.00	Pentagon Federal CU 1.25 1/31/2025		0.00	260.10	0.00	260.10
Interest	10/31/2023	TEXPOOL0003	0.00	TexPool   General LGIP		0.00	4,796.19	0.00	4,796.19
Interest	11/1/2023	052392CR6	0.00	Austin Telco CU TX 5 1/26/2024		0.00	1,040.41	0.00	1,040.41
Interest	11/1/2023	64971M5K4	0.00	New York City NY 5.075 11/1/2025-25		0.00	13,195.00	0.00	13,195.00
Interest	11/1/2023	92891CDA7	0.00	VYStar CU FL 5.2 3/10/2028-25		0.00	1,082.03	0.00	1,082.03
Interest	11/1/2023	80865MAD9	0.00	Scient Federal CU 5.6 6/21/2024		0.00	1,165.26	0.00	1,165.26
Interest	11/1/2023	53052LAG4	0.00	Liberty Federal CU IA 4.9 1/16/2024		0.00	1,019.60	0.00	1,019.60
Interest	11/12/2023	3130AMDE9	0.00	FHLB Step 5/12/2026-21		0.00	7,500.00	0.00	7,500.00
Interest	11/15/2023	3130ATQD2	0.00	FHLB Step 11/15/2024-23		0.00	23,250.00	0.00	23,250.00
Interest	11/15/2023	20825WBN9	0.00	Connexus CR 5.4 6/15/2028-24		0.00	1,123.64	0.00	1,123.64
Interest	11/15/2023	207580AP6	0.00	Connecticut Green Bank CT 0.55 11/15/2023		0.00	825.00	0.00	825.00
Interest	11/15/2023	3130AVZ62	0.00	FHLB 5.5 5/15/2025-23		0.00	58,850.00	0.00	58,850.00
Interest	11/15/2023	20775C6C3	0.00	Connecticut State Housing CT 2.097 11/15/2024		0.00	3,145.50	0.00	3,145.50
Interest	11/15/2023	207580AR2	0.00	Connecticut Green Bank CT 1.2 11/15/2025		0.00	1,200.00	0.00	1,200.00
Interest	11/15/2023	207580AQ4	0.00	Connecticut Green Bank CT 0.85 11/15/2024		0.00	1,168.75	0.00	1,168.75
Interest	11/17/2023	36266LAB2	0.00	GHS Federal CU 5.6 8/17/2028-25		0.00	1,165.26	0.00	1,165.26



## Town of Addison | TX Transaction Summary by Action All Portfolios

Begin Date: 9/30/2023, End Date: 12/31/2023

Action	Settlement Date	CUSIP	Face Amount / Shares	Description	Purchase Price	Principal	Interest / Dividends	YTM @ Cost	Total
Interest	11/17/2023	69506YZB8	0.00	Pacific Western Bank, CA 5.35 5/17/2028-24		0.00	6,607.62	0.00	6,607.62
Interest	11/18/2023	17783PAH4	0.00	City Federal CU TX 4.9 1/18/2024		0.00	1,019.60	0.00	1,019.60
Interest	11/18/2023	3134GYRX2	0.00	FHLMC 5.375 5/18/2026-23		0.00	26,875.00	0.00	26,875.00
Interest	11/18/2023	920133AL9	0.00	Valley Strong CU CA 5.1 7/18/2025-23		0.00	1,061.22	0.00	1,061.22
Interest	11/18/2023	30960QAM9	0.00	Farmers Insurance Group 5 1/18/2024		0.00	1,040.41	0.00	1,040.41
Interest	11/19/2023	87868YAG8	0.00	Technology CU CA 5 1/21/2025		0.00	1,040.41	0.00	1,040.41
Interest	11/20/2023	04288LAA6	0.00	Arsenal CU MO 5.1 1/21/2025-24		0.00	1,061.22	0.00	1,061.22
Interest	11/20/2023	77535MAM5	0.00	Rogue Univesity CU OR 5.1 1/20/2028-23		0.00	1,061.22	0.00	1,061.22
Interest	11/20/2023	549104TM9	0.00	Luana Savings Bank IA 0.2 11/20/2023		0.00	252.76	0.00	252.76
Interest	11/22/2023	89789AAH0	0.00	Truliant Federal CU 5.15 3/23/2026		0.00	1,071.62	0.00	1,071.62
Interest	11/22/2023	15643VAC6	0.00	Centris Federal CU 5.75 9/20/2024		0.00	1,196.47	0.00	1,196.47
Interest	11/23/2023	3133EM3E0	0.00	FFCB 0.61 5/23/2025-21		0.00	3,050.00	0.00	3,050.00
Interest	11/25/2023	90307LAB0	0.00	Uncle CU CA 5 1/25/2024		0.00	1,040.41	0.00	1,040.41
Interest	11/25/2023	3135GACZ2	0.00	FNMA 5.4 11/25/2024-23		0.00	27,000.00	0.00	27,000.00
Interest	11/26/2023	98138MBY5	0.00	Worker's CU MA 5.25 5/26/2028-23		0.00	1,092.43	0.00	1,092.43
Interest	11/27/2023	84611JAB9	0.00	Space Age Federal CU CO 5.05 1/26/2024		0.00	1,050.82	0.00	1,050.82
Interest	11/28/2023	3134GY2N1	0.00	FHLMC 5.17 5/28/2024-23		0.00	25,850.00	0.00	25,850.00
Interest	11/29/2023	24951TAU9	0.00	DOC Federal CU 3.5 7/1/2024-22		0.00	728.29	0.00	728.29
Interest	11/30/2023	LOGIC5010	0.00	LOGIC   Operating LGIP		0.00	110,409.68	0.00	110,409.68
Interest	11/30/2023	TEXSTAR1110	0.00	TexSTAR   Operating LGIP		0.00	4,625.48	0.00	4,625.48
Interest	11/30/2023	91334AAL7	0.00	United Heritage CU TX 5.15 3/21/2025		0.00	1,037.05	0.00	1,037.05
Interest	11/30/2023	912828XT2	0.00	T-Note 2 5/31/2024		0.00	10,000.00	0.00	10,000.00
Interest	11/30/2023	TEXASCLASS0001	0.00	Texas CLASS LGIP		0.00	16,768.63	0.00	16,768.63
Interest	11/30/2023	70962LBA9	0.00	Pentagon Federal CU 1.25 1/31/2025		0.00	251.71	0.00	251.71
Interest	11/30/2023	TEXPOOL0003	0.00	TexPool   General LGIP		0.00	4,674.36	0.00	4,674.36
Interest	12/1/2023	64763FTY5	0.00	New Orleans LA 5 12/1/2023		0.00	9,000.00	0.00	9,000.00
Interest	12/1/2023	83754LAX5	0.00	South Dakota Educational 1.495 6/1/2026-26		0.00	7,475.00	0.00	7,475.00



## Town of Addison | TX Transaction Summary by Action All Portfolios

Begin Date: 9/30/2023, End Date: 12/31/2023

Action	Settlement Date	CUSIP	Face Amount / Shares	Description	Purchase Price	Principal	Interest / Dividends	YTM @ Cost	Total
Interest	12/1/2023	052392CR6	0.00	Austin Telco CU TX 5 1/26/2024		0.00	1,006.85	0.00	1,006.85
Interest	12/1/2023	57604TAB2	0.00	Massachusetts State 5.203 6/1/2025-25		0.00	26,015.00	0.00	26,015.00
Interest	12/1/2023	92891CDA7	0.00	VYStar CU FL 5.2 3/10/2028-25		0.00	1,047.12	0.00	1,047.12
Interest	12/1/2023	80865MAD9	0.00	Scient Federal CU 5.6 6/21/2024		0.00	1,127.67	0.00	1,127.67
Interest	12/1/2023	53052LAG4	0.00	Liberty Federal CU IA 4.9 1/16/2024		0.00	986.71	0.00	986.71
Interest	12/1/2023	084244HX3	0.00	Berkeley County VA 0.886 12/1/2023		0.00	4,474.30	0.00	4,474.30
Interest	12/1/2023	00832KBU2	0.00	Affinity Federal CU 5.8 11/15/2024		0.00	622.90	0.00	622.90
Interest	12/1/2023	64966JAP1	0.00	New York NY 5.687 12/1/2023-22		0.00	28,435.00	0.00	28,435.00
Interest	12/1/2023	427908EF1	0.00	Hernando County W/S FL 0.589 6/1/2024-24		0.00	736.25	0.00	736.25
Interest	12/1/2023	68607LXQ5	0.00	Oregon State   Sinking 5.892 6/1/2027-24		0.00	29,460.00	0.00	29,460.00
Interest	12/6/2023	3130ATVJ3	0.00	FHLB 5 12/6/2023		0.00	25,000.00	0.00	25,000.00
Interest	12/6/2023	3133EPLV5	0.00	FFCB 5.85 6/6/2028-23		0.00	29,250.00	0.00	29,250.00
Interest	12/9/2023	3130AMJX1	0.00	FHLB 0.65 12/9/2024-21		0.00	4,875.00	0.00	4,875.00
Interest	12/9/2023	3130AMMJ8	0.00	FHLB Step 6/9/2026-23		0.00	7,500.00	0.00	7,500.00
Interest	12/10/2023	3130AMMW9	0.00	FHLB Step 6/10/2026-21		0.00	11,250.00	0.00	11,250.00
Interest	12/15/2023	365820HB8	0.00	Garfield Heights SD OH 3.1 12/15/2024-23		0.00	3,875.00	0.00	3,875.00
Interest	12/15/2023	20825WBN9	0.00	Connexus CR 5.4 6/15/2028-24		0.00	1,087.40	0.00	1,087.40
Interest	12/17/2023	36266LAB2	0.00	GHS Federal CU 5.6 8/17/2028-25		0.00	1,127.67	0.00	1,127.67
Interest	12/18/2023	17783PAH4	0.00	City Federal CU TX 4.9 1/18/2024		0.00	986.71	0.00	986.71
Interest	12/18/2023	920133AL9	0.00	Valley Strong CU CA 5.1 7/18/2025-23		0.00	1,026.99	0.00	1,026.99
Interest	12/18/2023	30960QAM9	0.00	Farmers Insurance Group 5 1/18/2024		0.00	1,006.85	0.00	1,006.85
Interest	12/19/2023	87868YAG8	0.00	Technology CU CA 5 1/21/2025		0.00	1,006.85	0.00	1,006.85
Interest	12/20/2023	3134GY5N8	0.00	FHLMC 5.25 6/20/2024-23		0.00	39,375.00	0.00	39,375.00
Interest	12/20/2023	04288LAA6	0.00	Arsenal CU MO 5.1 1/21/2025-24		0.00	1,026.99	0.00	1,026.99
Interest	12/20/2023	77535MAM5	0.00	Rogue Univesrity CU OR 5.1 1/20/2028-23		0.00	1,026.99	0.00	1,026.99
Interest	12/21/2023	09644EAR3	0.00	Blupeak CU 5.75 11/20/2024		0.00	1,157.88	0.00	1,157.88
Interest	12/22/2023	89789AAH0	0.00	Truiliant Federal CU 5.15 3/23/2026		0.00	1,037.05	0.00	1,037.05
Interest	12/22/2023	15643VAC6	0.00	Centris Federal CU 5.75 9/20/2024		0.00	1,157.88	0.00	1,157.88



## Town of Addison | TX Transaction Summary by Action All Portfolios

Begin Date: 9/30/2023, End Date: 12/31/2023

Action	Settlement Date	CUSIP	Face Amount / Shares	Description	Purchase Price	Principal	Interest / Dividends	YTM @ Cost	Total
Interest	12/25/2023	90307LAB0	0.00	Uncle CU CA 5 1/25/2024		0.00	1,006.85	0.00	1,006.85
Interest	12/26/2023	98138MBY5	0.00	Worker's CU MA 5.25 5/26/2028-23		0.00	1,057.19	0.00	1,057.19
Interest	12/27/2023	84611JAB9	0.00	Space Age Federal CU CO 5.05 1/26/2024		0.00	1,016.92	0.00	1,016.92
Interest	12/27/2023	3130AWEJ5	0.00	FHLB 5.75 6/27/2025-23		0.00	28,750.00	0.00	28,750.00
Interest	12/29/2023	24951TAU9	0.00	DOC Federal CU 3.5 7/1/2024-22		0.00	704.79	0.00	704.79
Interest	12/30/2023	227563EQ2	0.00	Cross River Bank 5.5 11/30/2028-24		0.00	1,107.53	0.00	1,107.53
Interest	12/30/2023	938828CY4	0.00	Washington Federal 5.5 11/30/2028-24		0.00	1,107.53	0.00	1,107.53
Interest	12/30/2023	3130ASG52	0.00	FHLB 4.1 6/30/2027-23		0.00	20,500.00	0.00	20,500.00
Interest	12/31/2023	LOGIC5010	0.00	LOGIC   Operating LGIP		0.00	128,292.53	0.00	128,292.53
Interest	12/31/2023	TEXSTAR1110	0.00	TexSTAR   Operating LGIP		0.00	4,806.99	0.00	4,806.99
Interest	12/31/2023	91334AAL7	0.00	United Heritage CU TX 5.15 3/21/2025		0.00	1,071.62	0.00	1,071.62
Interest	12/31/2023	TEXASCLASS0001	0.00	Texas CLASS LGIP		0.00	17,374.00	0.00	17,374.00
Interest	12/31/2023	70962LBA9	0.00	Pentagon Federal CU 1.25 1/31/2025		0.00	260.10	0.00	260.10
Interest	12/31/2023	TEXPOOL0003	0.00	TexPool   General LGIP		0.00	4,848.87	0.00	4,848.87
<b>Subtotal</b>			<b>0.00</b>			<b>0.00</b>	<b>1,194,163.64</b>		<b>1,194,163.64</b>
<b>Total Interest/Dividends</b>			<b>0.00</b>			<b>0.00</b>	<b>1,194,163.64</b>		<b>1,194,163.64</b>