

# Addison Police Department 2022 Annual Report

The logo for the Addison Police Department, featuring the word "ADDISON" in blue, uppercase, sans-serif font centered within a white circle. The circle is set against a blue background that is part of a larger graphic design on the right side of the page, which includes a grey triangle in the top right corner and a grey triangle in the bottom right corner.

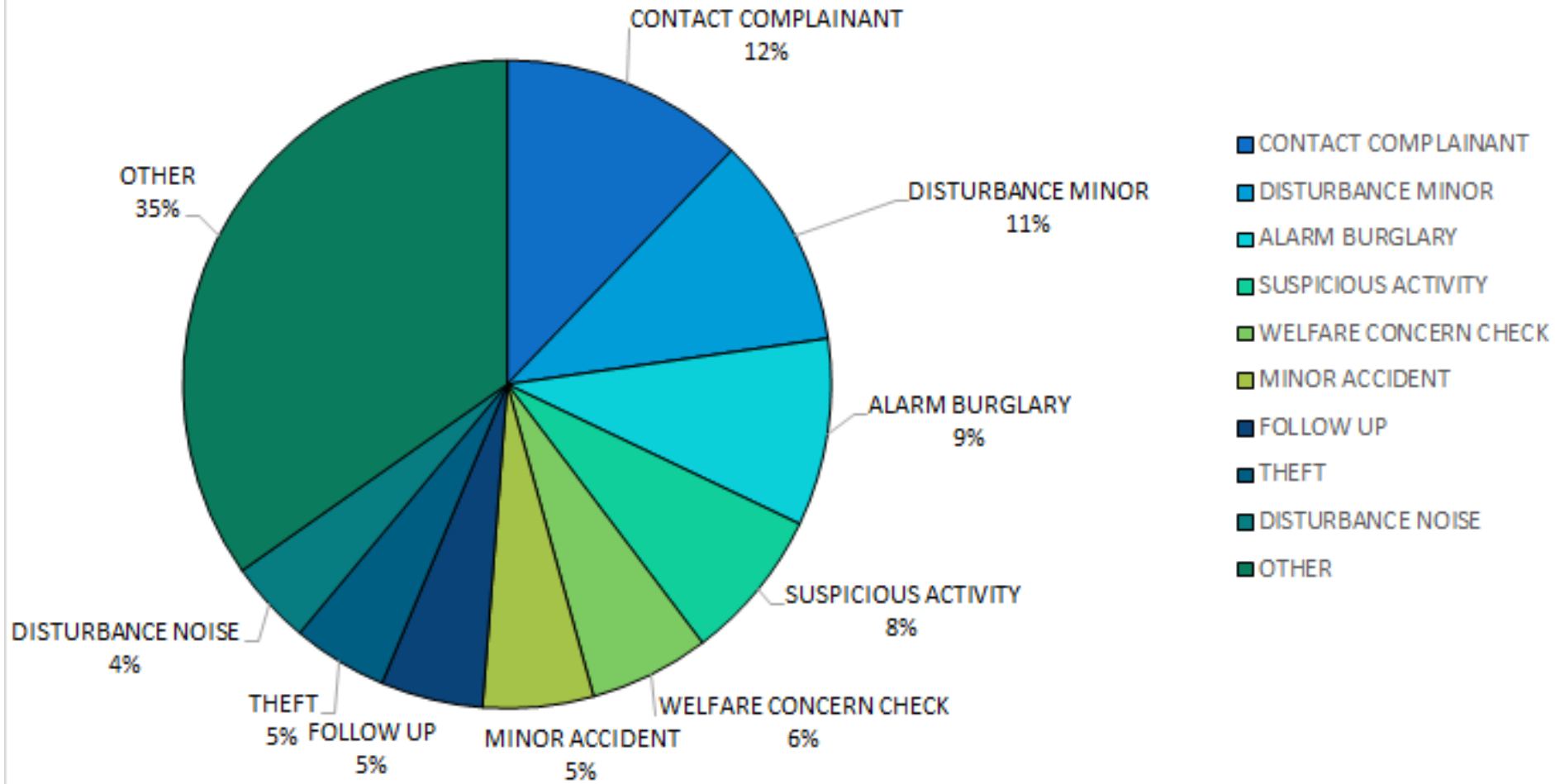
While Officers spend the majority of their time answering calls for service, they are also expected to patrol the hotels, apartments, businesses, and neighborhoods in their beats. They do both traditional and undercover patrols.

Standards for self-initiated activity are high as officers routinely conduct traffic stops, investigate suspicious vehicles and people, patrol our parks, walk through businesses and hotels, and check on homes under vacation watch.

Thanks to their hard work and tenacity, in 2022 Patrol arrested 6 sets of catalytic converter thieves and identified several more. Their efforts helped demonstrate a need for an ordinance against unlawful possession of these auto parts, which Addison City Council voted to ratify in March 2023.



## 2022 Calls for Service

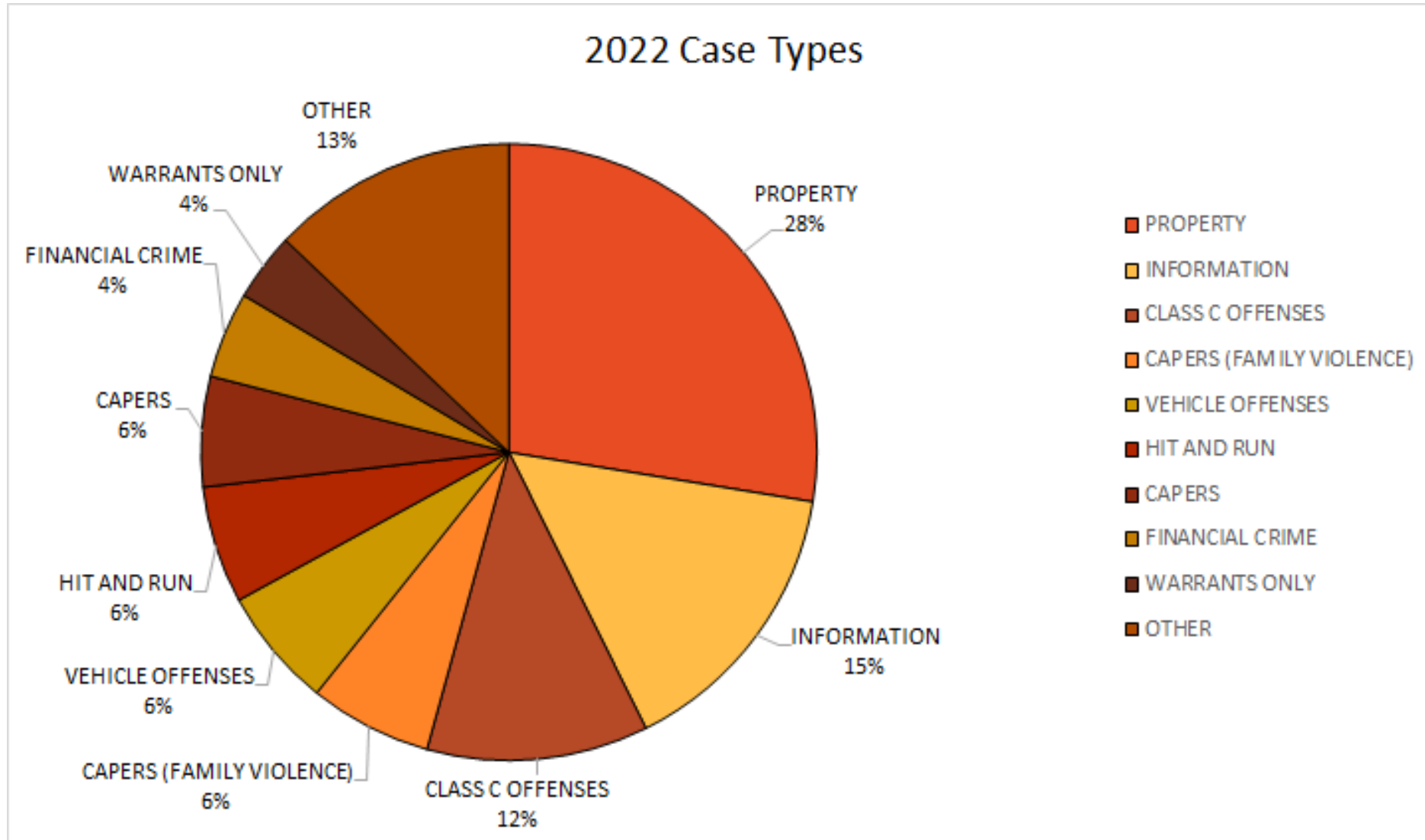




In CID our Detectives each handle 5-15 cases a week. Cases investigated include everything from stolen lawn gnomes and lost wallets to organized vehicle burglary rings and murder.

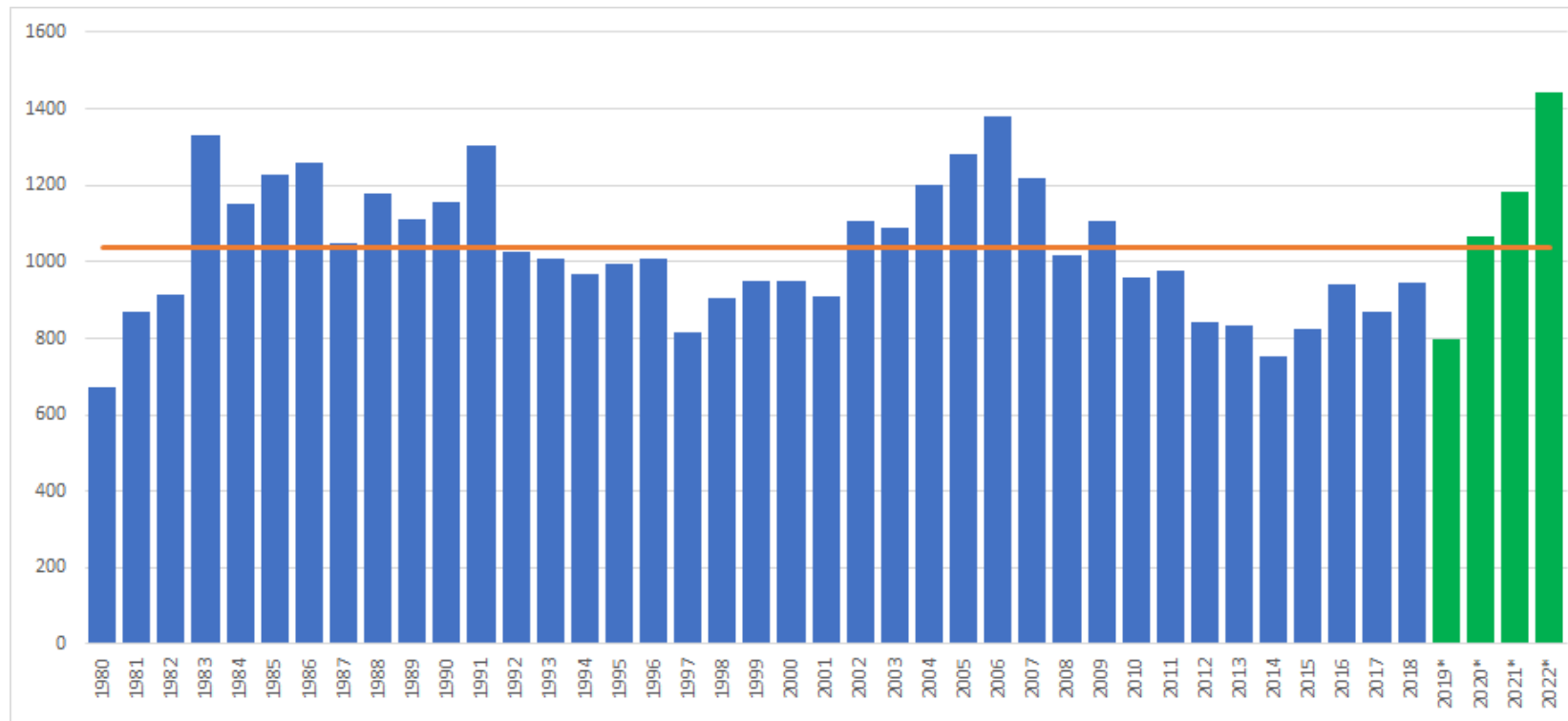
Detectives are helped by officers on special assignment and civilian personnel to find, link, and distribute intelligence. They prosecute each case whenever lawful, ethical, and reasonable.

Detectives manage their case load while also each untangling 1-2 complex, long-term investigations. One of these special projects was the discovery and prosecution of a fuel theft ring responsible for thousands of gallons of stolen diesel across DFW. The suspects used a van with a homemade pump system in the backseat. Detectives served 9 felony warrants on the group.



# Crime Rate – 1980-2022

Historic UCR data shows crime rates are a cycle that includes a 7-9 year gradual increase followed by similar 7-9 year gradual decrease.



\* 2019-2022 data converted to UCR format from NIBRS format

# Crime Rate – 2021-2022



<b>NIBRS</b>	<b>2021</b>	<b>2022</b>	<b>% CHANGE</b>
Group B Offenses	619	619	<b>0.0%</b>
Persons Crimes	523	552	<b>5.5%</b>
Property Crimes	1553	1821	<b>17.3%</b>
Society Crimes	359	315	<b>-12.3%</b>
<b>Total</b>	<b>3054</b>	<b>3307</b>	<b>8.3%</b>

# Crimes Against Persons – 2021-2022

	<b>NIBRS Group</b>	<b>2021</b>	<b>2022</b>	<b>% CHANGE</b>
Crimes Against Persons	Murder	3	1	<b>-66.7%</b>
	Kidnapping	11	12	<b>9.1%</b>
	Rape	34	20	<b>-41.2%</b>
	Robbery	26	15	<b>-42.3%</b>
	Assault	449	504	<b>12.2%</b>
	Trafficking	0	0	
	<b>TOTAL</b>		<b>523</b>	<b>552</b>

In 2022, there were fewer felony crimes against persons offenses reported to Addison. Most offenses in these categories were assaults, and of those, most were simple assaults. Our personnel will continue to prosecute these crimes and work with victims to ensure the best outcomes possible.



# Crimes Against Property – 2021-2022

	<b>NIBRS Group</b>	<b>2021</b>	<b>2022</b>	<b>% CHANGE</b>	
Crimes Against Property	Arson	1	2	<b>100.0%</b>	
	Burglary	124	109	<b>-12.1%</b>	
	Vehicle Theft	239	256	<b>7.1%</b>	
	Fraud	196	154	<b>-21.4%</b>	
	Vandalism	175	175	<b>0.0%</b>	
	Larceny-Theft	816	1123	<b>37.6%</b>	
	Cybercrime	2	2	<b>0.0%</b>	
	Coercion	0	0		
	<b>TOTAL</b>		<b>1553</b>	<b>1821</b>	<b>17.3%</b>

Our largest crime rate increase in 2022 was for property crime. The majority of these offenses were committed under opportunistic, low risk circumstances such as forgotten wallets, unlocked vehicles, or valuables left in plain sight. Common targets include work laptop bags, backpacks, and purses left visible in restaurant parking lots.

Officers and detectives have arrested multiple thieves in both groups this year, most of which are known to Addison or surrounding agencies as repeat offenders. The intelligence shared by our agency has solved dozens of offenses in other cities. These cities have also helped us link their suspects to our offenses.