



**SPECIAL MEETING
OF THE CITY COUNCIL**

September 6, 2022

ADDISON TREEHOUSE

14681 MIDWAY RD. SUITE 200, ADDISON, TX 75001

5:30 PM

Notice is hereby given that the Addison City Council will conduct a Special Meeting on Tuesday, September 6, 2022 at the Addison TreeHouse. Email comments may be sent to iparker@addisontx.gov by 3:00 pm the day of the meeting. The meeting will be live streamed on www.addisontexas.net.

Call Meeting to Order

Pledge of Allegiance

REGULAR MEETING

**Announcements and Acknowledgments Regarding Town and Council
Events and Activities**

Discussion of Meetings / Events

Public Comment

The City Council invites citizens to address the City Council on any matter, including items on the agenda, except public hearings that are included on the agenda. Comments related to public hearings will be heard when the specific hearing starts. Citizen comments are limited to three (3) minutes, unless otherwise required by law. To address the Council, please fill out a City Council Appearance Card and submit it to a staff member prior to the Public Comment item on the agenda. The Council is not permitted to take any action or discuss any item not listed on the agenda. The Council may choose to place the item on a future agenda.

Consent Agenda

All items listed under the Consent Agenda are considered routine by the City Council and will be enacted by one motion with no individual consideration. If individual consideration of an item is requested, it will be pulled from the Consent Agenda and discussed separately.

Regular Items

1. Hold a Public Hearing, Present, and Discuss the **Town of Addison's Proposed Property Tax Rate for the Fiscal Year Commencing October 1, 2022 and Ending September 30, 2023.**
 2. Hold a Public Hearing, Present, and Discuss the **Town of Addison's Annual Budget for the Fiscal Year Commencing October 1, 2022 and Ending September 30, 2023.**
-

Adjourn Meeting

NOTE: The City Council reserves the right to meet in Executive Session closed to the public at any time in the course of this meeting to discuss matters listed on the agenda, as authorized by the Texas Open Meetings Act, Texas Government Code, Chapter 551, including §551.071 (private consultation with the attorney for the City); §551.072 (purchase, exchange, lease or value of real property); §551.074 (personnel or to hear complaints against personnel); §551.076 (deployment, or specific occasions for implementation of security personnel or devices); and §551.087 (economic development negotiations). Any decision held on such matters will be taken or conducted in Open Session following the conclusion of the Executive Session.

**THE TOWN OF ADDISON IS ACCESSIBLE TO PERSONS WITH
DISABILITIES. PLEASE CALL (972) 450-7017 AT LEAST 48 HOURS IN
ADVANCE IF YOU NEED ASSISTANCE.**

POSTED BY: _____
Irma G. Parker, City Secretary

DATE POSTED: September 1, 2022

TIME POSTED: 11:00 AM

DATE REMOVED FROM BULLETIN BOARD: _____

REMOVED BY: _____

Council Meeting - Special FY 2023

1.

Tax/Budget

Meeting Date: 09/06/2022

Department: Finance

Pillars: Gold Standard in Financial Health

Milestones: Continue development and implementation of Long Term Financial Plan

AGENDA CAPTION:

Hold a Public Hearing, Present, and Discuss the **Town of Addison's Proposed Property Tax Rate for the Fiscal Year Commencing October 1, 2022 and Ending September 30, 2023.**

BACKGROUND:

This is the first of two public hearings regarding the proposed tax rate for the Town of Addison. The second public hearing will be held on September 13, 2022, at a meeting that commences at 7:30 pm at the Addison TreeHouse.

The proposed property tax rate for the Fiscal Year 2023 is \$0.609822 per \$100 of valuation. The proposed rate is made of the following components:

Tax Rate Component	Amount (per \$100 of valuation)
Maintenance & Operations: General Fund	\$0.415165
Maintenance & Operations: Economic Development	\$0.023716
Maintenance & Operations: Infrastructure Investment	\$0.006201
Interest & Sinking (Debt)	\$0.164740
Total Proposed Rate for the FY 2023	\$0.609822

The State's Truth-in-Taxation law also requires calculation and publication of each taxing entity's no-new revenue tax rate, voter-approval tax rate, and de minimus rate:

Tax Rate	Definition	Amount (per \$100 of valuation)

No-New Revenue Tax Rate	The no-new-revenue tax rate is the tax rate for the 2022 tax year that will raise the same amount of property tax revenue for Town of Addison from the same properties in both the 2021 tax year and the 2022 tax year.	\$0.563865
Voter-Approval Tax Rate	The voter-approval tax rate is the highest tax rate that Town of Addison may adopt without holding an election to seek voter approval of the rate, unless the de minimis rate for Town of Addison exceeds the voter-approval tax rate for Town of Addison.	\$0.689157
De Minimis Rate	The de minimis rate is the rate equal to the sum of the no-new-revenue maintenance and operations rate for Town of Addison, the rate that will raise \$500,000, and the current debt rate for Town of Addison.	\$0.590593

Notice of this public hearing was published in the Dallas Morning News on August 26, 2022. Included with this agenda item is a copy of the publication notice.

The proposed budget recommends a property tax rate of \$0.609822 per \$100 valuation, which exceeds the no-new revenue tax rate. This proposed rate is lower than last year's adopted rate of \$0.614660 per \$100 of valuation.

The average taxable home value for the Town of Addison is \$382,732, which generates a tax bill of \$2,333.98. Last year, the average taxable home value was \$347,576 which generated a tax bill of \$2,136.41. The average tax payer would pay about \$197.57 more in property taxes than last year. Individual taxes may increase or decrease depending on the change in the taxable value of each property.

Of the total tax rate, \$0.445082 is dedicated to maintenance and operations, which is a slight increase from the Fiscal Year 2022 tax rate for maintenance and operations, and \$0.164740 is dedicated to debt service payments. The debt service portion of the tax rate is decreasing despite the issuance of General Obligation Bonds that were approved by voters in the 2012 and 2019 Bond Elections as well as Certificates of Obligation.

The City Council is scheduled to consider adoption of the proposed tax rate and budget on September 13, 2022, during a meeting of the Council to be held at the Addison TreeHouse at 7:30 pm.

RECOMMENDATION:

Information only, no action required.

Attachments

Presentation - Public Hearing Tax Rate

Notice of Public Hearing Advertisement

1st Public Hearing Tax Rate FY2023

ADDISON

Property Tax Rate Approval Process

Key Dates	Council Action
Monday, July 25 th	Receipt of Certified Value from DCAD
Tuesday, Aug. 23 rd	Submit tax rates to governing body and post
Friday, Aug. 26 th	Publish notice of hearing on tax rate
Tuesday, Sept. 6 th	1 st Public hearing on Tax Rate and Budget
Tuesday, Sept. 13 th	2 nd Public hearing on Tax Rate and Budget
Tuesday, Sept. 13 th	Adoption of FY2022 Budget and Tax Rate
Saturday, Oct. 1 st	Begin Fiscal Year

Property Tax Values and Tax Rate

Certified Taxable Value FY2023 ~\$5.63B

Certified Taxable Value FY2022 ~\$5.08B

Proposed Property Tax Rate FY2023 \$.609822/100

Current Property Tax Rate FY2022 \$.614660/100

Property Tax Rates

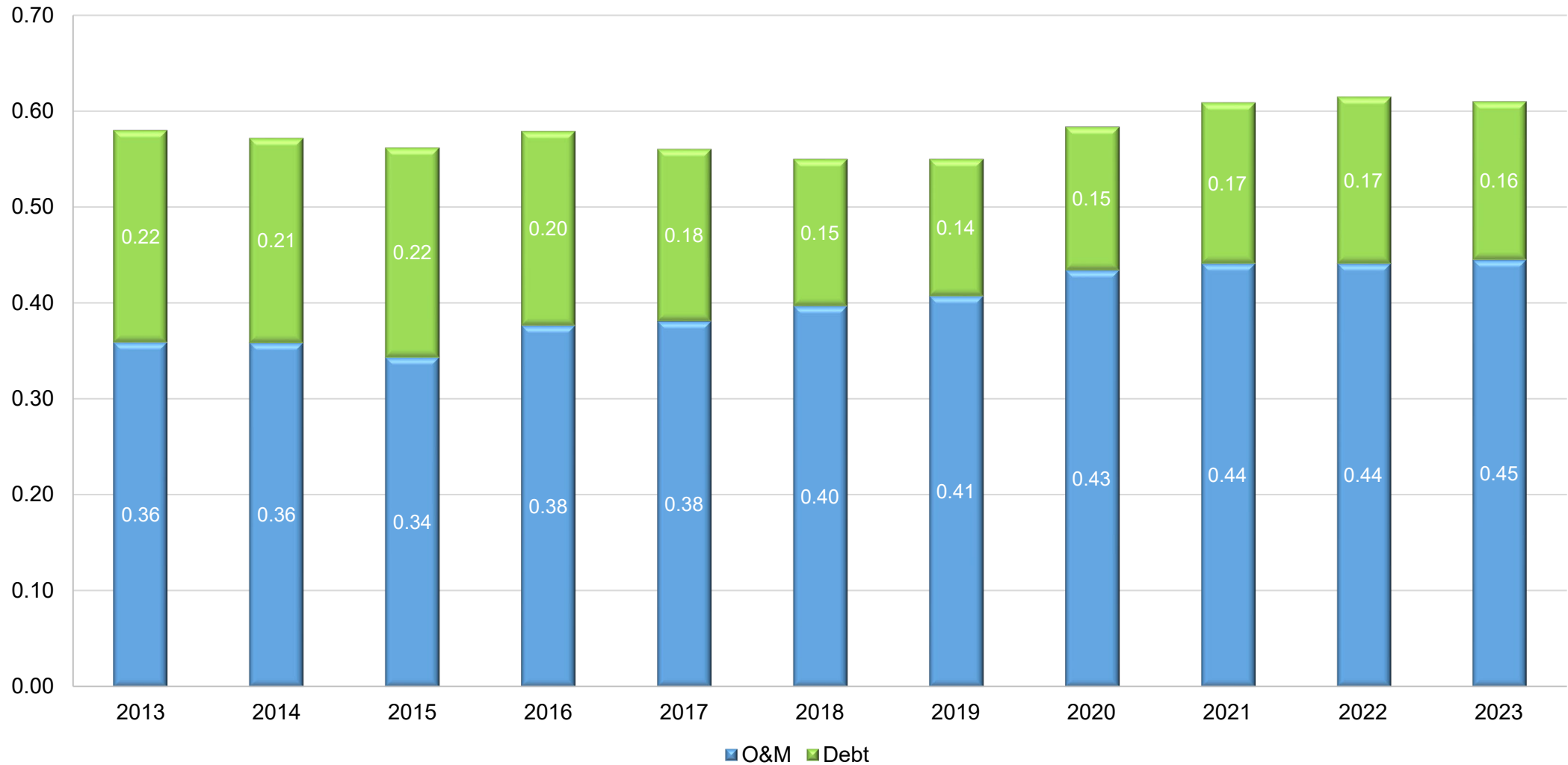
	FY2022	FY2023	Difference
No-New-Revenue	\$0.548593/100	\$0.563865/100	\$0.015272 /100
Voter-approval	\$0.679498/100	\$0.689157/100	\$0.009659/100
Adopted/Proposed	\$0.614660/100	\$0.609822/100	\$(0.004838/100)

Property Tax Revenues

	FY2021 Actual	FY2022 Budget	FY2023 Proposed	% Change FY22 to FY23
General Fund (O&M)	\$20,276,338	\$20,139,186	\$22,559,394	12.02%
Economic Development Fund (O&M)	1,169,463	1,161,552	1,288,691	10.95%
Infrastructure Investment Fund (O&M)	305,778	303,710	336,953	10.95%
Debt Service Fund (I&S)	8,263,966	8,521,915	8,951,749	5.31%
Total Tax Revenue	\$30,015,545	\$30,126,363	\$33,136,787	10.07%

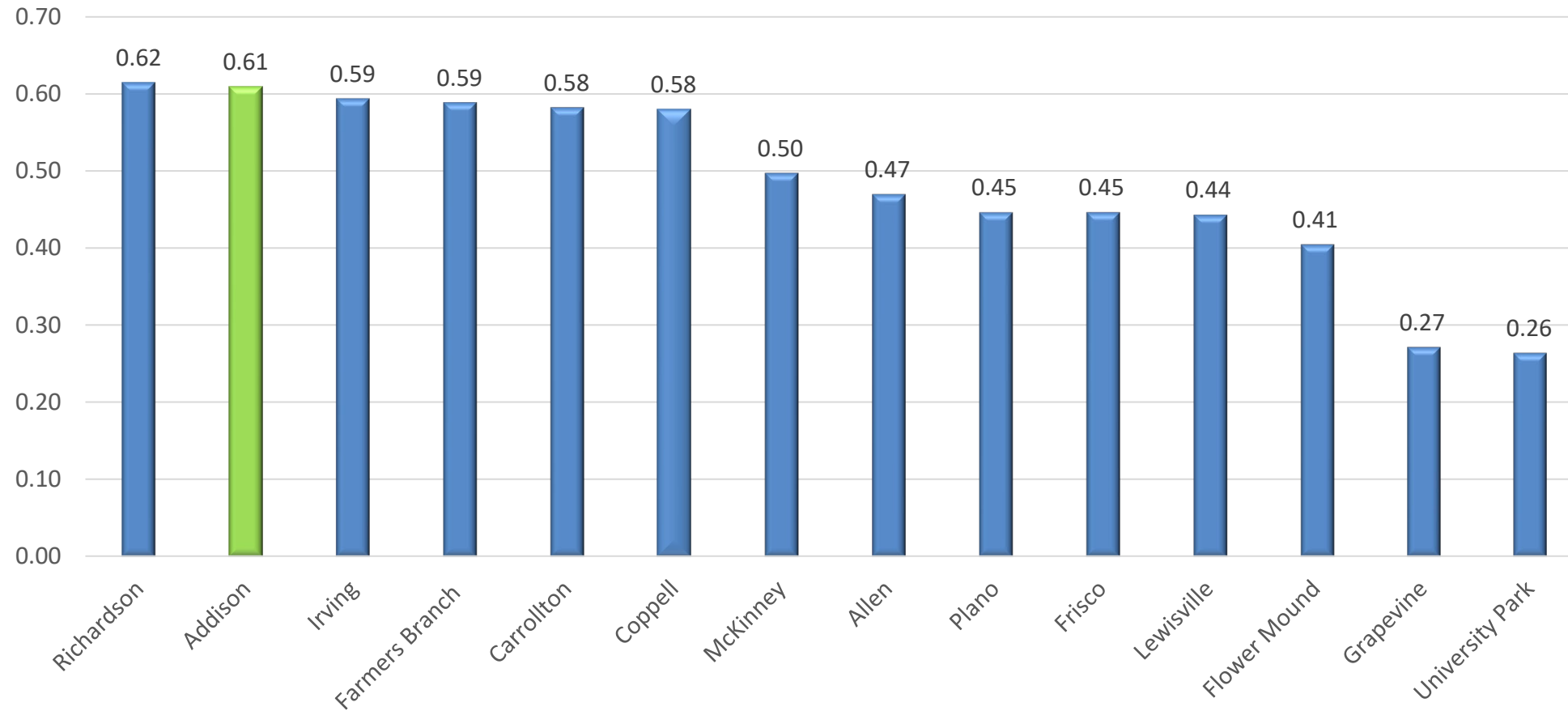
Tax revenue reflected above does not include delinquent taxes or penalties and interest.

Property Tax Rates



* Rates are rounded to the nearest penny.

FY2023 Tax Rates - Comparison Cities

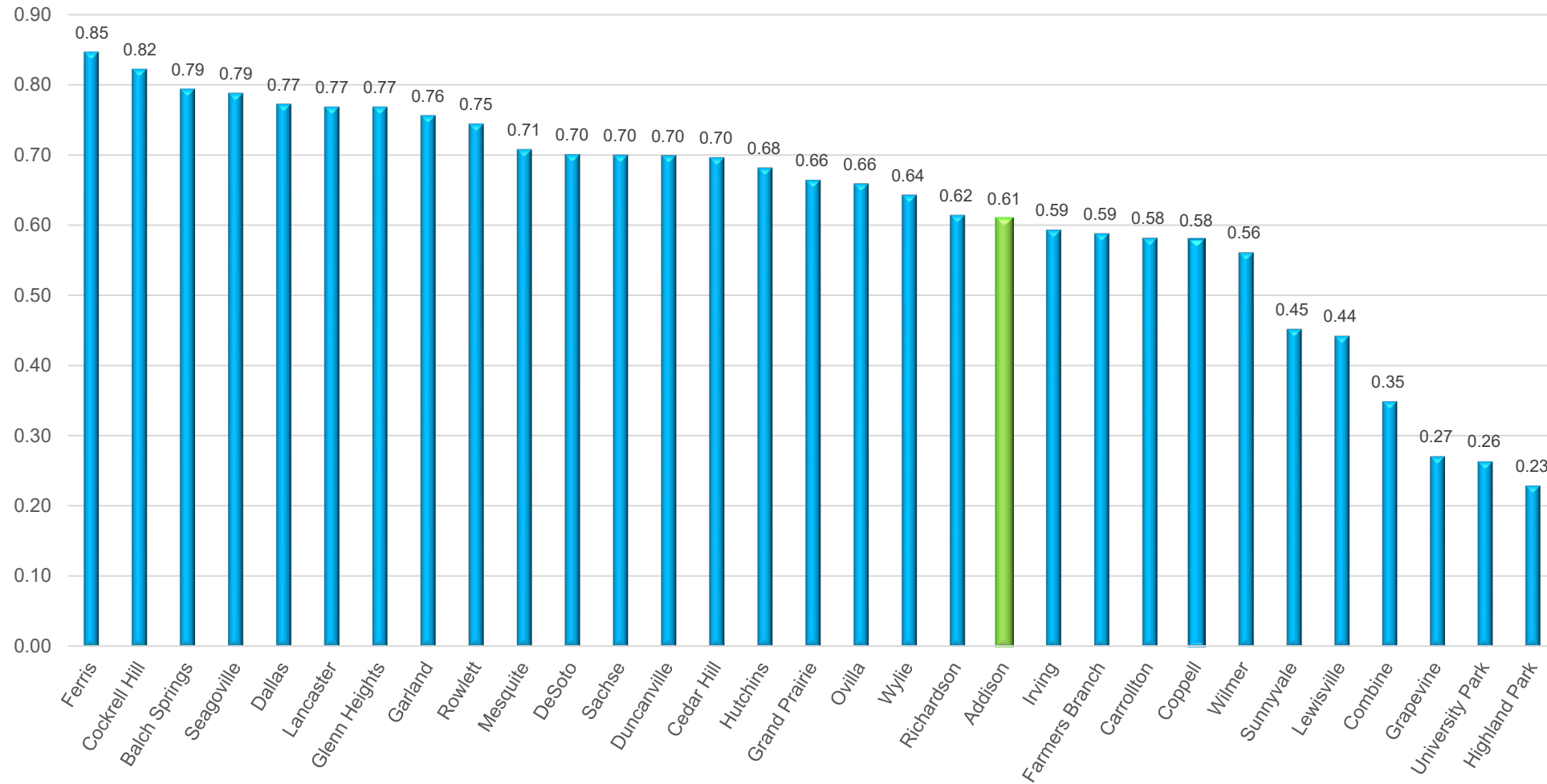


*Note: All other comparison cities tax rates are the current year tax rate

Median: 0.483828

Mean: 0.486846

FY2023 Tax Rates – Dallas County



*Note: All other Dallas County cities tax rates are the current year tax rate

Median: 0.664998

Mean: 0.624889

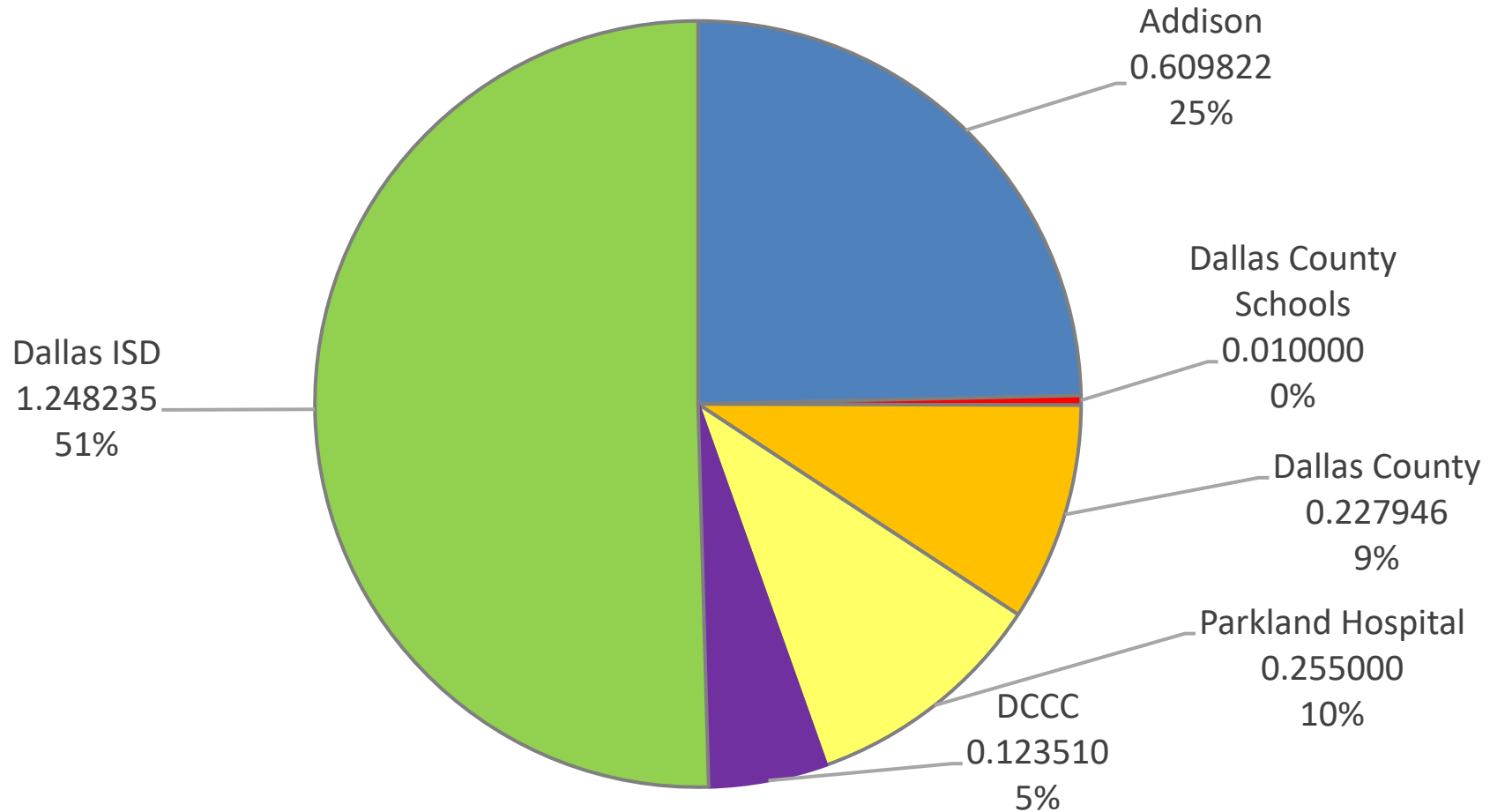
Impact on Average Homeowner

	FY2022	FY2023
Average Home Value	\$450,371	\$500,652
Tax Rate	0.614660	0.609822
Average Taxable Value	\$347,576	\$382,732
Annual Tax Bill	\$2,136.41	\$2,333.98

The average residential taxpayer would pay about \$197.57 (≈\$16.46 per month) more than last year, depending on their home value.



FY2023 Property Tax Rates Combined



Combined Tax Rate
\$2.474513



**NOTICE OF PUBLIC HEARINGS ON FISCAL
YEAR 2023 BUDGET AND TAX RATE**

The Town of Addison will hold two Public Hearings on the Town's annual budget and tax rate for the fiscal year beginning October 1, 2022 and ending September 30, 2023. The Public Hearings will be conducted at a Special Meeting of the City Council at 5:00 pm on Tuesday, September 6, 2022 and at a Regular Meeting of the City Council at 7:30 pm on Tuesday, September 13, 2022. Both meetings will be held at the Addison TreeHouse, 14681 Midway Road, Suite 200, Addison, TX 75001. This budget will raise more total property taxes than last year's budget by \$3,032,233 or 10.07%, and of that amount \$267,989 is tax revenue to be raise from new property added to the tax roll this year.

The Town of Addison is accessible to persons with disabilities. Please call 972-450-2819 at least 48 hours in advance of the meeting if you need assistance. The budget document is on file with the City Secretary and is available for public inspection or may be accessed on the Town's website at:
<https://addisontexas.net/finance/budget>
Publication Date: August 26, 2022
/s/ Steven Glickman, CFO

Council Meeting - Special FY 2023

2.

Tax/Budget**Meeting Date:** 09/06/2022**Department:** Finance**Pillars:** Gold Standard in Financial Health**Milestones:** Continue development and implementation of Long Term Financial Plan**AGENDA CAPTION:**

Hold a Public Hearing, Present, and Discuss the **Town of Addison's Annual Budget for the Fiscal Year Commencing October 1, 2022 and Ending September 30, 2023.**

BACKGROUND:

This is the first public hearing regarding the Town of Addison's Annual Budget for Fiscal Year (FY) 2023. The proposed FY 2023 budget requests an appropriation of \$100,614,260 consisting of \$91,377,822 for operating expenditures, \$6,899,033 for capital improvements, \$1,677,405 for transfers, and \$660,000 for one-time decision packages. Listed below is a breakdown of funds:

Fund	Expenditure Amount
General	\$44,166,648
Hotel	6,906,049
Debt Service Combined	9,861,154
Economic Development	2,176,459
Infrastructure Investment	1,400,000
Airport	8,655,225
Utility	15,735,470
Stormwater	4,914,228
Combined Replacement	4,228,500
Combined Grants	13,700
Combined Special Revenues	2,556,827
Total	\$100,614,260

Significant items in the proposed operating budget include:

- Revenues for all funds total \$89,782,283 an increase of \$4.79M compared to the FY 2022 budget. Primary revenues sources are property tax (\$32.96 million), sales tax (\$14.40 million), hotel occupancy tax (\$4.80 million) and utility service fees (\$15.27 million).
- Staffing level of 306.0 Full-time Equivalent (FTE) positions. This is an increase of 5.2 FTE's over FY 2022.
- Employee compensation allocation of approximately \$1.29 million in all funds for merit/market increases. This provides a pool equivalent to a 5.32 percent merit/market increase.

Significant decision packages include:

- \$500,000 funding for the creation of an Other Post-Employment Benefits (OPEB) trust.
- \$347,000 for Fire facility maintenance.
- \$82,000 for facility lightning protection.
- \$300,000 to utilize available Texas Ambulance Services Supplemental Payment Program (TASSPP) funds.
- \$110,000 for the painting of Wheeler Bridge.
- \$223,000 for Beltway Trail and Greenspace construction documents.
- \$55,280 for Beckert Park light bollard replacement and electrical improvements.
- \$260,000 to purchase chipper equipment for the Parks department.
- \$132,500 for a Park Land Dedication & Development fee study.
- \$192,459 for Addison Athletic Club fitness wing wall treatments.

The FY 2023 proposed five-year capital improvements budget totals \$43.53 million. Significant projects include:

- Midway Road Reconstruction (\$10.38 million),
- Vitruvian West Streetscape and Bella Lane Extension (\$2.25 million),
- Improvements to Existing Buildings (\$2.58 million),
- Keller Springs Reconstruction (\$10.20 million),
- Les Lacs Pond Improvements (\$1.27 million),
- Vitruvian Park Phase 9, Block 701 Improvements (\$0.84 million),
- Quorum Drive Reconstructions (\$0.75 million),
- Traffic Signal and ADA Improvements (\$1.4 million),
- Lake Forest Drive Utility Improvements (\$0.87 million),
- Rawhide Creek Basin Improvements - Les Lacs Area (\$2.01 million),
- Bravo/Golf Taxiway Improvements (\$5.84 million),
- Reconstruction of Jimmy Doolittle Drive (\$1.55 million).

Texas Local Government Code (LGC) Sec. 102.006 requires the governing body of a municipality to hold a public hearing on the proposed budget and provide for public notice of the date, time, and location of the hearing. This notice was

published in the Dallas Morning News on Friday, August 26, 2022.

A second public hearing will be held before the budget is considered for adoption on September 13, 2022 at 7:30 pm at the Addison Treehouse located at 14681 Midway Road, Addison, Texas 75001.

The Fiscal Year 2023 proposed budget can be found at the following link on the Town's website: <https://addisontexas.net/finance/budget>

RECOMMENDATION:

Information only, no action required.

Attachments

Presentation - Public Hearing Budget

Notice of Public Hearing Advertisement

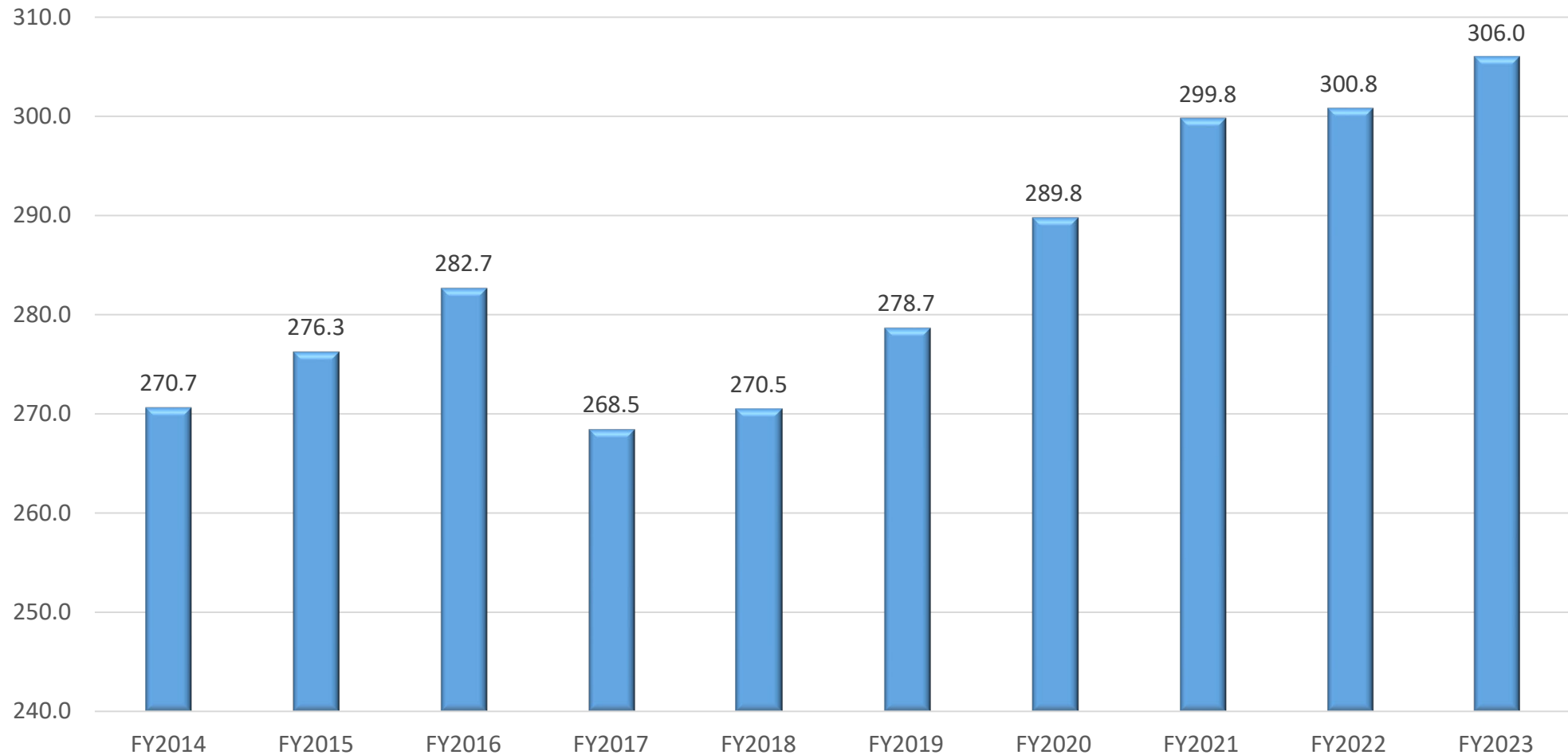
Budget Public Hearing FY 2023

ADDISON

Staffing Summary

	2019	2020	2021	2022	2023
General Fund	227.1	235.2	232.8	231.2	233.7
Hotel Fund	17.0	17.0	9.0	9.0	10.5
Eco. Devo. Fund	4.0	4.0	4.0	4.0	4.0
Airport Fund	4.4	4.4	19.6	20.4	21.6
Utility Fund	22.2	22.2	27.4	28.2	28.2
Stormwater Fund	4.0	4.0	4.0	5.0	5.0
Cap. Proj. Fund	-	-	3.0	3.0	3.0
TOTAL	278.7	289.8	299.8	300.8	306.0

All Funds Staffing History

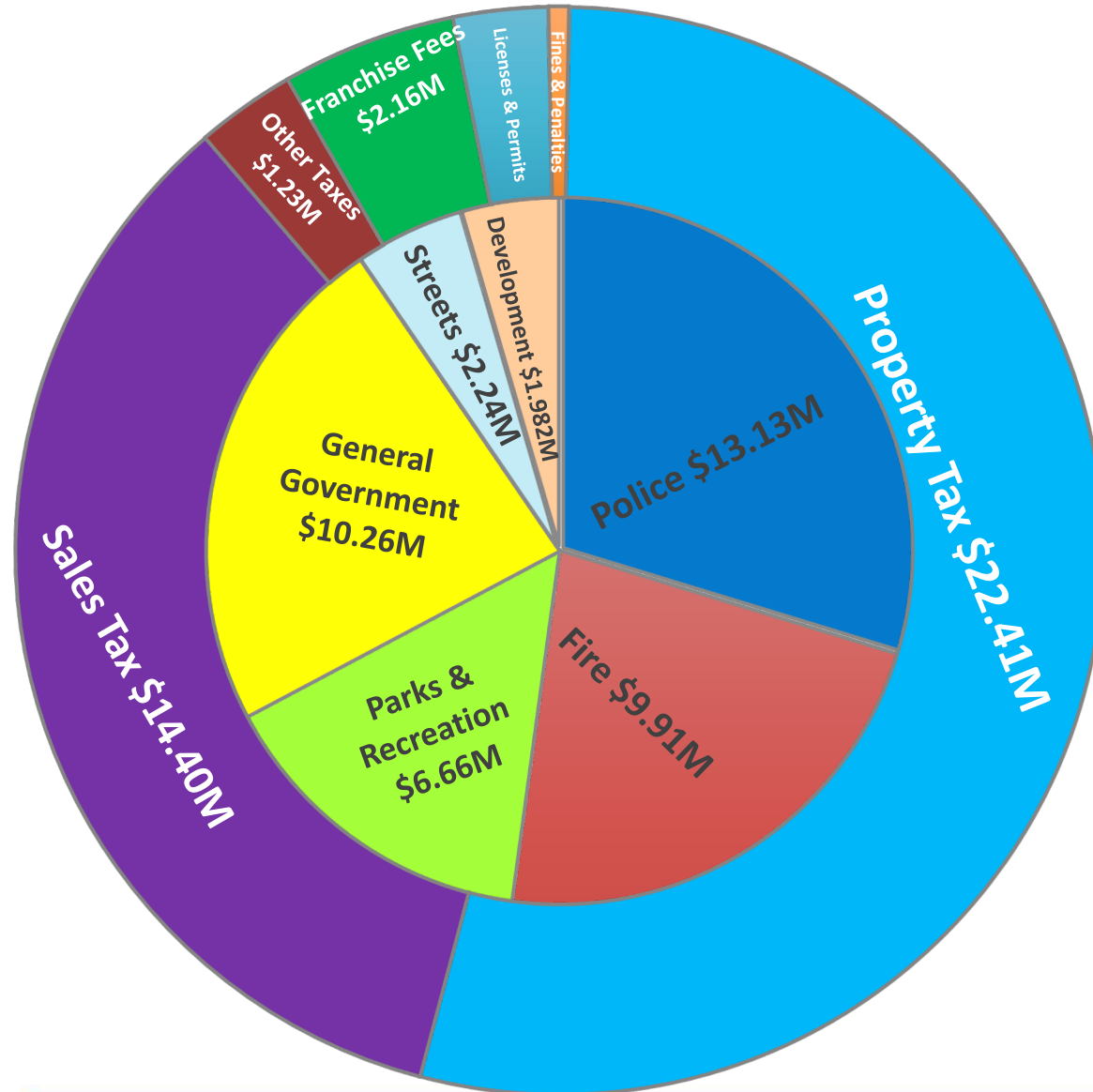


Departmental Staffing Summary

	PERSONNEL SUMMARY									
	2014	2015	2016	2017	2018	2019	2020	2021	2022	2023
GENERAL FUND										
City Secretary	0.0	0.0	0.0	1.0	1.0	1.0	1.0	1.0	1.0	1.0
City Manager	7.0	8.0	7.5	5.5	5.5	6.5	6.5	5.9	5.5	5.5
Finance	7.5	9.7	13.0	13.0	13.0	13.0	13.0	11.8	11.0	11.0
General Services	5.0	5.0	5.0	4.8	5.5	5.5	5.5	5.5	5.5	6.0
Municipal Court	5.7	5.7	5.8	5.8	5.8	5.0	5.0	5.0	5.0	5.0
Human Resources	4.2	3.5	4.0	4.0	4.0	4.0	4.0	3.4	3.0	3.0
Information Technology	7.0	7.0	7.0	7.0	7.0	7.0	7.0	7.0	7.0	7.0
Police	75.3	79.8	79.8	71.0	71.0	72.0	74.0	74.0	74.0	75.0
Emergency Communications	13.5	13.5	14.5	0.0	0.0	0.0	0.0	0.0	0.0	0.0
Fire	55.3	55.3	55.3	56.0	57.0	57.0	58.0	58.0	58.0	58.0
Development Services	7.2	7.2	7.2	11.0	11.0	12.0	13.1	13.1	14.1	15.1
Streets	5.0	5.4	5.4	6.4	6.4	7.4	7.4	7.4	7.4	7.4
Parks	21.0	21.0	22.0	22.0	22.0	21.0	25.0	25.0	25.0	25.0
Recreation	14.6	15.1	15.1	15.7	15.7	15.7	15.7	15.7	15.7	15.7
GENERAL FUND TOTAL	228.3	236.2	241.6	223.2	224.9	227.1	235.2	232.8	231.2	233.7
HOTEL FUND	16.7	14.8	14.8	16.7	17.0	17.0	17.0	9.0	9.0	10.5
ECONOMIC DEVELOPMENT FUND	3.0	4.0	4.0	4.0	4.0	4.0	4.0	4.0	4.0	4.0
AIRPORT FUND	3.0	3.0	3.0	3.4	3.4	4.4	4.4	19.6	20.4	21.6
UTILITY FUND	18.3	16.6	17.6	19.2	19.2	22.2	25.2	27.4	28.2	28.2
STORMWATER FUND	1.4	1.7	1.7	2.0	2.0	4.0	4.0	4.0	5.0	5.0
CAPITAL PROJECTS FUND	0.0	0.0	0.0	0.0	0.0	0.0	0.0	3.0	3.0	3.0
TOTAL ALL FUNDS	270.7	276.3	282.7	268.5	270.5	278.7	289.8	299.8	300.8	306.0
CHANGE	10.5	5.6	6.4	(14.2)	2.0	8.2	11.1	10.0	1.0	5.2

*Positions are shown as full-time equivalents (FTEs).

General Fund Overview



General Fund Overview (excluding transfers)

	FY2022 Budget	FY2023 Prop.	Difference
Total Revenue	\$40.76M	\$44.17M	\$3.41M
Total Operating Expense	40.73M	44.17M	\$3.44M
Revenue to Expense	\$0.03M	-	\$(0.03M)

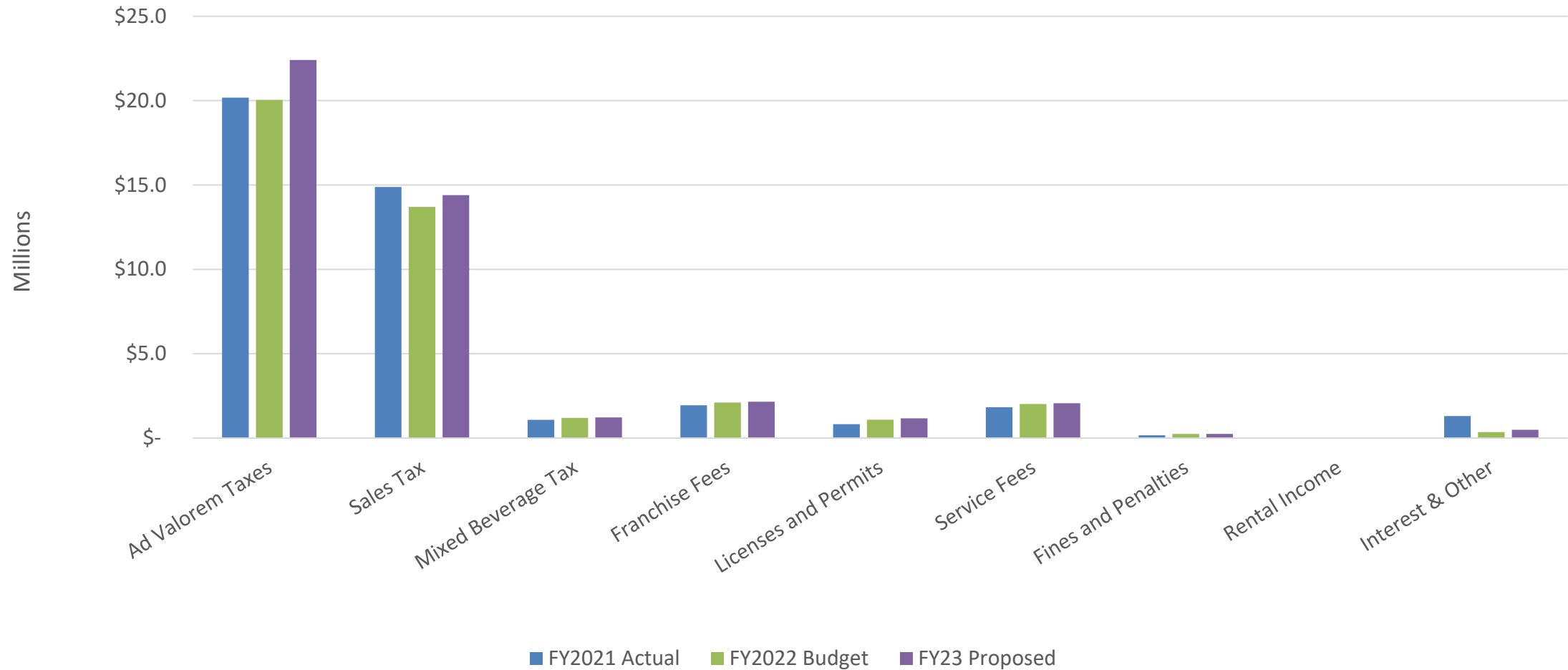
Ad valorem taxes =
\$22.41M

Increase of \$2.37M

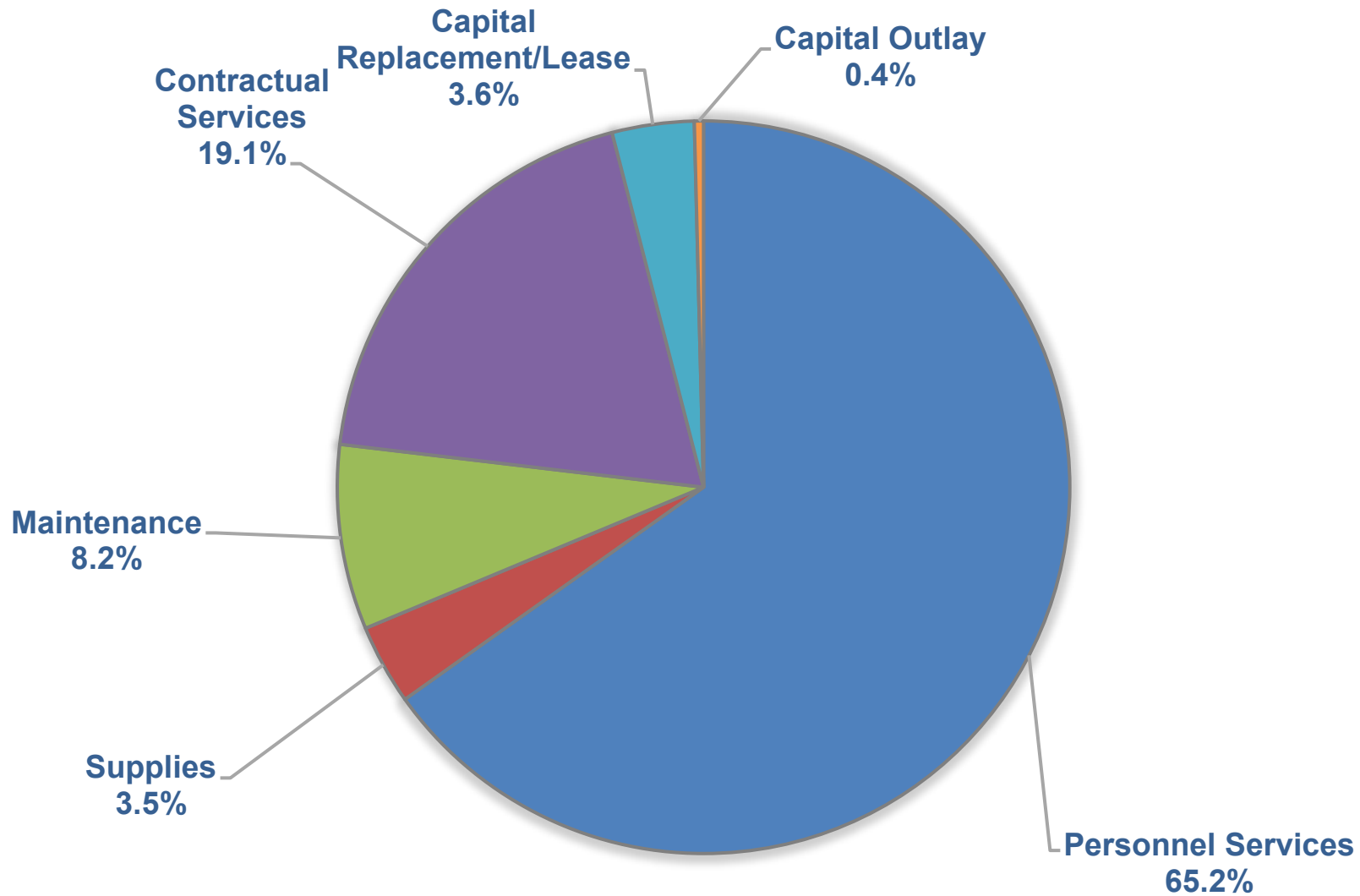
Sales tax = \$14.40M

Increase of \$0.70M

General Fund Revenues \$44.17M



General Fund Proposed Expenses \$44.17M



Self-Funded Project Fund Overview



	FY2021 Actual	FY2022 Budget	FY2022 Estimated	FY2023 Proposed
Beginning Fund Balance	\$2.00M	\$3.01M	\$4.81M	\$4.82M
Total Revenue	3.93M	-	1.40M	0.02M
Total Expense	1.12M	0.71M	1.39M	2.24M
Ending Fund Balance	\$4.81M	\$2.31M	\$4.82M	\$2.60M

Self-Funded Special Projects Fund Decision Package Summary – FY2023

Department	Decision Package	Recurring	One-Time	FTEs
Development Services	Management Analyst – New Position	-	\$3,000	-
Development Services	2021 International Code Adoption	-	\$5,000	-
Finance	OPEB Trust	-	\$500,000	-
Finance	BKD Consulting Fees - GASB 96	-	\$7,500	-
Finance	Capital Budget & Planning Software	-	\$2,400	-
Fire	Utilize Available TASSPP Funds	-	\$300,000	-
General Services	Fire Facility Maintenance	-	\$347,000	-

Self-Funded Special Projects Fund Decision Package Summary – FY2023

Department	Decision Package	Recurring	One-Time	FTEs
General Services	Facility Lightening Protection	-	\$82,000	-
Parks	Beltway Trail and Greenspace Construction Documents	-	\$223,000	-
Parks	Beckert Park Light Bollard Replacement & Electrical Work	-	\$55,280	-
Parks	Purchase Chipper Equipment	-	\$260,000	-
Parks	Park Land Dedication & Development Fee Study	-	\$132,500	-
Police	Animal Control Office Space	-	\$4,000	-

Self-Funded Special Projects Fund Decision Package Summary – FY2023

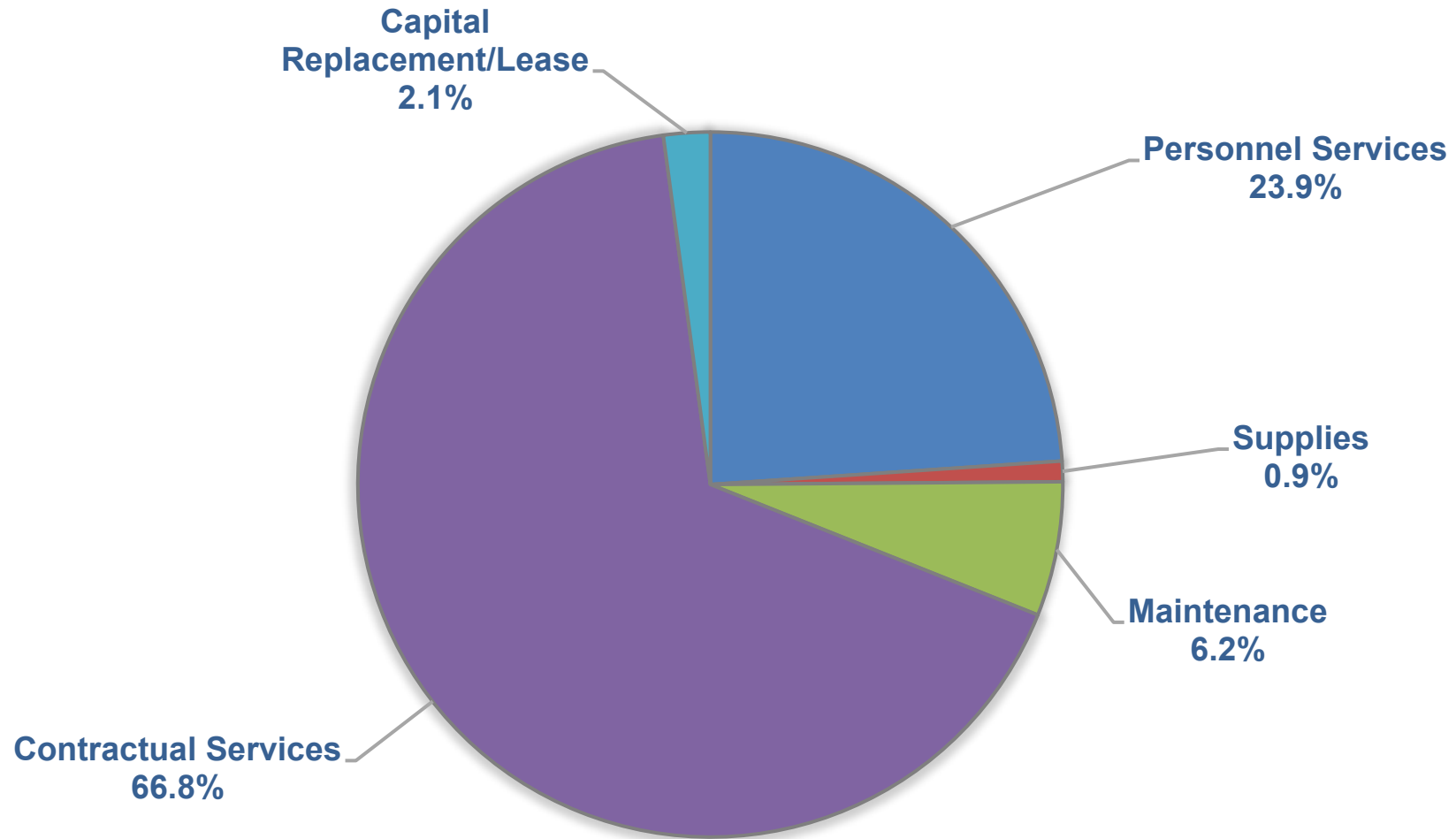
Department	Decision Package	Recurring	One-Time	FTEs
Police	New Position - Records Clerk	-	\$11,517	-
Recreation	AAC Fitness Wing Wall Treatments	-	\$192,459	-
Streets	Wheeler Bridge Painting	-	\$110,000	-
SELF FUNDED SPECIAL PROJECTS FUND TOTAL		-	\$2,235,656	-

Hotel Fund Overview (excluding transfers)

	FY2022 Budget	FY2023 Prop.	Difference
Total Revenue	\$7.42M	\$5.98M	\$(1.44M)
Total Expense	\$5.56M	\$6.11M	\$0.55M
Revenue to Expense	\$1.86M	\$(0.13M)	\$(1.99M)

Hotel Taxes = \$4.8M
Special Events Revenues = \$1.1M

Hotel Fund Proposed Expenses \$6.11M



Economic Development Fund (Excluding Transfers)

	FY2022 Budget	FY2023 Prop.	Difference
Total Revenue	\$1.22M	\$1.36M	\$0.14M
Total Expense	\$2.01M	\$2.18M	\$0.17M
Revenue to Expense	\$(0.79M)	\$(0.82M)	\$(0.03M)

Funding Sources

Ad Valorem = \$1.28M

Hotel Fund Transfer = \$0.77M

Expenses

Incentives = \$0.16M

Operations = \$1.17M

Tourism = \$0.85M

Utility Operating Fund

	FY2022 Budget	FY2023 Prop.	Difference
Total Revenue	\$14.44M	\$15.40M	\$0.96M
Total Operating Expense	\$14.43M	\$15.32M	\$0.89M
Revenue to Expense	\$0.01M	\$0.08M	\$0.07M

Water

Sales = \$8.45M

Purchases = \$4.33M

Wastewater

Charges = \$6.71M

Treatment = \$3.83M

Operations = \$5.41M

Debt Service = \$1.75M

Water and Sewer Rate Changes

Sample Residential Water and Sewer Bill

Consumption	Existing	New Rate	Change
5,000 gallons	\$61.19	\$64.25	\$3.06
8,000 gallons	\$89.98	\$94.48	\$4.50
10,000 gallons	\$109.17	\$114.63	\$5.46

Stormwater Operating Fund

	FY2022 Budget	FY2023 Prop.	Difference
Total Revenue	\$2.57M	\$2.65M	\$0.08M
Total Operating Expense	\$1.55M	\$1.46M	\$(0.09M)
Revenue to Expense	\$1.02M	\$1.19M	\$0.17M

Drainage Fees = \$2.55M

No rate increases

Expenses = \$1.46M

For operations only

Debt payment of \$0.49M

Airport Operating Fund

	FY2022 Bud.	FY2023 Prop.	Difference
Total Revenue	\$7.06M	\$6.69M	\$(0.37M)
Total Operating Expense	\$5.18M	\$5.56M	\$0.38M
Revenue to Expense	\$1.88M	\$1.13M	\$(0.75M)

Funding Sources

Service Fees = \$1.28M

Leases = \$5.30M

Expenses

Operations = \$4.68M

Debt = \$0.89M

Capital Improvement Projects All Funds



	Est. FY2022	FY2023	FY2024	FY2025	FY2026	Total
General Obligation & Cert. of Obligation	\$28.90M	\$28.27M	\$10.98M	\$20.62M	\$16.27M	\$105.03M
Streets Self-Funded Fund	-	-	-	-	\$0.36M	\$0.36M
Infrastructure Investment Fund	\$0.10M	\$1.40M	-	-	-	\$1.50M
Utility Certificates of Obligation	\$2.91M	\$2.42M	\$2.74M	\$2.15M	\$5.48M	\$15.70M
Utility Fund Cash Reserves	\$0.08M	\$0.08M	\$0.20M	\$0.22M	\$0.39M	\$0.97M
Stormwater Certificates of Obligation	\$0.74M	-	-	-	-	\$0.74M
Stormwater Fund Cash Reserves	\$0.82M	\$2.84M	\$3.51M	\$0.97M	-	\$8.14M
Airport Fund Grant Funds	\$1.47M	\$5.95M	\$1.01M	-	-	\$8.43M
Airport Fund Cash Reserves	\$1.67M	\$2.58M	\$0.11M	-	-	\$4.36M
TOTAL PROJECTS	\$36.69M	\$43.53M	\$18.55M	\$23.96M	\$22.50M	\$145.23M

QUESTIONS?



**NOTICE OF PUBLIC HEARINGS ON FISCAL
YEAR 2023 BUDGET AND TAX RATE**

The Town of Addison will hold two Public Hearings on the Town's annual budget and tax rate for the fiscal year beginning October 1, 2022 and ending September 30, 2023. The Public Hearings will be conducted at a Special Meeting of the City Council at 5:00 pm on Tuesday, September 6, 2022 and at a Regular Meeting of the City Council at 7:30 pm on Tuesday, September 13, 2022. Both meetings will be held at the Addison TreeHouse, 14681 Midway Road, Suite 200, Addison, TX 75001. This budget will raise more total property taxes than last year's budget by \$3,032,233 or 10.07%, and of that amount \$267,989 is tax revenue to be raise from new property added to the tax roll this year.

The Town of Addison is accessible to persons with disabilities. Please call 972-450-2819 at least 48 hours in advance of the meeting if you need assistance. The budget document is on file with the City Secretary and is available for public inspection or may be accessed on the Town's website at:
<https://addisontexas.net/finance/budget>
Publication Date: August 26, 2022
/s/ Steven Glickman, CFO