



TOWN OF ADDISON

CITY MANAGER PROPOSED FY2023 ANNUAL BUDGET

**Filed with the City Secretary
July 29, 2022**

This budget will raise more total property taxes than last year's budget by \$2,337,210, or 7.8 percent, and of that amount \$260,813 is tax revenue to be raised from new property added to the tax roll this year.

The above statement is required by Section 102.005(b), Loc. Gov. Code.

TABLE OF CONTENTS

City Manager Transmittal Letter..... 1

Budget Summary 10

All Funds Summary..... 13

Personnel Summary 14

General Fund Summary by Category 19

General Fund Revenue Summary 20

General Fund Summary by Department 21

Hotel Special Revenue Fund Summary by Category 22

Hotel Special Revenue Fund Summary by Department 23

Economic Development Fund Summary 24

General Obligation Debt Service Fund Summary 25

Utility Fund Summary..... 26

Stormwater Fund Summary 27

Airport Fund Summary..... 28

Self-Funded Project Fund Summary..... 29

Other Special Revenue Fund Summaries 31

Infrastructure Investment Fund Summary..... 38

Streets Self-Funded Project Fund Summary 39

Grant Funds Summary..... 40

Information Technology Replacement Fund Summary..... 41

Capital Replacement Fund Summary 42

Facility Maintenance Fund Summary..... 44

Decision Packages 45

Capital Improvements Program Budget..... 51

Summary of Total Outstanding Debt..... 85



July 29, 2022

Honorable Mayor and Members of the City Council,

I am pleased to present the fiscal year 2023 proposed budget for the Town of Addison. It has been prepared in conformance with the requirements of the Town Charter, Town financial policies, and State law. This budget represents the expected revenues and planned expenditures for the Town's fiscal year from October 1, 2022 to September 30, 2023.

This budget allocates resources in alignment with the City Council's Strategic Pillars and Milestones for fiscal year 2023. The proposed budget conforms with our practice of providing Town employees with the resources required to deliver the excellent municipal services expected by Addison residents and businesses. This budget continues to maintain the conservative fiscal approach that has allowed Addison to achieve our sound financial position and stellar bond ratings (AAA from Standard and Poor's (S&P) and Aaa from Moody's).

Over the past several years, the Town has positioned itself to take advantage of unique growth opportunities while continuing to care for the existing community. Despite economic impacts from the pandemic to the restaurant and hotel industries, the Town of Addison remains well-positioned for future prosperity.

As a community, we have been proactive and strategic in planning how to address the significant issues that will impact the Town's future. This proposed budget allows the Town to continue to execute on the plans in place to address:

- How to attract and capitalize on new development opportunities;
- How we fund and revitalize our infrastructure and facilities;
- How we attract, train, and retain talented and effective staff; and,
- How we continually improve the way we do business and the services we provide so that Addison remains a vibrant and attractive place to live, work, and play.

Ongoing Big Issues

Infrastructure Planning & Maintenance

The fiscal year 2023 budget continues the progress the Town has made in using the comprehensive Asset Management Plan to make informed decisions about how to invest our resources to address our infrastructure needs now and in the future. In fiscal year 2020, Council adopted an Asset Management Policy for the Town, which established the scope and framework

for the Asset Management Plan. Using this policy as a guide, the Town continues to provide funding to support critical maintenance and infrastructure needs. To remain proactive in addressing these needs, the Town continues to improve upon the Capital Improvement Program (CIP) Budget, which includes \$43.2M in infrastructure and improvement projects for fiscal year 2023. The fiscal year 2023 budget includes several bond-funded projects that were approved by voters as part of the November 2019 Bond Election. Information from the Asset Management System was used to inform the Community Bond Advisory Committee's recommendations related to the bond projects. This budget continues the Facility Maintenance Fund (implemented in fiscal year 2022) to provide dedicated funding to maintain the Town's aging facilities, that operates similarly to the Capital Equipment Replacement Fund and Information Technology Replacement Fund.

Pandemic Adjustments and Recovery

In fiscal year 2021, the Town implemented budgetary actions in response to the economic effects of the COVID-19 pandemic. While sales and mixed beverage taxes have recovered, this proposed budget reflects the need to continue the closure of the Addison Conference Centre as the hotel occupancy tax continues to recover.

In March of 2021, the federal government enacted legislation creating the American Rescue Plan Act Coronavirus Local Fiscal Recovery Fund (CLFRF). CLFRF provides funding for local governments to broadly respond to the COVID-19 public health emergency. Addison's distribution under this federal program is approximately \$4 million. The funds are delivered to the Town in two tranches. The first tranche arrived in August of 2021 and was used to mitigate revenue lost by the Town due to the pandemic and was split evenly between the Hotel Fund and Self-Funded Projects Fund. The second tranche is scheduled to arrive in August of 2022 and will be used to mitigate revenue lost in the Hotel Fund due to the pandemic.

Development and Redevelopment Opportunities

In fiscal year 2023, the Town plans continued progress on the Transit-Oriented Development project on the property around the future Silver Line rail station. Additionally, the completion and adoption of the Unified Development Code (UDC) is scheduled to conclude during the 2022 calendar year. The UDC is expected to assist in redevelopment efforts. Finally, the combined effects of the Midway Road Reconstruction Project and the Sam's Club Area Study will position that corridor for future redevelopment opportunities.

Development activity at the airport is expected to continue in fiscal year 2023. The recent completion of a new Airport Administration and Customs building, and the major runway and taxiway pavement preservation project have enhanced the airport's appeal. The new \$28 million Galaxy development is expected to open for business in October 2022. Largely funded by grants, the multi-year project to extend Taxiway Bravo will facilitate additional development at the airport. Airport staff has already fielded inquiries and is in the preliminary stages of negotiations on a significant new development made possible by the extension. The Council recently approved four new ground leases that include new airport developments and redevelopments. These range from reconstruction of an aircraft parking ramp with an estimated construction cost of approximately \$700,000 to redevelopment of the 6-acre Jetport site with six new hangars designed for large corporate jet aircraft. In addition, Atlantic Aviation is expected to begin construction (with a minimum value of \$14 million) on a redevelopment of their facility.

Continuous Improvement

This budget supports ongoing efforts to improve the way we deliver services to our residents and businesses in Addison. We continue to review how we operate and look for areas for improvement. I would like to highlight just a few of the continuous improvement efforts that are funded in the proposed budget:

- Continue efforts to optimize the MUNIS Enterprise Resource Planning (financial software) system to improve efficiency and internal controls.
- Continue to make improvements to comply with the Americans with Disabilities Act and implement strategies from the Parks, Recreation, and Open-Space Master Plan.
- Continue efforts to ensure our Emergency Medical Services equipment and training are state of the art.
- Continue to develop the Town's parks and trails by completing the Beltway Trail and Greenspace construction documents.
- Continue to optimize the Town's parks and trails by conducting a Park Land Dedication and Development Fee Study.
- Continue to enhance the Addison Athletic Club by adding wall treatments in the fitness wing.

Property Values

On an annual basis, the Dallas Central Appraisal District provides the Town with a certified tax roll of all properties inside Addison's city limits. The certified taxable values for fiscal year 2023 is \$5,630,931,020 which equates to an increase of approximately \$550 million, or 11.0%, from the previous year. Included in the certified taxable values are \$43,684,948 in new properties added to the tax roll between January 1, 2021 and December 31, 2021.

The average taxable value for a single-family home in Addison is \$382,732, an increase of approximately \$35,156 or 10.1% from the previous year.

Tax Rate

The proposed fiscal year 2023 budget decreases the Town's tax rate to \$0.597031 from \$0.614660. The calculated voter-approval tax rate is \$0.753995, with a no-new revenue tax rate of \$0.563865. The proposed tax rate exceeds the no-new revenue rate by \$0.033166, or 5.9%, primarily as a result of taxable value increases of existing properties.

Of the total tax rate, \$0.431000 is dedicated to maintenance and operations, which is a decrease of \$0.010109 from fiscal year 2022 for maintenance and operations, and \$0.166031 is dedicated to debt service payments. The debt service portion of the tax rate is decreasing as a result of increased taxable values coupled with the allocation of debt service issued for Airport and

Drainage purposes previously serviced by the tax rate proposed to be serviced fully by those funds beginning in fiscal year 2023. The decrease in the debt service portion of the tax rate is possible despite the planned issuance of General Obligation Bonds that were approved by voters in the 2012 and 2019 Bond Elections.

The proposed tax rate allows the Town to continue to provide the excellent services that residents and businesses expect.

At a property tax rate of \$0.597031, the municipal tax paid on the average single-family home will be approximately \$2,285.03 on an annual basis, an increase of \$148.62 over the previous year.

GENERAL FUND

The General Fund accounts for all expenditures for traditional government services (Public Safety, Parks & Recreation, Administration, etc.). General Fund revenue is generated from ad valorem property taxes, a one-cent portion of the sales tax, and a variety of fees for services.

General Fund revenues total approximately \$43.4 million for fiscal year 2023, an increase of 6.5% from the previous year's original budget. We project property tax revenues of approximately \$21.6 million, an increase of approximately 8.0% over the previous year's original budgeted amount and sales tax revenues of approximately \$14.4 million, 5.1% more than the fiscal year 2022 original budget.

General Fund operating expenditures are estimated at \$43.4 million, reflecting a 6.5% increase from the original fiscal year 2022 budget. The available ending fund balance for the General Fund is projected to be approximately \$20.5 million, leaving 47.1% of operating reserves, which exceeds both the Town's policy of 25% and the City Council's goal of 30%.

This budget proposes to fund the following in the General Fund:

- One Police Records Clerk – 1.0 Full Time Equivalent position
- One Development Services Management Analyst- 1.0 Full Time Equivalent position

It is important to note that General Fund expected revenues exceed planned expenditures by \$4,330. The proposed property tax revenue equates to a 7.4% increase on existing properties over the prior fiscal year.

When developing this proposed budget, staff conducted a survey of our comparator cities to determine their planned fiscal year 2023 market and merit increases for both general and sworn employees. On average, our comparator cities are planning a market adjustment of 2.00% for general employees, a market adjustment of 2.15% for sworn personnel, and an average merit adjustment of 3.25% for all employees in addition to the market adjustment. This proposed budget includes funding for market and merit adjustments matching the average of the comparator cities

as described above which results in a total compensation pool of 5.32% Town-wide with an average of 5.34% for the General Fund and 5.25% for all other funds. Additionally, this proposed budget includes funding for an anticipated 4.5% increase in the Town's group medical insurance premiums.

HOTEL FUND

The Hotel Fund collects funds from a 7% tax on hotel rooms rented in the Town of Addison. These funds are used to support projects that enhance and promote tourism, the arts, and the convention/hotel industry in Addison. The Hotel Fund continues to be the fund that has experienced the greatest financial impact as a result of the COVID-19 pandemic. While the Hotel Fund revenue has improved since the height of the pandemic, the fund is still recovering. Staff is cautiously optimistic about the fund's recovery.

Fund revenues for fiscal year 2023 are expected to total \$6.0 million, a decrease of approximately \$1.4 million, or 19.4%, due to a decrease in intergovernmental revenue of \$2.0 million as a result of funds received in fiscal year 2022 from the American Rescue Plan. Budgeted operational expenditures of approximately \$6.0 million, an increase of \$0.6 million, or 8.0%, are primarily due to increased costs associated with contractual services. The available ending fund balance for the Hotel Fund is projected to be \$3.8 million, leaving 62.7% of operating reserves, which exceeds the Town's policy of 25%.

The Hotel Fund budget includes the costs associated with the Performing Arts Department. The remaining expenditures in the Performing Arts Department are the grants to the WaterTower Theatre and Outcry Theatre, which are proposed to remain at the same levels as the fiscal year 2022 budget.

In accordance with direction provided by Council during the June 8, 2021 work session, this proposed budget reflects the Addison Conference Centre remaining closed for the entirety of fiscal year 2023 in order to provide the Hotel Fund time to recover from the loss of hotel occupancy taxes that are a result of the effects of COVID-19.

UTILITY FUND

The Utility Fund is supported by fees charged to water and sewer customers that pay for the services they receive from the Town. As a business-type fund, the revenues charged should at a minimum cover the fund's operating expenses and debt service, as well as any other policy-related goals defined by the City Council (i.e., funding for capital projects, capital replacement, conservation efforts, etc.).

In January 2018, the City Council approved a Utility Rate Policy to adopt utility rates that fully fund a short-term staffing plan and provide a mix of cash and bond funding for capital improvement projects. The fiscal year 2023 adjustments, effective October 1, 2022, will include an increase of 5% to water and sewer rates, which equates to \$3.06 per month for an average residential user of 5,000 gallons of water.

The Council gave direction at the June 14, 2022 Council meeting to continue the policy and adopt utility rates to provide a mix of cash and bond funding for capital improvement projects and maintain a minimum fund balance of 25% of operating expenses by utilizing cost of service adjustments. The new adjustments, which will take effect beginning in fiscal year 2024 will include the following proposed increases to water and sewer rates:

- Fiscal Year 2024: 5.5%
- Fiscal Year 2025: 5.5%
- Fiscal Year 2026: 5.5%
- Fiscal Year 2027: 4.0%
- Fiscal Year 2028: 3.5%

Staff continues to review the utility rate model on an annual basis to ensure the rate adjustments are in line with the needs identified in the rate model adopted by the City Council.

The total Utility Fund revenues for fiscal year 2023 are expected to be approximately \$15.4 million, with budgeted operational expenses of \$15.2 million. The available ending working capital for the Utility Fund is projected to be \$6.0 million. The projected end-of-year working capital will maintain 39.3% of operating reserves, which exceeds the Town's policy of 25%.

Notable items in the Utility Fund this year include:

- Increases in water and sewer rates of approximately 5% or \$3.06 per month for an average residential user of 5,000 gallons of water.
- An update to the water and sewer master plans to provide more current data and information to ensure that all major capital improvement projects are planned appropriately.

A total of \$2.1 million in capital projects are proposed in the Utility Fund for fiscal year 2023. These projects are funded through a combination of authorized bond funds (\$2.0 million) and cash (\$0.1 million) from the Utility Fund. A list of projects can be found in the Capital Improvements Program budget included in this document and submitted for City Council consideration.

STORMWATER FUND

The Stormwater Fund is supported by drainage fees added to utility bills. The projected revenues for fiscal year 2023 are \$2.7 million, with budgeted operational expenses totaling \$1.7 million. The available ending working capital for the Stormwater Fund is projected to be \$6.9 million, leaving 413% of operating expenses, which exceeds the Town's policy of 25%.

Fees for the Stormwater Fund will not increase this year for any customer rate class. Staff estimates that current revenue is sufficient to operate the fund within the Town's financial policies over the next five years.

A total of \$2.8 million in capital projects are proposed in the Stormwater Fund for fiscal year 2023. These projects are funded through operating revenue and cash reserves from the Stormwater Fund. Details regarding these projects can be found in the Capital Improvements Program budget included in this document and submitted for City Council consideration. The most significant items include:

- \$827,000 for Farmers Branch Basin Improvements – Le Grande Drive
- \$2.0 million for Rawhide Creek Basin Improvements - Les Lacs Area

ECONOMIC DEVELOPMENT FUND

The Economic Development Fund is supported by a combination of the following revenue sources:

- An allocation of a portion of the property tax rate equal to \$0.023716 (\$1.3 million)
- A transfer from the Hotel Fund to cover the Tourism Department activities (\$768,000)
- Service fees, interest, and other income (\$80,000)

Total revenues for fiscal year 2023 are estimated at \$2.1 million. This budget proposes increasing the transfer from the Hotel Fund to pre-pandemic levels as it was cut in half the last three fiscal years in order to allow the Hotel Fund time to recover from the economic impact of COVID-19.

AIRPORT FUND

The Airport Fund mainly receives revenues from rental income on Town-owned property and service fees to airport customers. Total projected revenues of approximately \$6.7 million in fiscal year 2023 will allow for budgeted operational expenses of approximately \$5.5 million. The available ending working capital for the Airport Fund is projected to be \$4.8 million, leaving 86.5% of operating expenses, which exceeds the Town's policy of 25%.

A total of \$8.5 million in capital projects are proposed in the Airport Fund for fiscal year 2023. These projects are funded through a combination of grant funding and cash from the Airport Fund including:

- \$5.8 million for improvements that will expand the Bravo/Golf Taxiways at Addison Airport. (Grant Funded)
- \$120,000 Airport access and security improvements. (Cash Funded)
- \$270,000 for Bravo T-Hangar roof replacements. (Cash Funded)
- \$750,000 for bulk fuel storage design services. (Cash Funded)
- \$1.6 million for reconstruction of Jimmy Doolittle Drive. (Cash Funded)

INFRASTRUCTURE INVESTMENT FUND (IIF)

The Infrastructure Investment Fund (IIF) was created in fiscal year 2015 through a \$4 million transfer from General Fund reserves. The intent of this fund is to cash finance infrastructure projects. Annually, a portion of the property tax rate equal to \$0.006201 is deposited into this fund. In fiscal year 2023, \$336,953 is scheduled to be generated by the IIF portion of the tax rate.

CAPITAL IMPROVEMENT BUDGET

The proposed Capital Improvement Program (CIP) budget for fiscal year 2023 is approximately \$43.2 million. Projects are funded by a combination of authorized bond funds, grant funding, and cash contributions. The CIP budget provides an all-funds view of the Town's planned capital improvement expenditures on public infrastructure and facilities over the next five years.

For more information related to these capital projects, please reference the fiscal year 2023 CIP budget also submitted to the City Council for consideration.

SELF-FUNDED SPECIAL PROJECT FUND


The purpose of the Self-Funded Special Project Fund is to cash fund important one-time projects. The dollars for these one-time projects comes from positive budget variances in the General Fund transferred at year-end. The anticipated beginning fund balance for fiscal year 2023 is approximately \$4.8M and budgeted expenditures total \$2,238,656. Major expenditures in this fund in fiscal year 2023 include:

- \$500,000 funding for the creation of an Other Post-Employment Benefits (OPEB) trust.
- \$7,500 for contract services to implement Governmental Accounting Standards Board (GASB) Statement No. 96.
- \$2,400 for capital budget and planning software.
- \$347,000 for Fire facility maintenance.
- \$82,000 for facility lightening protection.
- \$4,000 for animal control office space.
- \$11,517 funding for one-time costs associated with a new Records Clerk position.
- \$300,000 to utilize available Texas Ambulance Services Supplemental Payment Program (TASSPP) funds.
- \$3,000 funding for one-time costs associated with a new Management Analyst position.
- \$5,000 for the purchase of 2021 International Code Adoption books and materials.
- \$110,000 for the painting of Wheeler Bridge.
- \$223,000 for Beltway Trail and Greenspace construction documents.
- \$55,280 for Beckert Park light bollard replacement and electrical improvements.
- \$260,000 to purchase chipper equipment for the Parks department.
- \$132,500 for a Park Land Dedication & Development fee study.
- \$192,459 for Addison Athletic Club fitness wing wall treatments.

CONCLUSION

This completes the highlights of the fiscal year 2023 budget. I believe this budget balances the desire to continue to deliver high-quality services with the need to address issues that are important to the future of Addison.

I would like to thank the department directors who have put much time and expertise into the development of the budget. The creation of this budget would not have been possible without the hard work of Chief Financial Officer Steven Glickman, Budget Manager Kristen Solares, Controller Amanda Turner, and the rest of our Finance Department. In addition, I would like to give a special thanks to all the Town employees who continue to work hard to provide quality services to our residents and businesses in the Addison Way.

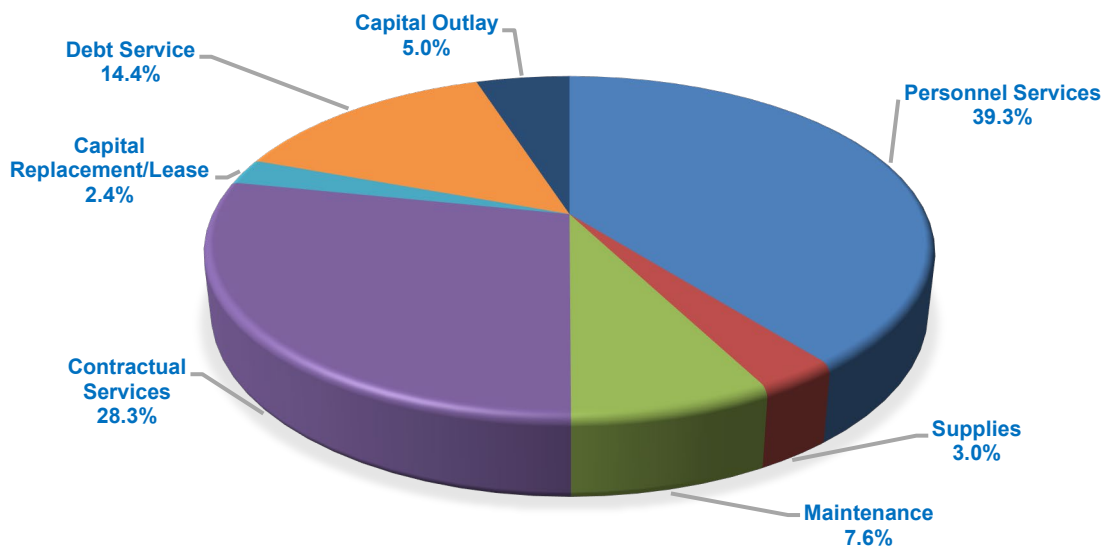
Respectfully submitted,

Wesley S. Pierson
City Manager



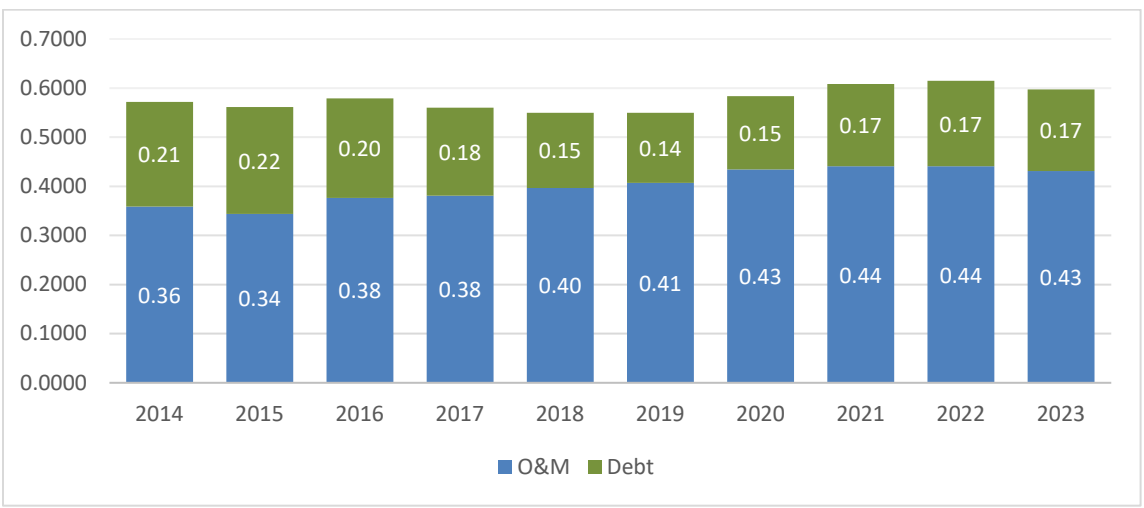
TOWN OF ADDISON CITY MANAGER PROPOSED FY2023 BUDGET SUMMARY

The following is a summary of the Fiscal Year (FY) 2022 – 2023 proposed annual budget of the Town of Addison that was submitted to the City Secretary on July 29, 2022.

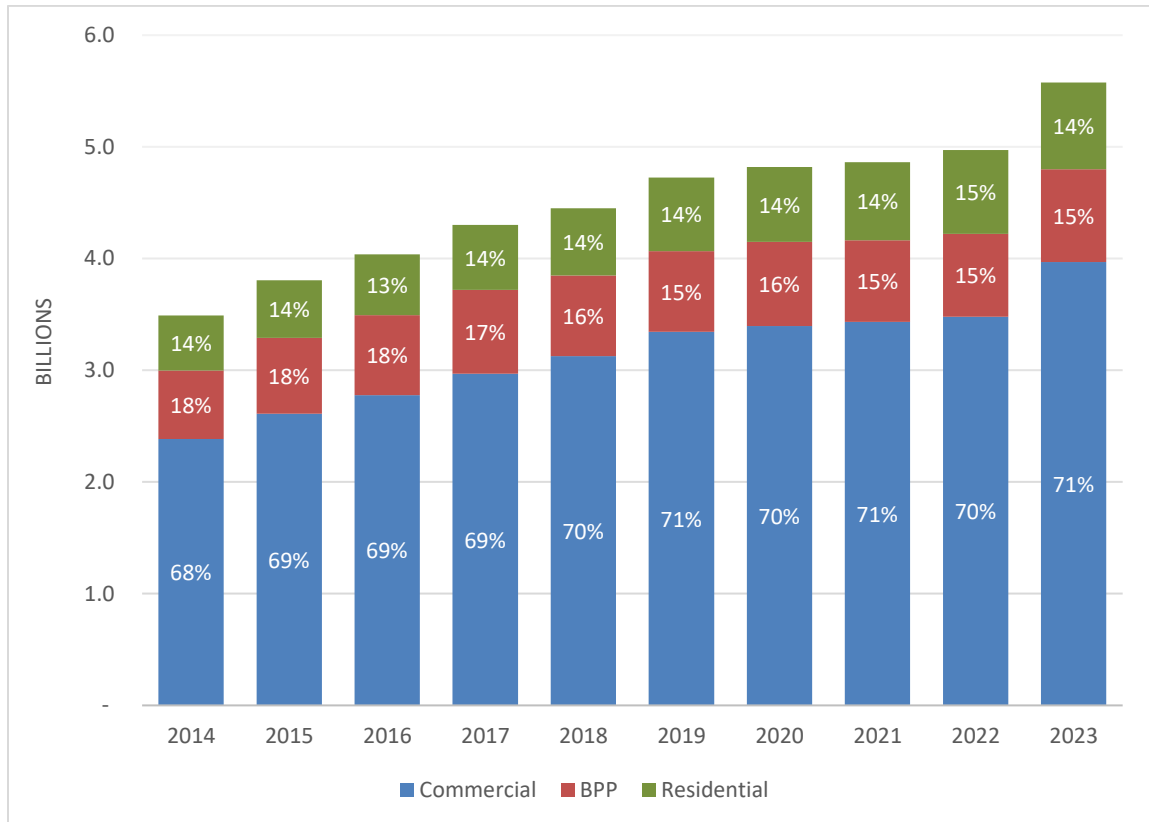
- **The total budget appropriates approximately \$91.1 million for operations and \$43.2 million for capital project expenditures.** This proposed budget provides sufficient funding to tailor services to meet the needs and expectations of the community.



- **The proposed property tax rate is \$0.597031.** The City Manager is proposing a property tax rate of **\$0.597031/\$100**, which is below the FY2023 voter-approval rate of **\$0.753995/\$100**. The proposed rate is above the no-new revenue rate of **\$0.563865/\$100**. (Numbers on chart have been rounded to nearest penny.)



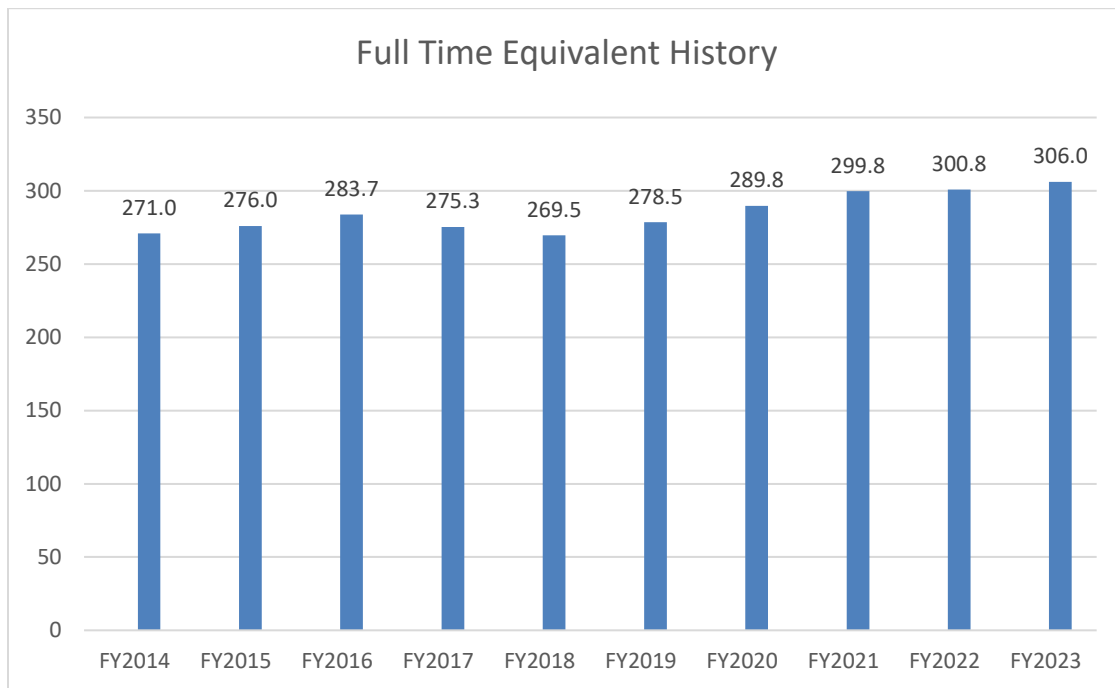
- **The certified taxable property value increased by 11.0 percent.** The certified taxable value for all property is approximately \$5.6 billion. The proposed rate generates a total property tax levy of \$33,618,409.



- **Revenues excluding transfers total \$87.4 million, a net increase of \$2.8 million compared to the fiscal year 2022 budget.** Significant variations in revenue sources include:
 - Property tax revenue is projected to increase \$2.3 million due to the issuance of voter approved debt, \$44 million in new properties added to the tax roll, and a 10.1% increase in existing property values.
 - Non-property tax revenue is projected to increase \$1.4 million back to pre-pandemic levels.
 - Utility revenue is increasing \$959 thousand in accordance with the rate policy adopted via resolution by the City Council in 2018.
 - Hotel Fund revenue is decreasing \$1.4 million due to the American Rescue Plan Act (ARPA) federal direct relief of \$2.0 million in fiscal year 2022.
 - Airport Fund revenue is projected to decrease \$373 thousand due to decreased rental income of \$333 thousand and decreased service fees of \$43 thousand.

- **The total staffing (all funds) is at 306.0 FTEs** (full-time equivalent), which is an increase of 5.2 FTEs over last year. The following positions are being added in FY2023:

- 0.5 FTE Management Assistant (Part-time to Full-time)
- 1.0 FTE Police Records Clerk
- 1.0 FTE Management Analyst
- 1.0 FTE Sponsorship & Marketing Specialist
- 0.5 FTE Department Assistant (Part-time to Full-time)
- 1.0 FTE Airport Operations Specialist
- 0.2 FTE Airport Summer Management Intern
- 5.2 FTE Total



- **The budget includes \$43.2 million for capital improvement projects.** Significant items include:

▪ Vitruvian West Streetscape and Bella Lane Extension	\$2,252,645
▪ Midway Road Reconstruction	\$10,375,000
▪ Keller Springs Road Reconstruction	\$10,201,568
▪ Improvements to Existing Buildings	\$2,582,498
▪ Les Lacs Pond Improvements	\$1,265,000
▪ Traffic Signal & ADA Improvements	\$1,400,000
▪ Rawhide Creek Basin Improvements – Les Lacs Area	\$2,011,033
▪ Addison Airport Bravo/Golf Taxiway Improvements	\$5,840,530
▪ Addison Airport Jimmy Doolittle Drive Reconstruction	\$1,550,000

**TOWN OF ADDISON
COMBINED SUMMARY OF REVENUES, EXPENDITURES AND CHANGES IN FUND BALANCE
BY CATEGORY
FY 2022-23**

General Fund	Special Revenue Funds			Debt Service		Capital		Proprietary Funds			Internal		Total All Funds	
	Hotel	Economic Development	Combined Grants	Combined Other	Combined Debt Service	Infrastructure Investment	Airport	Utility	Stormwater	Combined Replacement	Budget 2022-23	Estimated 2021-22	Actual 2020-21	
\$ 20,452,933	\$ 4,615,668	\$ 1,609,759	\$ 43,167	\$ 10,236,030	\$ 575,833	\$ 5,999,617	\$ 6,658,419	\$ 6,244,689	\$ 9,128,538	\$ 9,393,415	\$ 74,958,068	\$ 74,277,942	\$ 65,585,165	
REVENUES:														
Ad valorem tax	-	\$ 1,280,691	\$ -	\$ -	\$ 9,006,878	\$ 336,953	\$ -	\$ -	\$ -	\$ -	\$ 32,288,764	\$ 29,995,196	\$ 29,869,953	
Non-property taxes	4,800,000	-	-	-	-	-	-	-	-	-	20,425,000	20,855,000	18,488,945	
Franchise fees	-	-	-	40,000	-	-	-	-	-	-	2,195,000	2,220,000	1,989,938	
Licenses and permits	-	-	8,100	-	-	-	50,000	-	-	-	1,170,100	1,090,100	826,383	
Intergovernmental	-	-	-	-	-	-	1,276,600	15,269,420	2,554,023	2,140,963	58,100	2,072,836	1,785,366	
Service fees	1,127,000	60,000	-	-	-	-	-	-	-	24,496,496	24,010,811	22,779,281		
Fines and penalties	245,000	-	-	29,872	-	-	5,301,700	-	274,872	-	290,756	239,594		
Rental income	8,000	-	-	-	-	-	60,000	130,356	-	-	5,339,700	5,681,000	4,509,802	
Interest & other income	480,500	20,100	400	38,800	15,000	226,667	60,000	100,000	1,171,823	80,000	2,529,457	3,544,992		
TOTAL OPERATIONAL REVENUE	\$ 43,396,332	\$ 5,977,100	\$ 1,360,691	\$ 8,500	\$ 108,672	\$ 9,021,878	\$ 6,688,300	\$ 15,399,776	\$ 2,854,023	\$ 2,220,963	\$ 87,399,855	\$ 88,545,156	\$ 84,034,235	
Transfers from other funds	-	-	-	-	909,405	-	-	-	-	-	1,677,405	1,784,000	3,844,950	
Refunding Bond Proceeds	-	-	-	-	-	-	-	-	-	-	-	9,600,000	4,315,000	
TOTAL REVENUES	\$ 43,396,332	\$ 5,977,100	\$ 1,360,691	\$ 8,500	\$ 108,672	\$ 9,931,283	\$ 6,688,300	\$ 15,399,776	\$ 2,854,023	\$ 2,220,963	\$ 89,077,260	\$ 99,929,156	\$ 92,194,185	
TOTAL AVAILABLE RESOURCES	\$ 63,849,265	\$ 10,592,768	\$ 3,738,450	\$ 51,667	\$ 10,344,702	\$ 10,507,116	\$ 13,346,719	\$ 21,644,465	\$ 11,782,561	\$ 11,614,378	\$ 164,035,328	\$ 174,207,098	\$ 157,779,350	
EXPENDITURES:														
Personnel Services	28,025,560	1,423,621	562,558	-	25,000	-	2,452,144	2,755,991	406,629	710,000	35,651,503	33,200,101	31,100,114	
Supplies	1,862,696	57,259	18,371	84,000	-	-	56,381	232,112	16,100	624,000	2,736,919	2,091,797	2,027,135	
Maintenance	3,605,759	376,166	30,720	445,517	-	-	671,801	803,462	321,280	624,000	6,878,705	5,860,287	4,645,239	
Contractual Services	8,422,476	4,031,875	1,461,160	647,400	6,000	-	1,164,992	9,496,383	359,710	-	25,603,696	24,330,465	20,992,593	
Capital Replacement / Lease	1,597,511	130,568	13,372	-	-	-	232,928	206,584	10,000	-	2,190,963	12,435,316	12,435,357	
Debt Service	-	-	-	-	-	9,925,283	885,718	1,744,029	491,390	-	13,046,420	12,876,324	12,789,810	
Capital Outlay	178,000	-	-	1,354,239	-	-	35,000	-	60,000	2,894,500	4,521,739	2,017,861	2,942,296	
TOTAL OPERATIONAL EXPENDITURES	\$ 43,392,002	\$ 6,019,469	\$ 2,086,181	\$ 13,700	\$ 2,556,156	\$ 9,931,283	\$ 5,438,964	\$ 15,238,561	\$ 1,865,109	\$ 4,228,500	\$ 90,629,945	\$ 92,812,151	\$ 86,932,545	
Transfers to other funds	-	768,000	-	-	-	-	508,966	-	400,439	-	1,677,405	1,784,000	3,844,950	
One-Time Decision Package	-	30,000	75,000	-	-	-	-	340,000	-	-	445,000	331,000	-	
Capital Improvements	-	-	-	-	-	-	1,400,000	79,000	2,838,033	-	6,899,033	2,715,470	119,440	
Payment to Escrow Agent	-	-	-	-	-	-	2,582,000	-	-	-	-	9,600,000	4,261,861	
TOTAL EXPENDITURES	\$ 43,392,002	\$ 6,817,469	\$ 2,161,181	\$ 13,700	\$ 2,556,156	\$ 9,931,283	\$ 8,589,930	\$ 15,657,561	\$ 4,903,581	\$ 4,228,500	\$ 99,651,383	\$ 107,242,621	\$ 95,158,796	
ENDING FUND BALANCES	\$ 20,457,263	\$ 3,775,279	\$ 1,577,269	\$ 37,967	\$ 7,788,546	\$ 575,833	\$ 4,756,789	\$ 5,986,904	\$ 6,876,980	\$ 7,385,878	\$ 64,383,945	\$ 66,964,477	\$ 62,620,554	
Fund Balance Percentage	47.1%	62.7%	75.6%	277.1%	304.7%	5.8%	86.5%	39.3%	413.1%	174.7%	71.0%	72.2%	72.0%	

**TOWN OF ADDISON
PERSONNEL SUMMARY
FY2022-23**

	Actual 2020-21	Budget 2021-22	Estimated 2021-22	Budget 2022-23	DIFFERENCE 2022 to 2023
GENERAL FUND					
City Secretary					
City Secretary	1.0	1.0	1.0	1.0	-
	<u>1.0</u>	<u>1.0</u>	<u>1.0</u>	<u>1.0</u>	<u>-</u>
City Manager's Office					
City Manager	1.0	1.0	1.0	1.0	-
Deputy City Manager	1.4	1.0	1.0	1.0	-
Director of Administrative Services	1.0	1.0	1.0	1.0	-
Assistant to City Manager	-	-	-	1.0	1.0
Management Analyst	1.0	1.0	1.0	-	(1.0)
Executive Assistant	1.0	1.0	1.0	1.0	-
Volunteer Coordinator	0.5	0.5	0.5	0.5	-
	<u>5.9</u>	<u>5.5</u>	<u>5.5</u>	<u>5.5</u>	<u>-</u>
Finance Department					
Chief Financial Officer	1.0	1.0	1.0	1.0	-
Controller	0.7	0.5	0.5	0.5	-
Accounting Manager	1.0	1.0	1.0	1.0	-
Purchasing Manager	1.0	1.0	1.0	1.0	-
Budget Manager	1.0	1.0	1.0	1.0	-
Accounting Supervisor	0.7	0.5	0.5	0.5	-
Senior Accountant	1.0	1.0	1.0	1.0	-
Senior Budget Analyst	1.0	1.0	1.0	1.0	-
Senior Treasury Analyst	1.0	1.0	1.0	1.0	-
Accountant	1.0	1.0	1.0	1.0	-
Senior Accounting Specialist	-	-	1.0	1.0	-
Accounting Specialist	2.4	2.0	1.0	1.0	-
	<u>11.8</u>	<u>11.0</u>	<u>11.0</u>	<u>11.0</u>	<u>-</u>
General Services					
Director of General Services	1.0	1.0	1.0	1.0	-
Facilities Manager	1.0	1.0	1.0	1.0	-
Facilities Supervisor	1.0	1.0	1.0	1.0	-
Management Assistant	-	-	-	1.0	1.0
Department Assistant	0.5	0.5	0.5	-	(0.5)
Facilities Specialist	1.0	1.0	1.0	1.0	-
Facilities Assistant	1.0	1.0	1.0	1.0	-
	<u>5.5</u>	<u>5.5</u>	<u>5.5</u>	<u>6.0</u>	<u>0.5</u>
Municipal Court					
Municipal Court Administrator	1.0	1.0	1.0	1.0	-
Lead Deputy Court Clerk	1.0	1.0	1.0	1.0	-
Deputy Court Clerk	2.0	2.0	2.0	2.0	-
Municipal Judge	1.0	1.0	1.0	1.0	-
	<u>5.0</u>	<u>5.0</u>	<u>5.0</u>	<u>5.0</u>	<u>-</u>
Human Resources					
Director of Human Resources	1.0	1.0	1.0	1.0	-
Senior HR Business Partner	1.0	1.0	1.0	1.0	-
Talent Acquisition Partner	0.4	-	-	-	-
Human Resources Coordinator	1.0	1.0	1.0	1.0	-
	<u>3.4</u>	<u>3.0</u>	<u>3.0</u>	<u>3.0</u>	<u>-</u>
Information Technology					
Ex. Director of Business Performance	1.0	1.0	1.0	1.0	-
Senior Software Developer	1.0	1.0	-	-	-
Network Specialist	5.0	5.0	6.0	6.0	-
	<u>7.0</u>	<u>7.0</u>	<u>7.0</u>	<u>7.0</u>	<u>-</u>

**TOWN OF ADDISON
PERSONNEL SUMMARY
FY2022-23**

	Actual 2020-21	Budget 2021-22	Estimated 2021-22	Budget 2022-23	DIFFERENCE 2022 to 2023
Police					-
Police Chief	1.0	1.0	1.0	1.0	-
Assistant Police Chief	1.0	1.0	1.0	1.0	-
Captain	1.0	1.0	1.0	1.0	-
Lieutenant	5.0	5.0	5.0	5.0	-
Sergeant	8.0	8.0	8.0	8.0	-
Police Records Supervisor	1.0	1.0	1.0	1.0	-
Animal Control Supervisor	1.0	1.0	1.0	1.0	-
Police Officer	47.0	47.0	47.0	47.0	-
Animal Control Officer	2.0	2.0	2.0	2.0	-
Management Assistant	-	1.0	1.0	1.0	-
Department Assistant	3.0	2.0	2.0	2.0	-
Police Records Clerk	2.0	2.0	2.0	3.0	1.0
Crime Analyst	1.0	1.0	1.0	1.0	-
Property & Evidence Technician	1.0	1.0	1.0	1.0	-
	74.0	74.0	74.0	75.0	1.0
Fire					
Fire Chief	1.0	1.0	1.0	1.0	-
Deputy Fire Chief	1.0	2.0	2.0	2.0	-
Battalion Chief	3.0	3.0	3.0	3.0	-
Battalion Chief - Administration	1.0	1.0	1.0	1.0	-
Fire Captain	3.0	3.0	6.0	6.0	-
Fire Marshal	1.0	-	-	-	-
Fire Prevention Technician	1.0	1.0	1.0	1.0	-
Fire Lieutenant	6.0	6.0	3.0	3.0	-
Fire Equipment Operator/Paramedic	9.0	9.0	9.0	9.0	-
Firefighter/Paramedic	30.0	30.0	30.0	30.0	-
Fire Administrative Supervisor	1.0	1.0	1.0	1.0	-
Department Assistant	1.0	1.0	1.0	1.0	-
	58.0	58.0	58.0	58.0	-
Development Services					
Director of Development Services	1.0	1.0	1.0	1.0	-
Building Official	1.0	1.0	1.0	1.0	-
Development and Planning Manager	1.0	1.0	1.0	1.0	-
Environmental Health Manager	1.0	1.0	1.0	1.0	-
Senior Building Inspector	2.0	2.0	2.0	2.0	-
Plans Examiner	1.0	1.0	1.0	1.0	-
Senior Environmental Health Specialist	1.0	1.0	1.0	1.0	-
Environmental Health Specialist	1.0	1.0	1.0	1.0	-
Code Enforcement Officer	1.0	2.0	2.0	2.0	-
Combination Building Inspector	0.1	0.1	0.1	0.1	-
Management Analyst	-	-	-	1.0	1.0
Department Assistant	1.0	1.0	1.0	1.0	-
Senior Permit Technician	-	1.0	1.0	1.0	-
Permit Technician	1.0	-	-	-	-
Records Clerk	1.0	1.0	1.0	1.0	-
	13.1	14.1	14.1	15.1	1.0

**TOWN OF ADDISON
PERSONNEL SUMMARY
FY2022-23**

	Actual 2020-21	Budget 2021-22	Estimated 2021-22	Budget 2022-23	DIFFERENCE 2022 to 2023
Streets					
Streets and Traffic Manager	0.4	0.4	0.4	0.4	-
Signs and Signals Technician	2.0	2.0	2.0	2.0	-
Street Maintenance Worker	4.0	3.0	3.0	3.0	-
Street Crew Leader	1.0	1.0	1.0	1.0	-
	<u>7.4</u>	<u>6.4</u>	<u>6.4</u>	<u>6.4</u>	<u>-</u>
Parks					
Director of Parks and Recreation	1.0	1.0	1.0	1.0	-
Parks Contracts Manager	1.0	1.0	1.0	1.0	-
Parks Superintendent	1.0	1.0	1.0	1.0	-
Landscape Architect	1.0	1.0	1.0	1.0	-
Parks Supervisor	4.0	5.0	5.0	5.0	-
Parks Maintenance Technician	1.0	1.0	1.0	1.0	-
Electrician	1.0	1.0	1.0	1.0	-
Licensed Irrigator	3.0	3.0	3.0	3.0	-
Management Assistant	-	1.0	1.0	1.0	-
Department Assistant	1.0	-	-	-	-
Groundskeeper - III	1.0	-	-	-	-
Groundskeeper - II	2.0	2.0	2.0	2.0	-
Groundskeeper - I	8.0	8.0	8.0	8.0	-
	<u>25.0</u>	<u>25.0</u>	<u>25.0</u>	<u>25.0</u>	<u>-</u>
Recreation					
Assistant Director of Recreation	1.0	1.0	1.0	1.0	-
Recreation Manager	-	-	-	1.0	1.0
Recreation Supervisor	2.0	2.0	2.0	1.0	(1.0)
Recreation Coordinator	2.0	2.0	2.0	2.0	-
Pool Supervisor	0.2	0.2	0.2	0.2	-
Department Assistant	1.0	1.0	1.0	1.0	-
Senior Lifeguard	0.2	0.2	0.2	0.2	-
Recreation Assistant	3.5	3.5	3.5	3.5	-
Childcare Assistant	1.0	1.0	1.0	1.0	-
Camp Counselor	0.8	0.8	0.8	0.8	-
Custodian	1.0	1.0	1.0	1.0	-
Lifeguard	2.0	2.0	2.0	2.0	-
Facility Attendant	1.0	1.0	1.0	1.0	-
	<u>15.7</u>	<u>15.7</u>	<u>15.7</u>	<u>15.7</u>	<u>-</u>
GENERAL FUND TOTAL	<u>232.8</u>	<u>231.2</u>	<u>231.2</u>	<u>233.7</u>	<u>2.5</u>
HOTEL FUND					
Communications & Marketing					
Director of Public Communications	1.0	1.0	1.0	1.0	-
Marketing and Communications Specialist	1.0	1.0	1.0	1.0	-
	<u>2.0</u>	<u>2.0</u>	<u>2.0</u>	<u>2.0</u>	<u>-</u>

**TOWN OF ADDISON
PERSONNEL SUMMARY
FY2022-23**

	Actual 2020-21	Budget 2021-22	Estimated 2021-22	Budget 2022-23	DIFFERENCE 2022 to 2023
Special Events					
Director of Special Events	1.0	1.0	1.0	1.0	-
Special Events Supervisor	1.0	1.0	1.0	1.0	-
Special Events Coordinator	2.0	2.0	2.0	2.0	-
Sponsorship & Marketing Specialist	-	-	-	1.0	1.0
Department Assistant	0.5	0.5	0.5	1.0	0.5
	<u>4.5</u>	<u>4.5</u>	<u>4.5</u>	<u>6.0</u>	<u>1.5</u>
Addison Theatre Centre					
Theatre Centre Supervisor	1.0	1.0	1.0	1.0	-
Theatre Centre Attendant	0.5	0.5	0.5	0.5	-
	<u>1.5</u>	<u>1.5</u>	<u>1.5</u>	<u>1.5</u>	<u>-</u>
General Hotel Operations					
Senior Accountant	1.0	1.0	1.0	1.0	-
	<u>1.0</u>	<u>1.0</u>	<u>1.0</u>	<u>1.0</u>	<u>-</u>
HOTEL FUND TOTAL	<u>9.0</u>	<u>9.0</u>	<u>9.0</u>	<u>10.5</u>	<u>1.5</u>
ECONOMIC DEVELOPMENT FUND					
Economic Development					
Director of Economic Development	1.0	1.0	1.0	1.0	-
Economic Development Manager	1.0	1.0	1.0	1.0	-
Economic Development Coordinator	1.0	1.0	1.0	1.0	-
	<u>3.0</u>	<u>3.0</u>	<u>3.0</u>	<u>3.0</u>	<u>-</u>
Tourism Services					
Tourism Manager	-	1.0	1.0	1.0	-
Tourism Coordinator	1.0	-	-	-	-
	<u>1.0</u>	<u>1.0</u>	<u>1.0</u>	<u>1.0</u>	<u>-</u>
ECONOMIC DEVELOPMENT FUND TOTAL	<u>4.0</u>	<u>4.0</u>	<u>4.0</u>	<u>4.0</u>	<u>-</u>
AIRPORT FUND					
Deputy City Manager	0.3	0.5	0.5	0.5	-
Airport Director	1.0	1.0	1.0	1.0	-
Airport Assistant Director	2.0	2.0	2.0	2.0	-
GIS Manager	0.4	0.4	0.4	0.4	-
Asset Manager	1.0	1.0	1.0	1.0	-
Airport Maintenance Manager	1.0	1.0	1.0	1.0	-
Airport Operations Manager	1.0	1.0	1.0	1.0	-
Airport Accounting Manager	1.0	1.0	1.0	1.0	-
Accounting Supervisor	0.3	0.5	0.5	0.5	-
Police Officer	3.0	3.0	3.0	3.0	-
Leasing Manager	1.0	1.0	1.0	1.0	-
Talent Acquisition Partner	0.3	0.5	0.5	0.5	-
Management Assistant	1.0	1.0	1.0	1.0	-
Airport Operations Specialist	-	-	-	1.0	1.0
Accounting Specialist	0.3	0.5	0.5	0.5	-
Airport Maintenance Technician III	1.0	1.0	1.0	1.0	-
Department Assistant	1.0	1.0	1.0	1.0	-
Airport Maintenance Technician II	3.0	3.0	3.0	3.0	-
Janitorial and Light Maintenance Worker	1.0	1.0	1.0	1.0	-
Airport Summer Management Intern	-	-	-	0.2	0.2
	<u>19.6</u>	<u>20.4</u>	<u>20.4</u>	<u>21.6</u>	<u>1.2</u>
AIRPORT FUND TOTAL	<u>19.6</u>	<u>20.4</u>	<u>20.4</u>	<u>21.6</u>	<u>1.2</u>

**TOWN OF ADDISON
PERSONNEL SUMMARY
FY2022-23**

	Actual 2020-21	Budget 2021-22	Estimated 2021-22	Budget 2022-23	DIFFERENCE 2022 to 2023
UTILITY FUND					
Utility Administration					
Deputy City Manager	0.3	0.5	0.5	0.5	-
Director of Public Works and Engineering	1.0	1.0	1.0	1.0	-
Assistant Director of Infrastructure Services	1.0	1.0	1.0	1.0	-
GIS Manager	0.3	0.3	0.3	0.3	-
Capital Improvement Program Manager	1.0	1.0	1.0	1.0	-
Streets and Traffic Operations Manager	0.3	0.3	0.3	0.3	-
Utilities Manager	2.0	2.0	2.0	2.0	-
Right of Way Construction Manager	-	-	-	1.0	1.0
Talent Acquisition Partner	0.3	0.5	0.5	0.5	-
Water Quality Utility Supervisor	1.0	1.0	1.0	1.0	-
Senior Construction Inspector	1.0	1.0	1.0	-	(1.0)
Construction Inspector	2.0	2.0	2.0	2.0	-
Utility Crew Leader	1.0	1.0	1.0	1.0	-
Water Quality Specialist	2.0	2.0	2.0	2.0	-
Accounting Specialist	0.3	0.5	0.5	0.5	-
Utility Operator - III	4.0	4.0	4.0	4.0	-
Department Assistant	1.0	1.0	1.0	1.0	-
Utility Operator - II	2.0	2.0	2.0	2.0	-
Utility Operator - I	5.0	5.0	5.0	5.0	-
	<u>25.5</u>	<u>26.1</u>	<u>26.1</u>	<u>26.1</u>	<u>-</u>
Utility Billing					
Controller	0.3	0.5	0.5	0.5	-
Utility Billing Supervisor	0.8	0.8	0.8	0.8	-
Accounting Specialist	0.8	0.8	0.8	0.8	-
	<u>1.9</u>	<u>2.1</u>	<u>2.1</u>	<u>2.1</u>	<u>-</u>
UTILITY FUND TOTAL					
	<u>27.4</u>	<u>28.2</u>	<u>28.2</u>	<u>28.2</u>	<u>-</u>
STORMWATER FUND					
GIS Manager	0.3	0.3	0.3	0.3	-
Streets and Traffic Manager	0.3	0.3	0.3	0.3	-
Stormwater and Operations Manager	1.0	1.0	1.0	1.0	-
Utility Billing Supervisor	0.2	0.2	0.2	0.2	-
Stormwater Operator	2.0	2.0	2.0	2.0	-
Accounting Specialist	0.2	0.2	0.2	0.2	-
Street Maintenance Worker	-	1.0	1.0	1.0	-
	<u>4.0</u>	<u>5.0</u>	<u>5.0</u>	<u>5.0</u>	<u>-</u>
STORMWATER FUND TOTAL					
	<u>4.0</u>	<u>5.0</u>	<u>5.0</u>	<u>5.0</u>	<u>-</u>
CAPITAL IMPROVEMENTS PROGRAM					
Bond Infrastructure Project Manager	1.0	1.0	1.0	1.0	-
Bond Contract Administrator	1.0	1.0	1.0	1.0	-
Major Capital Projects Construction Inspector	1.0	1.0	1.0	1.0	-
CAPITAL IMPROVEMENTS PROGRAM TOTAL	<u>3.0</u>	<u>3.0</u>	<u>3.0</u>	<u>3.0</u>	<u>-</u>
ALL FUNDS TOTAL					
	<u>299.8</u>	<u>300.8</u>	<u>300.8</u>	<u>306.0</u>	<u>5.2</u>

**TOWN OF ADDISON
GENERAL FUND BY CATEGORY
FY2022-23**

	Actual 2020-21	Budget 2021-22	Estimated 2021-22	Budget 2022-23
BEGINNING BALANCES	\$ 20,134,439	\$ 20,149,761	\$ 20,243,675	\$ 20,452,933
REVENUES:				
Ad valorem Taxes	\$ 20,172,494	\$ 20,037,826	\$ 20,037,826	\$ 21,644,242
Non-Property Taxes	15,965,385	14,900,000	16,700,000	15,625,000
Franchise Fees	1,946,706	2,105,000	2,180,000	2,155,000
Licenses and Permits	824,908	1,090,100	1,090,100	1,170,100
Service Fees	1,826,274	2,018,070	2,018,070	2,068,490
Fines and Penalties	163,408	245,000	245,000	245,000
Rental Income	7,900	8,000	8,000	8,000
Interest and Other Income	1,303,979	356,000	396,000	480,500
TOTAL OPERATIONAL REVENUE	<u>\$ 42,211,054</u>	<u>\$ 40,759,996</u>	<u>\$ 42,674,996</u>	<u>\$ 43,396,332</u>
TOTAL REVENUES	<u>\$ 42,211,054</u>	<u>\$ 40,759,996</u>	<u>\$ 42,674,996</u>	<u>\$ 43,396,332</u>
TOTAL AVAILABLE RESOURCES	<u>\$ 62,345,493</u>	<u>\$ 60,909,757</u>	<u>\$ 62,918,671</u>	<u>\$ 63,849,265</u>
EXPENDITURES:				
Personnel Services	\$ 25,088,000	\$ 26,469,624	\$ 26,384,686	\$ 28,025,560
Supplies	1,324,798	1,437,825	1,399,095	1,562,696
Maintenance	2,925,428	3,576,374	3,569,386	3,605,759
Contractual Services	7,005,565	7,839,299	7,813,697	8,422,476
Capital Replacement / Lease	1,906,919	1,301,511	1,801,511	1,597,511
Capital Outlay	390,158	107,363	97,363	178,000
TOTAL OPERATIONAL EXPENDITURES	<u>\$ 38,640,868</u>	<u>\$ 40,731,996</u>	<u>\$ 41,065,738</u>	<u>\$ 43,392,002</u>
Transfer to Self-Funded Projects Fund	3,460,950	-	1,400,000	-
TOTAL EXPENDITURES	<u>\$ 42,101,818</u>	<u>\$ 40,731,996</u>	<u>\$ 42,465,738</u>	<u>\$ 43,392,002</u>
ENDING FUND BALANCES	<u>\$ 20,243,675</u>	<u>\$ 20,177,761</u>	<u>\$ 20,452,933</u>	<u>\$ 20,457,263</u>
Fund Balance Percentage	52.4%	49.5%	49.8%	47.1%

**TOWN OF ADDISON
GENERAL FUND REVENUE SUMMARY
FY2022-23**

	Actual 2020-21	Budget 2021-22	Estimated 2021-22	Budget 2022-23
BEGINNING BALANCES	\$ 20,134,439	\$ 20,149,761	\$ 20,243,675	\$ 20,452,933
REVENUES:				
Ad valorem Taxes				
Current Taxes	\$ 20,276,338	\$ 20,139,186	\$ 20,139,186	\$ 21,794,242
Delinquent Taxes	(159,726)	(151,360)	(151,360)	(200,000)
Penalty & Interest	55,882	50,000	50,000	50,000
	<u>\$ 20,172,494</u>	<u>\$ 20,037,826</u>	<u>\$ 20,037,826</u>	<u>\$ 21,644,242</u>
Non-Property Taxes				
Sales Taxes	\$ 14,881,277	\$ 13,700,000	\$ 15,500,000	\$ 14,400,000
Alcoholic Beverage Tax	1,084,108	1,200,000	1,200,000	1,225,000
	<u>\$ 15,965,385</u>	<u>\$ 14,900,000</u>	<u>\$ 16,700,000</u>	<u>\$ 15,625,000</u>
Franchise Fees				
Electric Franchise	\$ 1,422,617	\$ 1,525,000	\$ 1,525,000	\$ 1,575,000
Gas Franchise	185,638	200,000	275,000	250,000
Telecommunication Access	211,969	250,000	250,000	200,000
Cable Franchise	126,482	130,000	130,000	130,000
Street Rental	-	-	-	-
	<u>\$ 1,946,706</u>	<u>\$ 2,105,000</u>	<u>\$ 2,180,000</u>	<u>\$ 2,155,000</u>
Licenses and Permits				
Business Licenses & Permits	\$ 175,825	\$ 129,700	\$ 129,700	\$ 209,700
Building & Construction Permits	649,083	960,400	960,400	960,400
	<u>\$ 824,908</u>	<u>\$ 1,090,100</u>	<u>\$ 1,090,100</u>	<u>\$ 1,170,100</u>
Service Fees				
Public Safety	\$ 918,394	\$ 1,006,000	\$ 1,006,000	\$ 1,026,000
Urban Development	2,090	47,200	47,200	47,200
Streets & Sanitation	465,456	455,700	455,700	480,700
Recreation	29,903	70,300	70,300	70,300
Interfund	410,431	438,870	438,870	444,290
	<u>\$ 1,826,274</u>	<u>\$ 2,018,070</u>	<u>\$ 2,018,070</u>	<u>\$ 2,068,490</u>
Fines and Penalties	<u>\$ 163,408</u>	<u>\$ 245,000</u>	<u>\$ 245,000</u>	<u>\$ 245,000</u>
Rental Income	<u>\$ 7,900</u>	<u>\$ 8,000</u>	<u>\$ 8,000</u>	<u>\$ 8,000</u>
Interest Earnings	\$ 21,569	\$ 100,000	\$ 100,000	\$ 200,000
Recycling Proceeds	2,471	500	500	500
Intergovernmental	1,000,000	-	-	-
Other	279,939	255,500	295,500	280,000
	<u>\$ 1,303,979</u>	<u>\$ 356,000</u>	<u>\$ 396,000</u>	<u>\$ 480,500</u>
TOTAL OPERATIONAL REVENUE	<u><u>\$ 42,211,054</u></u>	<u><u>\$ 40,759,996</u></u>	<u><u>\$ 42,674,996</u></u>	<u><u>\$ 43,396,332</u></u>
TOTAL AVAILABLE RESOURCES	<u><u>\$ 62,345,493</u></u>	<u><u>\$ 60,909,757</u></u>	<u><u>\$ 62,918,671</u></u>	<u><u>\$ 63,849,265</u></u>

**TOWN OF ADDISON
GENERAL FUND BY DEPARTMENT
FY2022-23**

	Actual 2020-21	Budget 2021-22	Estimated 2021-22	Budget 2022-23
BEGINNING BALANCES	\$ 20,134,439	\$ 20,149,761	\$ 20,243,675	\$ 20,452,933
TOTAL OPERATIONAL REVENUE	<u>\$ 42,211,054</u>	<u>\$ 40,759,996</u>	<u>\$ 42,674,996</u>	<u>\$ 43,396,332</u>
TOTAL AVAILABLE RESOURCES	<u>\$ 62,345,493</u>	<u>\$ 60,909,757</u>	<u>\$ 62,918,671</u>	<u>\$ 63,849,265</u>
EXPENDITURES:				
General Government:				
City Secretary	\$ 208,900	\$ 221,275	\$ 216,275	\$ 228,244
City Manager	1,233,580	1,204,501	1,204,501	1,280,639
Finance	1,821,572	1,764,710	1,758,325	1,828,261
General Services	1,182,479	756,057	1,256,057	1,093,070
Municipal Court	646,453	712,737	712,737	731,219
Human Resources	670,312	740,209	740,209	747,189
Information Technology	1,897,336	2,257,050	2,215,764	2,383,056
Combined Services	1,073,544	1,362,400	1,362,400	1,485,125
City Council	312,169	245,981	345,981	326,320
	<u>\$ 9,046,345</u>	<u>\$ 9,264,920</u>	<u>\$ 9,812,249</u>	<u>\$ 10,103,123</u>
Public Safety:				
Police	\$ 10,288,616	\$ 10,546,045	\$ 10,463,790	\$ 11,108,853
Emergency Communications	1,392,569	1,594,245	1,594,245	1,764,387
Fire	8,705,861	9,086,845	9,086,845	9,681,086
	<u>\$ 20,387,046</u>	<u>\$ 21,227,135</u>	<u>\$ 21,144,880</u>	<u>\$ 22,554,326</u>
Development Services	<u>\$ 1,560,348</u>	<u>\$ 1,807,604</u>	<u>\$ 1,749,463</u>	<u>\$ 1,940,890</u>
Streets	<u>\$ 1,951,588</u>	<u>\$ 2,136,422</u>	<u>\$ 2,093,833</u>	<u>\$ 2,223,615</u>
Parks and Recreation:				
Parks	\$ 4,066,373	\$ 4,505,219	\$ 4,474,617	\$ 4,692,640
Recreation	1,629,168	1,790,696	1,790,696	1,877,408
	<u>\$ 5,695,541</u>	<u>\$ 6,295,915</u>	<u>\$ 6,265,313</u>	<u>\$ 6,570,048</u>
TOTAL OPERATIONAL EXPENDITURES	<u>\$ 38,640,868</u>	<u>\$ 40,731,996</u>	<u>\$ 41,065,738</u>	<u>\$ 43,392,002</u>
Transfers to other funds	3,460,950	-	1,400,000	-
TOTAL EXPENDITURES	<u>\$ 42,101,818</u>	<u>\$ 40,731,996</u>	<u>\$ 42,465,738</u>	<u>\$ 43,392,002</u>
ENDING FUND BALANCES	<u>\$ 20,243,675</u>	<u>\$ 20,177,761</u>	<u>\$ 20,452,933</u>	<u>\$ 20,457,263</u>
Fund Balance Percentage	52.4%	49.5%	49.8%	47.1%

TOWN OF ADDISON
HOTEL SPECIAL REVENUE FUND BY CATEGORY
FY2022-23

	Actual 2020-21	Budget 2021-22	Estimated 2021-22	Budget 2022-23
BEGINNING BALANCES	\$ 3,449,095	\$ 2,285,310	\$ 3,008,840	\$ 4,615,668
REVENUES:				
Non-Property Taxes	\$ 2,523,560	\$ 4,155,000	\$ 4,155,000	\$ 4,800,000
Service Fees	897,005	1,155,500	1,155,500	1,127,000
Rental Income	86,403	85,000	85,000	30,000
Intergovernmental - Federal	1,014,871	2,014,736	2,014,736	-
Interest and Other Income	67,509	10,100	10,100	20,100
TOTAL OPERATIONAL REVENUE	<u>\$ 4,589,349</u>	<u>\$ 7,420,336</u>	<u>\$ 7,420,336</u>	<u>\$ 5,977,100</u>
Transfers from other funds	-	-	-	-
TOTAL REVENUES	<u>\$ 4,589,349</u>	<u>\$ 7,420,336</u>	<u>\$ 7,420,336</u>	<u>\$ 5,977,100</u>
TOTAL AVAILABLE RESOURCES	<u>\$ 8,038,444</u>	<u>\$ 9,705,646</u>	<u>\$ 10,429,176</u>	<u>\$ 10,592,768</u>
EXPENDITURES:				
Personnel Services	\$ 1,081,678	\$ 1,257,905	\$ 1,232,447	\$ 1,423,621
Supplies	38,023	57,005	53,505	57,259
Maintenance	285,255	341,543	337,733	376,166
Contractual Services	3,140,942	3,786,812	3,675,255	4,031,875
Capital Replacement / Lease	74,078	130,568	130,568	130,568
Capital Outlay	10,155	-	-	-
TOTAL OPERATIONAL EXPENDITURES	<u>\$ 4,630,131</u>	<u>\$ 5,573,833</u>	<u>\$ 5,429,508</u>	<u>\$ 6,019,489</u>
Transfer to Economic Development Fund	384,000	384,000	384,000	768,000
One-Time Decision Packages	-	-	-	30,000
Capital Projects (Cash Funded)				
Addison Circle Fountain Repair	15,473	-	-	-
TOTAL EXPENDITURES	<u>\$ 5,029,604</u>	<u>\$ 5,957,833</u>	<u>\$ 5,813,508</u>	<u>\$ 6,817,489</u>
ENDING FUND BALANCES	<u>\$ 3,008,840</u>	<u>\$ 3,747,813</u>	<u>\$ 4,615,668</u>	<u>\$ 3,775,279</u>
Fund Balance Percentage	65.0%	67.2%	85.0%	62.7%

TOWN OF ADDISON
HOTEL SPECIAL REVENUE FUND BY DEPARTMENT
FY2022-23

	Actual 2020-21	Budget 2021-22	Estimated 2021-22	Budget 2022-23
BEGINNING BALANCES	\$ 3,449,095	\$ 2,285,310	\$ 3,008,840	\$ 4,615,668
REVENUES:				
Hotel/Motel Occupancy Taxes	\$ 2,523,560	\$ 4,155,000	\$ 4,155,000	\$ 4,800,000
Proceeds from Special Events	897,005	1,155,500	1,155,500	1,127,000
Rental Income	86,403	85,000	85,000	30,000
Intergovernmental - Federal	1,014,871	2,014,736	2,014,736	-
Interest Earnings and Other	67,509	10,100	10,100	20,100
TOTAL OPERATIONAL REVENUE	<u>\$ 4,589,349</u>	<u>\$ 7,420,336</u>	<u>\$ 7,420,336</u>	<u>\$ 5,977,100</u>
TOTAL REVENUES	<u>\$ 4,589,349</u>	<u>\$ 7,420,336</u>	<u>\$ 7,420,336</u>	<u>\$ 5,977,100</u>
TOTAL AVAILABLE RESOURCES	<u>\$ 8,038,444</u>	<u>\$ 9,705,646</u>	<u>\$ 10,429,176</u>	<u>\$ 10,592,768</u>
EXPENDITURES:				
Addison Theatre Centre	\$ 261,323	\$ 275,208	\$ 275,208	\$ 280,080
Conference Centre	242,199	200,977	212,138	220,510
General Hotel Operations	23,085	198,129	164,114	183,782
Marketing	859,612	1,139,905	1,139,905	1,185,765
Performing Arts	375,989	329,089	329,089	329,089
Special Events	2,001,576	2,425,736	2,425,736	2,745,839
Special Events Operations	866,347	993,628	883,318	1,074,424
TOTAL OPERATIONAL EXPENDITURES	<u>\$ 4,630,131</u>	<u>\$ 5,562,672</u>	<u>\$ 5,429,508</u>	<u>\$ 6,019,489</u>
Transfer to Economic Development Fund	384,000	384,000	384,000	768,000
One-Time Decision Packages	-	-	-	30,000
Capital Projects (Cash Funded)				
Addison Circle Fountain Repair	15,473	-	-	-
TOTAL EXPENDITURES	<u>\$ 5,029,604</u>	<u>\$ 5,946,672</u>	<u>\$ 5,813,508</u>	<u>\$ 6,817,489</u>
ENDING FUND BALANCES	<u>\$ 3,008,840</u>	<u>\$ 3,758,974</u>	<u>\$ 4,615,668</u>	<u>\$ 3,775,279</u>
Fund Balance Percentage	65.0%	67.6%	85.0%	62.7%

**TOWN OF ADDISON
ECONOMIC DEVELOPMENT FUND
FY2022-23**

	Actual 2020-21	Budget 2021-22	Estimated 2021-22	Budget 2022-23
BEGINNING BALANCES	\$ 1,968,832	\$ 1,718,980	\$ 2,012,219	\$ 1,609,759
REVENUES:				
Ad valorem Taxes	\$ 1,163,539	\$ 1,153,552	\$ 1,153,552	\$ 1,280,691
Service Fees	27,165	60,000	60,000	60,000
Interest and Other Income	2,249	10,000	10,000	20,000
TOTAL OPERATIONAL REVENUE	<u>\$ 1,192,953</u>	<u>\$ 1,223,552</u>	<u>\$ 1,223,552</u>	<u>\$ 1,360,691</u>
Transfers from other funds	384,000	384,000	384,000	768,000
TOTAL REVENUES	<u>\$ 1,576,953</u>	<u>\$ 1,607,552</u>	<u>\$ 1,607,552</u>	<u>\$ 2,128,691</u>
TOTAL AVAILABLE RESOURCES	<u>\$ 3,545,785</u>	<u>\$ 3,326,532</u>	<u>\$ 3,619,771</u>	<u>\$ 3,738,450</u>
EXPENDITURES:				
Personnel Services	\$ 496,774	\$ 516,217	\$ 516,217	\$ 562,558
Supplies	10,551	20,301	20,301	18,371
Maintenance	24,407	29,602	29,602	30,720
Contractual Services	984,837	1,430,520	1,430,520	1,461,160
Capital Replacement / Lease	16,997	13,372	13,372	13,372
TOTAL OPERATIONAL EXPENDITURES	<u>\$ 1,533,566</u>	<u>\$ 2,010,012</u>	<u>\$ 2,010,012</u>	<u>\$ 2,086,181</u>
One-Time Decision Packages	-	-	-	75,000
TOTAL EXPENDITURES	<u>\$ 1,533,566</u>	<u>\$ 2,010,012</u>	<u>\$ 2,010,012</u>	<u>\$ 2,161,181</u>
ENDING FUND BALANCES	<u>\$ 2,012,219</u>	<u>\$ 1,316,520</u>	<u>\$ 1,609,759</u>	<u>\$ 1,577,269</u>
Fund Balance Percentage	131.2%	65.5%	80.1%	75.6%

**TOWN OF ADDISON
GENERAL OBLIGATION DEBT SERVICE FUND
FY2022-23**

	Actual 2020-21	Budget 2021-22	Estimated 2021-22	Budget 2022-23
BEGINNING BALANCES	\$ 6,335	\$ 402,070	\$ 573,411	\$ 575,833
REVENUES:				
Ad valorem Taxes	\$ 8,229,693	\$ 8,500,108	\$ 8,500,108	\$ 9,006,878
Interest and Other Income	2,941	2,500	2,500	15,000
TOTAL OPERATIONAL REVENUE	<u>\$ 8,232,634</u>	<u>\$ 8,502,608</u>	<u>\$ 8,502,608</u>	<u>\$ 9,021,878</u>
Transfers from other funds	-	-	-	909,405
Refunding Bond Proceeds	4,315,000	-	9,600,000	-
TOTAL REVENUES	<u>\$ 12,547,634</u>	<u>\$ 8,502,608</u>	<u>\$ 18,102,608</u>	<u>\$ 9,931,283</u>
TOTAL AVAILABLE RESOURCES	<u>\$ 12,553,969</u>	<u>\$ 8,904,678</u>	<u>\$ 18,676,019</u>	<u>\$ 10,507,116</u>
EXPENDITURES:				
Contractual Services	\$ 8,092	\$ 5,000	\$ 5,000	\$ 6,000
Debt Service	7,710,605	8,495,186	8,495,186	9,925,283
TOTAL OPERATIONAL EXPENDITURES	<u>\$ 7,718,697</u>	<u>\$ 8,500,186</u>	<u>\$ 8,500,186</u>	<u>\$ 9,931,283</u>
Payment to Escrow Agent	4,261,861	-	9,600,000	-
TOTAL EXPENDITURES	<u>\$ 11,980,558</u>	<u>\$ 8,500,186</u>	<u>\$ 18,100,186</u>	<u>\$ 9,931,283</u>
ENDING FUND BALANCES	<u>\$ 573,411</u>	<u>\$ 404,492</u>	<u>\$ 575,833</u>	<u>\$ 575,833</u>
Fund Balance Percentage	7.4%	4.8%	6.8%	5.8%

**TOWN OF ADDISON
UTILITY FUND
FY2022-23**

	Actual 2020-21	Budget 2021-22	Estimated 2021-22	Budget 2022-23
BEGINNING WORKING CAPITAL	\$ 6,431,088	\$ 5,956,407	\$ 6,532,715	\$ 6,244,689
REVENUES:				
Water Sales	\$ 7,518,421	\$ 7,738,852	\$ 7,738,852	\$ 8,452,239
Sewer Charges	5,808,866	6,500,903	6,500,903	6,709,962
Tap Fees & Other	10,683	17,500	17,500	15,345
Penalties	15,958	75,000	75,000	91,874
Interest and Other Income	67,114	108,500	108,500	130,356
TOTAL OPERATIONAL REVENUE	<u>\$ 13,421,042</u>	<u>\$ 14,440,755</u>	<u>\$ 14,440,755</u>	<u>\$ 15,399,776</u>
TOTAL AVAILABLE RESOURCES	<u>\$ 19,852,130</u>	<u>\$ 20,397,162</u>	<u>\$ 20,973,470</u>	<u>\$ 21,644,465</u>
EXPENSES:				
Personnel Services	\$ 2,145,882	\$ 2,549,211	\$ 2,551,512	\$ 2,755,991
Supplies	300,455	202,232	201,032	232,112
Maintenance	527,646	892,356	892,356	803,462
Contractual Services				
Water Purchases	3,242,450	4,224,277	4,224,277	4,327,486
Wastewater Treatment	3,486,904	3,727,622	3,727,622	3,831,839
Other Services	1,286,970	1,077,191	1,069,616	1,337,058
Capital Replacement / Lease	581,857	231,584	231,584	206,584
Debt Service	1,517,681	1,526,782	1,526,782	1,744,029
Capital Outlay	142,533	-	-	-
TOTAL OPERATIONAL EXPENSES	<u>\$ 13,232,378</u>	<u>\$ 14,431,255</u>	<u>\$ 14,424,781</u>	<u>\$ 15,238,561</u>
One-Time Decision Packages	-	245,000	245,000	340,000
Capital Projects (Cash Funded)				
Basin I Sanitary Sewer Re-route	87,037	-	-	-
Beltway Drive/Belt Line Road Water Main Replacement	-	-	-	79,000
Lake Forest Drive Utility Improvements	-	59,000	59,000	-
TOTAL EXPENSES	<u>\$ 13,319,415</u>	<u>\$ 14,735,255</u>	<u>\$ 14,728,781</u>	<u>\$ 15,657,561</u>
ENDING WORKING CAPITAL	<u>\$ 6,532,715</u>	<u>\$ 5,661,907</u>	<u>\$ 6,244,689</u>	<u>\$ 5,986,904</u>
Working Capital Percentage	49.4%	39.2%	43.3%	39.3%

**TOWN OF ADDISON
STORMWATER FUND
FY2022-23**

	Actual 2020-21	Budget 2021-22	Estimated 2021-22	Budget 2022-23
BEGINNING WORKING CAPITAL	\$ 7,734,397	\$ 8,840,951	\$ 8,975,956	\$ 9,128,538
REVENUES:				
Licenses and Permits	\$ 1,475	\$ -	\$ -	\$ -
Drainage Fees	2,457,241	2,554,023	2,554,023	2,554,023
Interest and Other Income	33,911	20,000	20,000	100,000
TOTAL OPERATIONAL REVENUE	<u>\$ 2,492,627</u>	<u>\$ 2,574,023</u>	<u>\$ 2,574,023</u>	<u>\$ 2,654,023</u>
TOTAL AVAILABLE RESOURCES	<u>\$ 10,227,024</u>	<u>\$ 11,414,974</u>	<u>\$ 11,549,979</u>	<u>\$ 11,782,561</u>
EXPENSES:				
Personnel Services	\$ 324,658	\$ 396,777	\$ 396,777	\$ 406,629
Supplies	11,637	13,000	12,364	16,100
Maintenance	59,377	116,240	114,619	321,280
Contractual Services	256,804	327,351	304,596	359,710
Capital Replacement / Lease	-	10,000	10,000	10,000
Debt Service	542,616	545,266	545,266	491,390
Capital Outlay	53,796	146,000	146,000	60,000
TOTAL OPERATIONAL EXPENSES	<u>\$ 1,248,888</u>	<u>\$ 1,554,634</u>	<u>\$ 1,529,622</u>	<u>\$ 1,665,109</u>
Transfer to Debt Service Fund	-	-	-	400,439
One-Time Decision Packages	-	73,000	70,000	-
Capital Projects (Cash Funded)				
White Rock Creek Basin - Oak North Drive Improvements	2,180	-	-	-
Rawhide Creek Basin Improvements - Les Lacs Area	-	447,491	471,819	2,011,033
Farmer's Branch Basin Improvements - Le Grande Drive	-	-	-	827,000
Winnwood Road Bridge Class Culvert Outlet Armoring	-	400,000	350,000	-
TOTAL EXPENSES	<u>\$ 1,251,068</u>	<u>\$ 2,475,125</u>	<u>\$ 2,421,441</u>	<u>\$ 4,903,581</u>
ENDING WORKING CAPITAL	<u>\$ 8,975,956</u>	<u>\$ 8,939,849</u>	<u>\$ 9,128,538</u>	<u>\$ 6,878,980</u>
Working Capital Percentage	718.7%	575.0%	596.8%	413.1%

**TOWN OF ADDISON
AIRPORT FUND
FY2022-23**

	Actual 2020-21	Budget 2021-22	Estimated 2021-22	Budget 2022-23
BEGINNING WORKING CAPITAL	\$ 5,711,003	\$ 5,152,471	\$ 6,946,145	\$ 6,658,419
REVENUES:				
Intergovernmental	\$ 107,000	\$ 50,000	\$ 50,000	\$ 50,000
Service Fees	1,172,785	1,320,272	1,450,000	1,276,600
Rental Income	4,415,499	5,635,534	5,200,000	5,301,700
Interest and Other Income	168,982	56,040	56,040	60,000
TOTAL OPERATIONAL REVENUE	<u>\$ 5,864,266</u>	<u>\$ 7,061,846</u>	<u>\$ 6,756,040</u>	<u>\$ 6,688,300</u>
Transfers from other funds	-	-	-	-
TOTAL REVENUES	<u>\$ 5,864,266</u>	<u>\$ 7,061,846</u>	<u>\$ 6,756,040</u>	<u>\$ 6,688,300</u>
TOTAL AVAILABLE RESOURCES	<u>\$ 11,575,269</u>	<u>\$ 12,214,317</u>	<u>\$ 13,702,185</u>	<u>\$ 13,346,719</u>
EXPENSES:				
Personnel Services	\$ 1,963,122	\$ 2,114,862	\$ 2,114,862	\$ 2,452,144
Supplies	41,731	57,200	64,700	56,381
Maintenance	368,803	745,119	744,416	671,801
Contractual Services	977,028	1,062,750	1,065,682	1,164,992
Capital Replacement / Lease	467,258	257,928	257,928	232,928
Debt Service	749,768	910,527	910,527	885,718
Capital Outlay	46,664	35,000	35,000	35,000
TOTAL OPERATIONAL EXPENSES	<u>\$ 4,614,374</u>	<u>\$ 5,183,386</u>	<u>\$ 5,193,115</u>	<u>\$ 5,498,964</u>
Transfer to Debt Service Fund	-	-	-	508,966
One-Time Decision Packages	-	16,000	16,000	-
Capital Projects (Cash Funded)				
Customs Facility	-	-	166,331	-
Bravo/Golf Taxiway Improvements	-	1,414,770	1,414,770	-
Airport Access & Security Improvements	-	-	-	12,000
Runway 15/33 Redesignation / Taxiway Alpha Rejuv.	14,750	-	85,250	-
Facility Repairs and Improvements	-	136,800	136,800	-
ADA Repairs and Improvements	-	31,500	31,500	-
Bravo T-Hangar Roof Replacements	-	-	-	270,000
Bulk Fuel Storage Design	-	-	-	750,000
Jimmy Doolittle Drive Reconstruction	-	-	-	1,550,000
TOTAL EXPENSES	<u>\$ 4,629,124</u>	<u>\$ 6,782,456</u>	<u>\$ 7,043,766</u>	<u>\$ 8,589,930</u>
ENDING WORKING CAPITAL	<u>\$ 6,946,145</u>	<u>\$ 5,431,861</u>	<u>\$ 6,658,419</u>	<u>\$ 4,756,789</u>
Working Capital Percentage	150.5%	104.8%	128.2%	86.5%

**TOWN OF ADDISON
SELF-FUNDED PROJECTS FUND
FY2022-23**

	Actual 2020-21	Budget 2021-22	Estimated 2021-22	Budget 2022-23
BEGINNING BALANCES	\$ 1,995,597	\$ 3,011,548	\$ 4,809,068	\$ 4,816,553
REVENUES:				
Interest and Other Income	\$ 473,109	\$ -	\$ -	\$ 25,000
TOTAL OPERATIONAL REVENUE	<u>\$ 473,109</u>	<u>\$ -</u>	<u>\$ -</u>	<u>\$ 25,000</u>
Transfers from other funds	3,460,950	-	1,400,000	-
TOTAL REVENUES	<u>\$ 3,934,059</u>	<u>\$ -</u>	<u>\$ 1,400,000</u>	<u>\$ 25,000</u>
TOTAL AVAILABLE RESOURCES	<u>\$ 5,929,656</u>	<u>\$ 3,011,548</u>	<u>\$ 6,209,068</u>	<u>\$ 4,841,553</u>
EXPENDITURES:				
Supplies	\$ 58,882	\$ 31,800	\$ 56,800	\$ 30,000
Maintenance	429,962	26,000	76,000	444,517
Contractual Services	214,717	393,000	988,000	619,900
Capital Outlay	417,027	255,715	271,715	1,144,239
TOTAL OPERATIONAL EXPENDITURES	<u>\$ 1,120,588</u>	<u>\$ 706,515</u>	<u>\$ 1,392,515</u>	<u>\$ 2,238,656</u>
TOTAL EXPENDITURES	<u>\$ 1,120,588</u>	<u>\$ 706,515</u>	<u>\$ 1,392,515</u>	<u>\$ 2,238,656</u>
ENDING FUND BALANCES	<u>\$ 4,809,068</u>	<u>\$ 2,305,033</u>	<u>\$ 4,816,553</u>	<u>\$ 2,602,897</u>
Fund Balance Percentage	429.2%	326.3%	345.9%	116.3%

TOWN OF ADDISON
SELF FUNDED PROJECTS FUND (CONTINUED)
FY2022-23

	Actual 2020-21	Budget 2021-22	Estimated 2021-22	Budget 2022-23
Projects List				
Metrocrest Services Capital Contribution	\$ -	\$ -	\$ 120,000	\$ -
TOD Real Estate Brokerage Services	-	-	200,000	-
FloQast Close Management Software	2,500	-	-	-
Buildings - Repairs	420,492	-	-	-
Compensation - Market Update Study	10,000	-	-	-
CMMS Implementation	32,615	-	-	-
TASSPP Consulting Fees	22,529	-	60,000	-
Tree Mitigation Plantings	-	-	50,000	-
Lifepak Defibrillators	101,258	-	-	-
Smoke Detector Battery Repl. Program	-	3,000	3,000	3,000
Ballistic Gear	20,522	-	-	-
Unified Development Code	-	-	140,000	-
Special Area Study	59,587	140,000	140,000	-
DART Engineering Review	5,100	-	45,000	-
Cotton Belt Railway Quiet Zone	10,495	-	-	-
Signal Timing Project	7,500	-	-	-
Enhanced Street Maintenance	235,234	-	-	-
Trails and Bicycle Path Master Plan	66,242	-	-	-
Beltway Drive Trail Master Plan Implementation	-	66,000	66,000	-
Facility Study and Consolidation	-	125,000	125,000	-
Athletic Center Building Updates	28,180	-	16,000	-
Irrigation Management System Upgrade	24,491	-	-	-
Addison Circle TOD	38,265	-	30,000	-
Celestial Park Improvements	35,578	-	25,000	-
Employee Handbook Update	-	12,000	12,000	-
Deferred Compensation Plan Review	-	25,000	25,000	-
Special Services Consultants	-	25,000	25,000	-
Forensics (Computer Hardware/Software)	-	25,000	25,000	-
Bail Out Rescue System	-	27,000	27,000	-
Vehicle and Supplies Code Officer	-	38,000	38,000	-
Vehicle and Supplies Trash and Parks Crew	-	79,515	79,515	-
Les Lacs Park Court Conversion	-	141,000	141,000	-
OPEB Trust	-	-	-	500,000
Consulting Fees - GASB 96	-	-	-	7,500
Capital Budget Planning Software	-	-	-	2,400
Fire Facility Maintenance	-	-	-	347,000
Facility Lightening Protection	-	-	-	82,000
Animal Control Office Space	-	-	-	4,000
Records Clerk Police Department	-	-	-	11,517
Utilize TASSPP Funds	-	-	-	300,000
Management Analyst Development Services	-	-	-	3,000
2012 International Code Adoption	-	-	-	5,000
Wheeler Bridge Painting	-	-	-	110,000
Beltway Trail and Greenspace Construction Documents	-	-	-	223,000
Beckert Park Light Bollard Replacement and Electrical	-	-	-	55,280
Chipper Equipment	-	-	-	260,000
Park Land Dedication and Development Fee Study	-	-	-	132,500
AAC Fitness Wing Wall Treatments	-	-	-	192,459
	\$ 1,120,588	\$ 706,515	\$ 1,392,515	\$ 2,238,656

**TOWN OF ADDISON
ADDISON GROVE ESCROW FUND
FY2022-23**

	Actual 2020-21	Budget 2021-22	Estimated 2021-22	Budget 2022-23
BEGINNING BALANCES	\$ 3,130,222	\$ 3,131,722	\$ 3,133,634	\$ 3,135,634
REVENUES:				
Interest and Other Income	\$ 3,412	\$ 2,000	\$ 2,000	\$ 10,000
TOTAL OPERATIONAL REVENUE	<u>\$ 3,412</u>	<u>\$ 2,000</u>	<u>\$ 2,000</u>	<u>\$ 10,000</u>
TOTAL REVENUES	<u>\$ 3,412</u>	<u>\$ 2,000</u>	<u>\$ 2,000</u>	<u>\$ 10,000</u>
TOTAL AVAILABLE RESOURCES	<u>\$ 3,133,634</u>	<u>\$ 3,133,722</u>	<u>\$ 3,135,634</u>	<u>\$ 3,145,634</u>
ENDING FUND BALANCES	<u>\$ 3,133,634</u>	<u>\$ 3,133,722</u>	<u>\$ 3,135,634</u>	<u>\$ 3,145,634</u>
Fund Balance Percentage	0.0%	0.0%	0.0%	0.0%

**TOWN OF ADDISON
PUBLIC SAFETY FUND
FY2022-23**

	Actual 2020-21	Budget 2021-22	Estimated 2021-22	Budget 2022-23
BEGINNING BALANCES	\$ 66,445	\$ 66,074	\$ 64,362	\$ 55,362
REVENUES:				
Fines and Penalties	\$ 42,260	\$ -	\$ 10,000	\$ -
Interest and Other Income	59	1,000	1,000	500
TOTAL OPERATIONAL REVENUE	<u>\$ 42,319</u>	<u>\$ 1,000</u>	<u>\$ 11,000</u>	<u>\$ 500</u>
TOTAL REVENUES	<u>\$ 42,319</u>	<u>\$ 1,000</u>	<u>\$ 11,000</u>	<u>\$ 500</u>
TOTAL AVAILABLE RESOURCES	<u>\$ 108,764</u>	<u>\$ 67,074</u>	<u>\$ 75,362</u>	<u>\$ 55,862</u>
EXPENDITURES:				
Supplies	\$ 44,402	\$ 64,149	\$ 20,000	\$ 50,000
TOTAL OPERATIONAL EXPENDITURES	<u>\$ 44,402</u>	<u>\$ 64,149</u>	<u>\$ 20,000</u>	<u>\$ 50,000</u>
TOTAL EXPENDITURES	<u>\$ 44,402</u>	<u>\$ 64,149</u>	<u>\$ 20,000</u>	<u>\$ 50,000</u>
ENDING FUND BALANCES	<u>\$ 64,362</u>	<u>\$ 2,925</u>	<u>\$ 55,362</u>	<u>\$ 5,862</u>
Fund Balance Percentage	145.0%	4.6%	276.8%	11.7%

**TOWN OF ADDISON
PEG FUND
FY2022-23**

	Actual 2020-21	Budget 2021-22	Estimated 2021-22	Budget 2022-23
BEGINNING BALANCES	\$ 359,096	\$ 200,596	\$ 402,711	\$ 234,211
REVENUES:				
Franchise Fees	\$ 43,232	\$ 50,000	\$ 40,000	\$ 40,000
Interest and Other Income	383	1,500	1,500	1,500
TOTAL OPERATIONAL REVENUE	<u>\$ 43,615</u>	<u>\$ 51,500</u>	<u>\$ 41,500</u>	<u>\$ 41,500</u>
TOTAL REVENUES	<u>\$ 43,615</u>	<u>\$ 51,500</u>	<u>\$ 41,500</u>	<u>\$ 41,500</u>
TOTAL AVAILABLE RESOURCES	<u>\$ 402,711</u>	<u>\$ 252,096</u>	<u>\$ 444,211</u>	<u>\$ 275,711</u>
EXPENDITURES:				
Capital Outlay	\$ -	\$ 210,000	\$ 210,000	\$ 210,000
TOTAL OPERATIONAL EXPENDITURES	<u>\$ -</u>	<u>\$ 210,000</u>	<u>\$ 210,000</u>	<u>\$ 210,000</u>
TOTAL EXPENDITURES	<u>\$ -</u>	<u>\$ 210,000</u>	<u>\$ 210,000</u>	<u>\$ 210,000</u>
ENDING FUND BALANCES	<u>\$ 402,711</u>	<u>\$ 42,096</u>	<u>\$ 234,211</u>	<u>\$ 65,711</u>
Fund Balance Percentage	0.0%	20.0%	111.5%	31.3%

**TOWN OF ADDISON
COURT TECHNOLOGY FUND
FY2022-23**

	Actual 2020-21	Budget 2021-22	Estimated 2021-22	Budget 2022-23
BEGINNING BALANCES	\$ 27,651	\$ 24,821	\$ 32,421	\$ 29,701
REVENUES:				
Fines and Penalties	\$ 4,939	\$ 6,780	\$ 6,780	\$ 7,260
Interest and Other Income	29	500	500	300
TOTAL OPERATIONAL REVENUE	<u>\$ 4,968</u>	<u>\$ 7,280</u>	<u>\$ 7,280</u>	<u>\$ 7,560</u>
TOTAL REVENUES	<u>\$ 4,968</u>	<u>\$ 7,280</u>	<u>\$ 7,280</u>	<u>\$ 7,560</u>
TOTAL AVAILABLE RESOURCES	<u>\$ 32,619</u>	<u>\$ 32,101</u>	<u>\$ 39,701</u>	<u>\$ 37,261</u>
EXPENDITURES:				
Supplies	\$ 198	\$ -	\$ -	\$ -
Contractual Services	-	25,000	10,000	25,000
TOTAL OPERATIONAL EXPENDITURES	<u>\$ 198</u>	<u>\$ 25,000</u>	<u>\$ 10,000</u>	<u>\$ 25,000</u>
TOTAL EXPENDITURES	<u>\$ 198</u>	<u>\$ 25,000</u>	<u>\$ 10,000</u>	<u>\$ 25,000</u>
ENDING FUND BALANCES	<u>\$ 32,421</u>	<u>\$ 7,101</u>	<u>\$ 29,701</u>	<u>\$ 12,261</u>
Fund Balance Percentage	16374.2%	28.4%	297.0%	49.0%

**TOWN OF ADDISON
BUILDING SECURITY FUND
FY2022-23**

	Actual 2020-21	Budget 2021-22	Estimated 2021-22	Budget 2022-23
BEGINNING BALANCES	\$ 32,841	\$ 34,591	\$ 38,503	\$ 43,063
REVENUES:				
Fines and Penalties	\$ 5,627	\$ 7,410	\$ 7,410	\$ 8,582
Interest and Other Income	35	750	750	300
TOTAL OPERATIONAL REVENUE	<u>\$ 5,662</u>	<u>\$ 8,160</u>	<u>\$ 8,160</u>	<u>\$ 8,882</u>
TOTAL REVENUES	<u>\$ 5,662</u>	<u>\$ 8,160</u>	<u>\$ 8,160</u>	<u>\$ 8,882</u>
TOTAL AVAILABLE RESOURCES	<u>\$ 38,503</u>	<u>\$ 42,751</u>	<u>\$ 46,663</u>	<u>\$ 51,945</u>
EXPENDITURES:				
Personnel Services	\$ -	\$ 25,151	\$ 3,600	\$ 25,000
TOTAL OPERATIONAL EXPENDITURES	<u>\$ -</u>	<u>\$ 25,151</u>	<u>\$ 3,600</u>	<u>\$ 25,000</u>
TOTAL EXPENDITURES	<u>\$ -</u>	<u>\$ 25,151</u>	<u>\$ 3,600</u>	<u>\$ 25,000</u>
ENDING FUND BALANCES	<u>\$ 38,503</u>	<u>\$ 17,600</u>	<u>\$ 43,063</u>	<u>\$ 26,945</u>
Fund Balance Percentage	0.0%	70.0%	1196.2%	107.8%

**TOWN OF ADDISON
CHILD SAFETY FUND
FY2022-23**

	Actual 2020-21	Budget 2021-22	Estimated 2021-22	Budget 2022-23
BEGINNING BALANCES	\$ 110,713	\$ 102,712	\$ 126,062	\$ 138,562
REVENUES:				
Fines and Penalties	\$ 17,970	\$ 11,000	\$ 14,000	\$ 11,000
Interest and Other Income	119	1,000	1,000	1,000
TOTAL OPERATIONAL REVENUE	<u>\$ 18,089</u>	<u>\$ 12,000</u>	<u>\$ 15,000</u>	<u>\$ 12,000</u>
TOTAL REVENUES	<u>\$ 18,089</u>	<u>\$ 12,000</u>	<u>\$ 15,000</u>	<u>\$ 12,000</u>
TOTAL AVAILABLE RESOURCES	<u>\$ 128,802</u>	<u>\$ 114,712</u>	<u>\$ 141,062</u>	<u>\$ 150,562</u>
EXPENDITURES:				
Supplies	\$ 240	\$ -	\$ -	\$ -
Contractual Services	2,500	2,500	2,500	2,500
TOTAL OPERATIONAL EXPENDITURES	<u>\$ 2,740</u>	<u>\$ 2,500</u>	<u>\$ 2,500</u>	<u>\$ 2,500</u>
TOTAL EXPENDITURES	<u>\$ 2,740</u>	<u>\$ 2,500</u>	<u>\$ 2,500</u>	<u>\$ 2,500</u>
ENDING FUND BALANCES	<u>\$ 126,062</u>	<u>\$ 112,212</u>	<u>\$ 138,562</u>	<u>\$ 148,062</u>
Fund Balance Percentage	4600.8%	4488.5%	5542.5%	5922.5%

TOWN OF ADDISON
JUSTICE ADMINISTRATION FUND
FY2022-23

	Actual 2020-21	Budget 2021-22	Estimated 2021-22	Budget 2022-23
BEGINNING BALANCES	\$ 27,994	\$ 26,204	\$ 33,404	\$ 36,770
REVENUES:				
Fines and Penalties	\$ 5,390	\$ 2,566	\$ 7,566	\$ 3,030
Interest and Other Income	20	800	800	200
TOTAL OPERATIONAL REVENUE	<u>\$ 5,410</u>	<u>\$ 3,366</u>	<u>\$ 8,366</u>	<u>\$ 3,230</u>
TOTAL REVENUES	<u>\$ 5,410</u>	<u>\$ 3,366</u>	<u>\$ 8,366</u>	<u>\$ 3,230</u>
TOTAL AVAILABLE RESOURCES	<u>\$ 33,404</u>	<u>\$ 29,570</u>	<u>\$ 41,770</u>	<u>\$ 40,000</u>
EXPENDITURES:				
Supplies	\$ -	\$ 4,000	\$ 4,000	\$ 4,000
Maintenance	-	1,000	1,000	1,000
TOTAL OPERATIONAL EXPENDITURES	<u>\$ -</u>	<u>\$ 5,000</u>	<u>\$ 5,000</u>	<u>\$ 5,000</u>
TOTAL EXPENDITURES	<u>\$ -</u>	<u>\$ 5,000</u>	<u>\$ 5,000</u>	<u>\$ 5,000</u>
ENDING FUND BALANCES	<u>\$ 33,404</u>	<u>\$ 24,570</u>	<u>\$ 36,770</u>	<u>\$ 35,000</u>
Fund Balance Percentage	0.0%	491.4%	735.4%	700.0%

**TOWN OF ADDISON
INFRASTRUCTURE INVESTMENT FUND
FY2022-23**

	Actual 2020-21	Budget 2021-22	Estimated 2021-22	Budget 2022-23
BEGINNING BALANCES	\$ 5,242,962	\$ 5,057,729	\$ 5,569,240	\$ 5,999,617
REVENUES:				
Ad valorem Taxes	\$ 304,227	\$ 303,710	\$ 303,710	\$ 336,953
Interest and Other Income	22,051	226,667	226,667	226,667
TOTAL OPERATIONAL REVENUE	<u>\$ 326,278</u>	<u>\$ 530,377</u>	<u>\$ 530,377</u>	<u>\$ 563,620</u>
TOTAL REVENUES	<u>\$ 326,278</u>	<u>\$ 530,377</u>	<u>\$ 530,377</u>	<u>\$ 563,620</u>
TOTAL AVAILABLE RESOURCES	<u>\$ 5,569,240</u>	<u>\$ 5,588,106</u>	<u>\$ 6,099,617</u>	<u>\$ 6,563,237</u>
EXPENDITURES:				
Capital Projects (Cash Funded)				
Traffic Signal and ADA Improvements	-	1,500,000	100,000	1,400,000
TOTAL EXPENDITURES	<u>\$ -</u>	<u>\$ 1,500,000</u>	<u>\$ 100,000</u>	<u>\$ 1,400,000</u>
ENDING FUND BALANCES	<u>\$ 5,569,240</u>	<u>\$ 4,088,106</u>	<u>\$ 5,999,617</u>	<u>\$ 5,163,237</u>
Fund Balance Percentage	0.0%	272.5%	5999.6%	368.8%

**TOWN OF ADDISON
STREETS SELF-FUNDED PROJECTS FUND
FY2022-23**

	Actual 2020-21	Budget 2021-22	Estimated 2021-22	Budget 2022-23
BEGINNING BALANCES	\$ 1,776,312	\$ 2,827,966	\$ 2,829,474	\$ 1,746,174
REVENUES:				
Interest and Other Income	\$ 1,053,162	\$ -	\$ 1,846,700	\$ 5,000
TOTAL OPERATIONAL REVENUE	<u>\$ 1,053,162</u>	<u>\$ -</u>	<u>\$ 1,846,700</u>	<u>\$ 5,000</u>
TOTAL REVENUES	<u>\$ 1,053,162</u>	<u>\$ -</u>	<u>\$ 1,846,700</u>	<u>\$ 5,000</u>
TOTAL AVAILABLE RESOURCES	<u>\$ 2,829,474</u>	<u>\$ 2,827,966</u>	<u>\$ 4,676,174</u>	<u>\$ 1,751,174</u>
EXPENDITURES:				
Maintenance	\$ -	\$ 1,980,000	\$ 2,930,000	\$ -
TOTAL EXPENDITURES	<u>\$ -</u>	<u>\$ 1,980,000</u>	<u>\$ 2,930,000</u>	<u>\$ -</u>
TOTAL EXPENDITURES	<u>\$ -</u>	<u>\$ 1,980,000</u>	<u>\$ 2,930,000</u>	<u>\$ -</u>
ENDING FUND BALANCES	<u>\$ 2,829,474</u>	<u>\$ 847,966</u>	<u>\$ 1,746,174</u>	<u>\$ 1,751,174</u>
Fund Balance Percentage	0.0%	42.8%	59.6%	0.0%

**TOWN OF ADDISON
GRANT FUNDS
FY2022-23**

	Actual 2020-21	Budget 2021-22	Estimated 2021-22	Budget 2022-23
BEGINNING BALANCES	\$ 49,251	\$ 38,833	\$ 48,367	\$ 43,167
REVENUES:				
Intergovernmental	\$ 663,495	\$ 8,100	\$ 8,100	\$ 8,100
Interest and Other Income	28,559	400	400	400
TOTAL OPERATIONAL REVENUE	<u>\$ 692,054</u>	<u>\$ 8,500</u>	<u>\$ 8,500</u>	<u>\$ 8,500</u>
TOTAL REVENUES	<u>\$ 692,054</u>	<u>\$ 8,500</u>	<u>\$ 8,500</u>	<u>\$ 8,500</u>
TOTAL AVAILABLE RESOURCES	<u>\$ 741,305</u>	<u>\$ 47,333</u>	<u>\$ 56,867</u>	<u>\$ 51,667</u>
EXPENDITURES:				
Supplies	\$ 87,164	\$ -	\$ -	\$ -
Maintenance	7,940	-	-	-
Contractual Services	381,931	13,700	13,700	13,700
Capital Outlay	215,903	-	-	-
TOTAL OPERATIONAL EXPENDITURES	<u>\$ 692,938</u>	<u>\$ 13,700</u>	<u>\$ 13,700</u>	<u>\$ 13,700</u>
TOTAL EXPENDITURES	<u>\$ 692,938</u>	<u>\$ 13,700</u>	<u>\$ 13,700</u>	<u>\$ 13,700</u>
ENDING FUND BALANCES	<u>\$ 48,367</u>	<u>\$ 33,633</u>	<u>\$ 43,167</u>	<u>\$ 37,967</u>
Fund Balance Percentage	7.0%	245.5%	315.1%	277.1%

TOWN OF ADDISON
INFORMATION TECHNOLOGY REPLACEMENT FUND
FY2022-23

	Actual 2020-21	Budget 2021-22	Estimated 2021-22	Budget 2022-23
BEGINNING WORKING CAPITAL	\$ 3,586,892	\$ 3,205,020	\$ 3,923,385	\$ 3,629,348
REVENUES:				
Service Fees	\$ 756,863	\$ 575,963	\$ 575,963	\$ 575,963
Interest and Other Income	15,625	-	-	20,000
TOTAL OPERATIONAL REVENUE	<u>\$ 772,488</u>	<u>\$ 575,963</u>	<u>\$ 575,963</u>	<u>\$ 595,963</u>
TOTAL REVENUES	<u>\$ 772,488</u>	<u>\$ 575,963</u>	<u>\$ 575,963</u>	<u>\$ 595,963</u>
TOTAL AVAILABLE RESOURCES	<u>\$ 4,359,380</u>	<u>\$ 3,780,983</u>	<u>\$ 4,499,348</u>	<u>\$ 4,225,311</u>
EXPENSES:				
Supplies	\$ 109,054	\$ 260,000	\$ 260,000	\$ 710,000
Maintenance	16,421	100,000	100,000	45,000
Contractual Services	1,102	-	-	-
Capital Outlay	309,417	510,000	510,000	818,000
TOTAL OPERATIONAL EXPENSES	<u>\$ 435,995</u>	<u>\$ 870,000</u>	<u>\$ 870,000</u>	<u>\$ 1,573,000</u>
TOTAL EXPENSES	<u>\$ 435,995</u>	<u>\$ 870,000</u>	<u>\$ 870,000</u>	<u>\$ 1,573,000</u>
ENDING WORKING CAPITAL	<u>\$ 3,923,385</u>	<u>\$ 2,910,983</u>	<u>\$ 3,629,348</u>	<u>\$ 2,652,311</u>
Working Capital Percentage	899.9%	334.6%	417.2%	168.6%
Equipment List				
Shared Network Equipment	\$ 291,715	\$ -	\$ -	\$ -
Police Taser Upgrade	56,886	-	-	-
Police Replace In-Car Video/Body Cams	-	510,000	510,000	383,000
Microsoft License Upgrades	16,421	100,000	100,000	-
Replace Mobile Device Computers	3,576	260,000	260,000	260,000
ADA Dashboard - Cityworks	19,720	-	-	-
Conference Rooms AV Replacements	46,465	-	-	-
Phone System Upgrade	-	-	-	300,000
EnerGov System Upgrade	-	-	-	150,000
PCs, iPads, and Laptops Upgrade	-	-	-	300,000
Anti-Virus Application Upgrade	-	-	-	50,000
Upgrade Managed Security Services	-	-	-	85,000
Security Camera Network Annual Support	-	-	-	45,000
	<u>\$ 434,783</u>	<u>\$ 870,000</u>	<u>\$ 870,000</u>	<u>\$ 1,573,000</u>

**TOWN OF ADDISON
CAPITAL REPLACEMENT FUND
FY2022-23**

	Actual 2020-21	Budget 2021-22	Estimated 2021-22	Budget 2022-23
WORKING CAPITAL	\$ 3,744,000	\$ 3,877,750	\$ 3,974,350	\$ 4,464,067
REVENUES:				
Service Fees	\$ 1,288,000	\$ 1,215,000	\$ 1,215,000	\$ 1,215,000
Interest and Other Income	301,744	35,000	35,000	50,000
TOTAL OPERATIONAL REVENUE	<u>\$ 1,589,744</u>	<u>\$ 1,250,000</u>	<u>\$ 1,250,000</u>	<u>\$ 1,265,000</u>
TOTAL REVENUES	<u>\$ 1,589,744</u>	<u>\$ 1,250,000</u>	<u>\$ 1,250,000</u>	<u>\$ 1,265,000</u>
TOTAL AVAILABLE RESOURCES	<u>\$ 5,333,744</u>	<u>\$ 5,127,750</u>	<u>\$ 5,224,350</u>	<u>\$ 5,729,067</u>
EXPENSES				
Contractual Services	2,751	-	-	-
Capital Outlay	1,356,643	760,283	760,283	2,031,500
TOTAL OPERATIONAL EXPENSES	<u>\$ 1,359,394</u>	<u>\$ 760,283</u>	<u>\$ 760,283</u>	<u>\$ 2,031,500</u>
TOTAL EXPENSES	<u>\$ 1,359,394</u>	<u>\$ 760,283</u>	<u>\$ 760,283</u>	<u>\$ 2,031,500</u>
ENDING WORKING CAPITAL	<u>\$ 3,974,350</u>	<u>\$ 4,367,467</u>	<u>\$ 4,464,067</u>	<u>\$ 3,697,567</u>
Working Capital Percentage	292.4%	574.5%	587.2%	182.0%

TOWN OF ADDISON
CAPITAL REPLACEMENT FUND (CONTINUED)
FY2022-23

	Actual 2020-21	Budget 2021-22	Estimated 2021-22	Budget 2022-23
Equipment List				
Emergency Generator Replacement	-	-	-	826,000
General Services F150 Crew Cab	-	39,100	39,100	-
General Services F250 Service Body	-	59,500	59,500	-
General Services Chevy Bolt	-	-	-	40,000
Police Motorcycles	-	60,000	60,000	35,000
Police Patrol Vehicles	103,353	-	-	-
Police K9 Chevy Tahoe	-	-	-	59,000
Police CID Chevy Tahoe	-	-	-	42,000
Police (2) CID Ford Explorer	28,941	-	-	76,000
Police (2) F150 CID	-	-	-	89,000
Police Ford Crime Scene Van	-	-	-	65,000
Fire Frazer Ambulance	286,922	-	-	375,000
Fire Self Contained Breathing Apparatus	82,667	-	-	-
Fire Ford Interceptor	-	48,000	48,000	50,000
Fire (4) Thermal Imaging Cameras	-	-	-	23,000
Fire Ford F-350 XLT Ext Cab- Battalion	91,945	-	-	-
Fire STRYKER Cardiac Monitor	191,241	-	-	-
Development Services F150 Supercab	-	32,100	32,100	-
Streets Ford F350 Extended Cab	30,551	-	-	-
Streets Ford F750 Aerial Body	-	165,033	165,033	-
Streets Backhoe	-	54,000	54,000	-
Parks Ford F350 Dump Body	59,871	-	-	83,000
Parks Ford F350 Utility Body	46,308	-	-	-
Parks Ford F350 Crew Cab	36,063	58,350	58,350	58,000
Parks Ford F150 Crew Cab	31,940	-	-	-
Parks F250 Crew Cab	-	-	-	57,500
Parks John Deere 835 XUV Gator	25,193	-	-	-
Parks John Deere 835 Gator w/ Sprayer	27,584	-	-	-
Recreation Life Fitness Weight Circuit	-	61,500	61,500	-
Recreation Life Fitness Treadmills	-	-	-	45,000
Airport Ford F250 Crew Cab	42,246	-	-	-
Airport Ford F750 Super Duty	77,921	-	-	-
Airport Toyota Highlander	37,346	-	-	-
Airport (2) Grasshopper Lawn Mowers	25,742	-	-	-
Utilities Ford Lightening	-	-	-	50,000
Utilities Ford F250	42,696	-	-	-
Utilities Ford F350	55,223	-	-	58,000
Utilities Ford F150	32,890	32,700	32,700	-
Utilities PipeHunter Vacuum Truck	-	150,000	150,000	-
	\$ 1,356,643	\$ 760,283	\$ 760,283	\$ 2,031,500

**TOWN OF ADDISON
FACILITY MAINTENANCE FUND
FY2022-23**

	Actual 2020-21	Budget 2021-22	Estimated 2021-22	Budget 2022-23
WORKING CAPITAL	\$ -	\$ 1,000,000	\$ 1,000,000	\$ 1,300,000
REVENUES:				
Service Fees	\$ 1,000,000	\$ 150,000	\$ 650,000	\$ 350,000
Interest and Other Income	-	-	-	10,000
TOTAL OPERATIONAL REVENUE	<u>\$ 1,000,000</u>	<u>\$ 150,000</u>	<u>\$ 650,000</u>	<u>\$ 360,000</u>
TOTAL REVENUES	<u>\$ 1,000,000</u>	<u>\$ 150,000</u>	<u>\$ 650,000</u>	<u>\$ 360,000</u>
TOTAL AVAILABLE RESOURCES	<u>\$ 1,000,000</u>	<u>\$ 1,150,000</u>	<u>\$ 1,650,000</u>	<u>\$ 1,660,000</u>
EXPENSES				
Maintenance	\$ -	\$ 327,500	\$ 327,500	\$ 579,000
Capital Outlay	-	22,500	22,500	45,000
TOTAL OPERATIONAL EXPENSES	<u>\$ -</u>	<u>\$ 350,000</u>	<u>\$ 350,000</u>	<u>\$ 624,000</u>
TOTAL EXPENSES	<u>\$ -</u>	<u>\$ 350,000</u>	<u>\$ 350,000</u>	<u>\$ 624,000</u>
ENDING WORKING CAPITAL	<u>\$ 1,000,000</u>	<u>\$ 800,000</u>	<u>\$ 1,300,000</u>	<u>\$ 1,036,000</u>
Working Capital Percentage	0.0%	228.6%	371.4%	166.0%
Project List				
Fire Station 2 Restroom Accessibility	\$ -	\$ 15,500	\$ 15,500	\$ -
Vitruvian Restrooms Cracking Repair	-	40,000	40,000	-
Central Fire Cast Stone Repair	-	55,000	55,000	53,000
Athletic Club Monument Sign	-	7,000	7,000	-
Finance Wood Deck Repair	-	-	-	12,000
Police Range Flooring Replacement	-	-	-	5,000
Central Fire Sewer Drain Repair	-	-	-	15,000
Shingle Roofing Replacement	-	-	-	155,000
Police Metal Roof Dormer Replacement	-	-	-	40,000
Pavilion Exterior Drinking Fountains	-	-	-	45,000
Theatre Center Water Heater Replacement	-	-	-	17,000
Celestial Garage Water Heater Replacement	-	-	-	7,000
	<u>\$ -</u>	<u>\$ 117,500</u>	<u>\$ 117,500</u>	<u>\$ 349,000</u>

**TOWN OF ADDISON
DECISION PACKAGE REQUESTS
SUMMARY**

	REQUESTED			APPROVED			
	Recurring	One-Time	Total	Recurring	One-Time	Total	FTEs
GENERAL FUND							
City Manager's Office							
1 Reclassification - Assistant to City Manager	\$ 15,286	\$ -	\$ 15,286	\$ 15,286	\$ -	\$ 15,286	0.0
	\$ 15,286	\$ -	\$ 15,286	\$ 15,286	\$ -	\$ 15,286	0.0
City Secretary							
1 New Position - Records Clerk	\$ 65,581	\$ -	\$ 65,581	\$ -	\$ -	\$ -	0.0
	\$ 65,581	\$ -	\$ 65,581	\$ -	\$ -	\$ -	0.0
Combined Services							
1 OPEB Trust	\$ 47,500	\$ -	\$ 47,500	\$ 47,500	\$ -	\$ 47,500	0.0
	\$ 47,500	\$ -	\$ 47,500	\$ 47,500	\$ -	\$ 47,500	0.0
Development							
1 New Position - Management Analyst	\$ 97,206	\$ -	\$ 97,206	\$ 48,603	\$ -	\$ 48,603	1.0
2 New Position - Senior Building Inspector	\$ 98,506	\$ -	\$ 98,506	\$ -	\$ -	\$ -	0.0
3 Environmental Health Manager Compensation	\$ 5,241	\$ -	\$ 5,241	\$ 5,241	\$ -	\$ 5,241	0.0
4 Camino Development	\$ 13,000	\$ -	\$ 13,000	\$ 13,000	\$ -	\$ 13,000	0.0
	\$ 213,953	\$ -	\$ 213,953	\$ 66,844	\$ -	\$ 66,844	1.0
Finance							
1 Capital Budget & Planning Software	\$ 11,500	\$ -	\$ 11,500	\$ 11,500	\$ -	\$ 11,500	0.0
	\$ 11,500	\$ -	\$ 11,500	\$ 11,500	\$ -	\$ 11,500	0.0
Fire							
1 New Position - Emergency Management Specialist	\$ 96,266	\$ -	\$ 96,266	\$ -	\$ -	\$ -	0.0
2 Wearing Apparel and Uniforms	\$ 20,000	\$ -	\$ 20,000	\$ 20,000	\$ -	\$ 20,000	0.0
3 Vehicle Mounted Cameras	\$ 1,000	\$ -	\$ 1,000	\$ -	\$ -	\$ -	0.0
	\$ 117,266	\$ -	\$ 117,266	\$ 20,000	\$ -	\$ 20,000	0.0
General Services							
1 Facility Security	\$ 1,500	\$ -	\$ 1,500	\$ -	\$ -	\$ -	0.0
2 Position Reclassification - Management Assistant	\$ 34,141	\$ -	\$ 34,141	\$ 34,141	\$ -	\$ 34,141	0.5
	\$ 35,641	\$ -	\$ 35,641	\$ 34,141	\$ -	\$ 34,141	0.5
Human Resources							
1 New Position - Human Resources Manager	\$ 102,839	\$ -	\$ 102,839	\$ -	\$ -	\$ -	0.0
2 Market Update for Front Line Staff	\$ 89,290	\$ -	\$ 89,290	\$ 89,290	\$ -	\$ 89,290	0.0
	\$ 192,129	\$ -	\$ 192,129	\$ 89,290	\$ -	\$ 89,290	0.0

**TOWN OF ADDISON
DECISION PACKAGE REQUESTS
SUMMARY**

	REQUESTED			APPROVED			
	Recurring	One-Time	Total	Recurring	One-Time	Total	FTEs
Parks							
1 New Position - Groundskeeper I	\$ 61,392	\$ -	\$ 61,392	\$ -	\$ -	\$ -	1.0
	\$ 61,392	\$ -	\$ 61,392	\$ -	\$ -	\$ -	1.0
Police							
1 Animal Control Office Space	\$ 47,520	\$ -	\$ 47,520	\$ 47,520	\$ -	\$ 47,520	0.0
2 New Position - Records Clerk	\$ 60,942	\$ -	\$ 60,942	\$ 60,942	\$ -	\$ 60,942	1.0
	\$ 108,462	\$ -	\$ 108,462	\$ 108,462	\$ -	\$ 108,462	1.0
Recreation							
1 New Position - Recreation Assistant Internship	\$ 95,360	\$ -	\$ 95,360	\$ -	\$ -	\$ -	1.0
	\$ 95,360	\$ -	\$ 95,360	\$ -	\$ -	\$ -	1.0
GENERAL FUND TOTAL	\$ 964,070	\$ -	\$ 964,070	\$ 393,023	\$ -	\$ 393,023	8.5
DEBT SERVICE FUND							
Debt Service							
1 Debt Service Allocation	\$ (909,405)	\$ -	\$ (909,405)	\$ (909,405)	\$ -	\$ (909,405)	0.0
	\$ (909,405)	\$ -	\$ (909,405)	\$ (909,405)	\$ -	\$ (909,405)	0.0
DEBT SERVICE FUND TOTAL	\$ (909,405)	\$ -	\$ (909,405)	\$ (909,405)	\$ -	\$ (909,405)	0.0
HOTEL FUND							
Hotel							
1 OPEB Trust	\$ 1,700	\$ -	\$ 1,700	\$ 1,700	\$ -	\$ 1,700	0.0
2 Market Update for Front Line Staff	\$ 811	\$ -	\$ 811	\$ 811	\$ -	\$ 811	0.0
3 New Position - Sponsorship & Marketing Specialist	\$ (86,331)	\$ -	\$ (86,331)	\$ (86,331)	\$ -	\$ (86,331)	1.0
4 Reclassification - Department Assistant to Full-time	\$ 33,041	\$ -	\$ 33,041	\$ 33,041	\$ -	\$ 33,041	0.5
5 Reclassification - Theatre Centre Technician to Full-time	\$ 37,214	\$ -	\$ 37,214	\$ -	\$ -	\$ -	0.0
6 Major Theatre Projects Funding	\$ 30,000	\$ -	\$ 30,000	\$ -	\$ 30,000	\$ 30,000	0.0
	\$ 16,435	\$ -	\$ 16,435	\$ (50,779)	\$ 30,000	\$ (20,779)	1.5
HOTEL FUND TOTAL	\$ 16,435	\$ -	\$ 16,435	\$ (50,779)	\$ 30,000	\$ (20,779)	1.5

**TOWN OF ADDISON
DECISION PACKAGE REQUESTS
SUMMARY**

	REQUESTED			APPROVED			
	Recurring	One-Time	Total	Recurring	One-Time	Total	FTEs
AIRPORT FUND							
Airport							
1 OPEB Trust	\$ 4,300	\$ -	\$ 4,300	\$ 4,300	\$ -	\$ 4,300	0.0
2 Market Update for Front Line Staff	\$ 14,934	\$ -	\$ 14,934	\$ 14,934	\$ -	\$ 14,934	0.0
3 Reclassification of GIS Manager Position	\$ 1,819	\$ -	\$ 1,819	\$ 1,819	\$ -	\$ 1,819	0.0
4 New Position - Airport Summer Management Intern	\$ 9,350	\$ -	\$ 9,350	\$ 9,350	\$ -	\$ 9,350	0.2
5 New Position - Airport Operations Specialist	\$ 36,594	\$ -	\$ 36,594	\$ 36,594	\$ -	\$ 36,594	1.0
6 Cost Allocations Compliance Study	\$ -	\$ 47,000	\$ 47,000	\$ -	\$ -	\$ -	0.0
7 Debt Service Allocation	\$ 508,966	\$ -	\$ 508,966	\$ 508,966	\$ -	\$ 508,966	0.0
	\$ 575,963	\$ 47,000	\$ 622,963	\$ 575,963	\$ -	\$ 575,963	1.2
AIRPORT FUND TOTAL	\$ 575,963	\$ 47,000	\$ 622,963	\$ 575,963	\$ -	\$ 575,963	1.2
ECONOMIC DEVELOPMENT FUND							
Economic Development							
1 OPEB Trust	\$ 1,000	\$ -	\$ 1,000	\$ 1,000	\$ -	\$ 1,000	0.0
2 Market Update for Front Line Staff	\$ 3,012	\$ -	\$ 3,012	\$ 3,012	\$ -	\$ 3,012	0.0
3 TOD Office Focused Marketing	\$ 25,000	\$ 75,000	\$ 100,000	\$ -	\$ 75,000	\$ 75,000	0.0
	\$ 29,012	\$ 75,000	\$ 104,012	\$ 4,012	\$ 75,000	\$ 79,012	0.0
ECONOMIC DEVELOPMENT FUND TOTAL	\$ 29,012	\$ 75,000	\$ 104,012	\$ 4,012	\$ 75,000	\$ 79,012	0.0
STORMWATER FUND							
Stormwater							
1 OPEB Trust	\$ 700	\$ -	\$ 700	\$ 700	\$ -	\$ 700	0.0
2 Reclassification of GIS Manager Position	\$ 1,365	\$ -	\$ 1,365	\$ 1,365	\$ -	\$ 1,365	0.0
3 Weekly Pet Waste Clean Up of High Use Parks & Areas	\$ 44,500	\$ -	\$ 44,500	\$ 44,500	\$ -	\$ 44,500	0.0
4 Celestial Place Storm Line and Pavement Repairs	\$ -	\$ 155,000	\$ 155,000	\$ -	\$ 155,000	\$ 155,000	0.0
5 Upgrade GapVax Blower	\$ -	\$ 60,000	\$ 60,000	\$ -	\$ 60,000	\$ 60,000	0.0
6 Debt Service Allocation	\$ 400,439	\$ -	\$ 400,439	\$ 400,439	\$ -	\$ 400,439	0.0
	\$ 447,004	\$ 215,000	\$ 662,004	\$ 447,004	\$ 215,000	\$ 662,004	0.0
STORMWATER FUND TOTAL	\$ 447,004	\$ 215,000	\$ 662,004	\$ 447,004	\$ 215,000	\$ 662,004	0.0

**TOWN OF ADDISON
DECISION PACKAGE REQUESTS
SUMMARY**

	REQUESTED			APPROVED		
	Recurring	One-Time	Total	Recurring	One-Time	Total
UTILITY FUND						
Utility Administration						
1 OPEB Trust	\$ 4,800	\$ -	\$ 4,800	\$ 4,800	\$ -	\$ 4,800
2 Market Update for Front Line Staff	\$ 27,437	\$ -	\$ 27,437	\$ 27,437	\$ -	\$ 27,437
3 Increase CDL Pay	\$ 11,323	\$ -	\$ 11,323	\$ 11,323	\$ -	\$ 11,323
4 Reclassification of GIS Manager Position	\$ 1,365	\$ -	\$ 1,365	\$ 1,365	\$ -	\$ 1,365
5 TCEQ Required Lead & Copper Rule Revisions	\$ 70,000	\$ -	\$ 70,000	\$ 70,000	\$ -	\$ 70,000
6 Contracted Utility Repairs	\$ 150,000	\$ -	\$ 150,000	\$ 150,000	\$ -	\$ 150,000
7 Reclassification - ROW Construction Manager	\$ 12,781	\$ -	\$ 12,781	\$ 12,781	\$ -	\$ 12,781
8 Non-Destructive Testing	\$ -	\$ 80,000	\$ 80,000	\$ -	\$ 80,000	\$ 80,000
9 Water and Wastewater CIP Validation	\$ -	\$ 185,000	\$ 185,000	\$ -	\$ 185,000	\$ 185,000
10 Water Quality Analyzer	\$ -	\$ 75,000	\$ 75,000	\$ -	\$ 75,000	\$ 75,000
	\$ 277,706	\$ 340,000	\$ 617,706	\$ 277,706	\$ 340,000	\$ 617,706
UTILITY FUND TOTAL	\$ 277,706	\$ 340,000	\$ 617,706	\$ 277,706	\$ 340,000	\$ 617,706

	REQUESTED			APPROVED		
	Recurring	One-Time	Total	Recurring	One-Time	Total
SELF-FUNDED SPECIAL PROJECTS FUND						
Development						
1 Comprehensive Plan Update	\$ -	\$ 280,000	\$ 280,000	\$ -	\$ -	\$ -
2 New Position - Management Analyst	\$ -	\$ 3,000	\$ 3,000	\$ -	\$ 3,000	\$ 3,000
3 New Position - Senior Building Inspector	\$ -	\$ 41,000	\$ 41,000	\$ -	\$ -	\$ -
4 2021 International Code Adoption	\$ -	\$ 5,000	\$ 5,000	\$ -	\$ 5,000	\$ 5,000
5 Interactive Voice Response System	\$ -	\$ 75,000	\$ 75,000	\$ -	\$ -	\$ -
	\$ -	\$ 404,000	\$ 404,000	\$ -	\$ 8,000	\$ 8,000
Finance						
1 OPEB Trust	\$ -	\$ 500,000	\$ 500,000	\$ -	\$ 500,000	\$ 500,000
2 BKD Consulting Fees - GASB 96	\$ -	\$ 7,500	\$ 7,500	\$ -	\$ 7,500	\$ 7,500
3 Capital Budget & Planning Software	\$ -	\$ 2,400	\$ 2,400	\$ -	\$ 2,400	\$ 2,400
	\$ -	\$ 509,900	\$ 509,900	\$ -	\$ 509,900	\$ 509,900
Fire						
1 New Position - Emergency Management Specialist	\$ -	\$ 1,800	\$ 1,800	\$ -	\$ -	\$ -
2 Utilize Available TASSPP Funds	\$ -	\$ 300,000	\$ 300,000	\$ -	\$ 300,000	\$ 300,000
3 Vehicle Mounted Cameras	\$ -	\$ 11,000	\$ 11,000	\$ -	\$ -	\$ -
4 Helmet Cameras	\$ -	\$ 5,000	\$ 5,000	\$ -	\$ -	\$ -
	\$ -	\$ 317,800	\$ 317,800	\$ -	\$ 300,000	\$ 300,000

**TOWN OF ADDISON
DECISION PACKAGE REQUESTS
SUMMARY**

	REQUESTED			APPROVED			
	Recurring	One-Time	Total	Recurring	One-Time	Total	FTEs
General Services							
1 Facility Security	\$ -	\$ 190,000	\$ 190,000	\$ -	\$ -	\$ -	0.0
2 Electric Vehicle Charging Station	\$ -	\$ 270,000	\$ 270,000	\$ -	\$ -	\$ -	0.0
3 Fire Facility Maintenance	\$ -	\$ 445,000	\$ 445,000	\$ -	\$ 347,000	\$ 347,000	0.0
4 Facility Lightening Protection	\$ -	\$ 82,000	\$ 82,000	\$ -	\$ 82,000	\$ 82,000	0.0
	\$ -	\$ 987,000	\$ 987,000	\$ -	\$ 429,000	\$ 429,000	0.0
Parks							
1 Beltway Trail and Greenspace Construction Documents	\$ -	\$ 223,000	\$ 223,000	\$ -	\$ 223,000	\$ 223,000	0.0
2 Schematic Design Addison Circle Park Activation	\$ -	\$ 150,000	\$ 150,000	\$ -	\$ -	\$ -	0.0
3 Beckert Park Light Bollard Replacement & Electrical Work	\$ -	\$ 55,280	\$ 55,280	\$ -	\$ 55,280	\$ 55,280	0.0
4 Purchase Chipper Equipment	\$ -	\$ 260,000	\$ 260,000	\$ -	\$ 260,000	\$ 260,000	0.0
5 New Position - Groundskeeper I	\$ -	\$ 5,000	\$ 5,000	\$ -	\$ -	\$ -	0.0
6 Park Land Dedication & Development Fee Study	\$ -	\$ 132,500	\$ 132,500	\$ -	\$ 132,500	\$ 132,500	0.0
	\$ -	\$ 825,780	\$ 825,780	\$ -	\$ 670,780	\$ 670,780	0.0
Police							
1 Animal Control Office Space	\$ -	\$ 4,000	\$ 4,000	\$ -	\$ 4,000	\$ 4,000	0.0
2 New Position - Records Clerk	\$ -	\$ 11,517	\$ 11,517	\$ -	\$ 11,517	\$ 11,517	0.0
3 Forensics	\$ -	\$ 53,000	\$ 53,000	\$ -	\$ -	\$ -	0.0
	\$ -	\$ 68,517	\$ 68,517	\$ -	\$ 15,517	\$ 15,517	0.0
Recreation							
1 AAC Fitness Wing Wall Treatments	\$ -	\$ 192,459	\$ 192,459	\$ -	\$ 192,459	\$ 192,459	0.0
	\$ -	\$ 192,459	\$ 192,459	\$ -	\$ 192,459	\$ 192,459	0.0
Streets							
1 Wheeler Bridge Painting	\$ -	\$ 110,000	\$ 110,000	\$ -	\$ 110,000	\$ 110,000	0.0
	\$ -	\$ 110,000	\$ 110,000	\$ -	\$ 110,000	\$ 110,000	0.0
SELF-FUNDED SPECIAL PROJECTS FUND TOTAL	\$ -	\$ 3,415,456	\$ 3,415,456	\$ -	\$ 2,235,656	\$ 2,235,656	0.0

**TOWN OF ADDISON
DECISION PACKAGE REQUESTS
SUMMARY**

	REQUESTED			APPROVED		
	Recurring	One-Time	Total	Recurring	One-Time	Total
CAPITAL REPLACEMENT FUND						
General Services						
1 Emergency Generator Replacement	\$ -	\$ 826,000	\$ 826,000	\$ -	\$ 826,000	\$ 826,000
	\$ -	\$ 826,000	\$ 826,000	\$ -	\$ 826,000	\$ 826,000
CAPITAL REPLACEMENT FUND TOTAL	\$ -	\$ 826,000	\$ 826,000	\$ -	\$ 826,000	\$ 826,000
FACILITY MAINTENANCE FUND						
General Services						
1 ADA Compliance	\$ -	\$ 250,000	\$ 250,000	\$ -	\$ -	\$ -
	\$ -	\$ 250,000	\$ 250,000	\$ -	\$ -	\$ -
FACILITY MAINTENANCE FUND TOTAL	\$ -	\$ 250,000	\$ 250,000	\$ -	\$ -	\$ -
TOTAL OPERATING FUNDS	\$ 2,310,190	\$ 5,168,456	\$ 7,478,646	\$ 737,524	\$ 3,721,656	\$ 4,459,180
CAPITAL IMPROVEMENT PROGRAM						
Capital						
1 Underground Storage Tank Replacements	\$ -	\$ 2,100,000	\$ 2,100,000	\$ -	\$ -	\$ -
2 Service Center Facility Improvements	\$ -	\$ 1,565,000	\$ 1,565,000	\$ -	\$ -	\$ -
3 Bulk Fuel Storage Facility Design	\$ -	\$ 750,000	\$ 750,000	\$ -	\$ 750,000	\$ 750,000
4 Jimmy Dolittle Road Reconstruction	\$ -	\$ 1,550,000	\$ 1,550,000	\$ -	\$ 1,550,000	\$ 1,550,000
5 Regulated Garbage Utility Building	\$ -	\$ 225,000	\$ 225,000	\$ -	\$ -	\$ -
6 Airport Access Roads - Preliminary Design and Costs	\$ -	\$ 45,000	\$ 45,000	\$ -	\$ -	\$ -
7 Tango Whiskey Ramp East End	\$ -	\$ 250,000	\$ 250,000	\$ -	\$ -	\$ -
8 Eddie Rickenbacker Reconstruction	\$ -	\$ 235,000	\$ 235,000	\$ -	\$ -	\$ -
9 Bravo T-Hangar Roof Replacements	\$ -	\$ 270,000	\$ 270,000	\$ -	\$ 270,000	\$ 270,000
10 West Perimeter Fence Extension	\$ -	\$ 50,000	\$ 50,000	\$ -	\$ -	\$ -
11 Wiley Post Ramp Reconstruction	\$ -	\$ 100,000	\$ 100,000	\$ -	\$ -	\$ -
12 Wiley Post Parking Lot Reconstruction	\$ -	\$ 150,000	\$ 150,000	\$ -	\$ -	\$ -
13 Southeast Corner Drainage Improvements	\$ -	\$ 15,000	\$ 15,000	\$ -	\$ -	\$ -
	\$ -	\$ 7,305,000	\$ 7,305,000	\$ -	\$ 2,570,000	\$ 2,570,000
CAPITAL IMPROVEMENT PROGRAM TOTAL	\$ -	\$ 7,305,000	\$ 7,305,000	\$ -	\$ 2,570,000	\$ 2,570,000
TOTAL ALL FUNDS	\$ 2,310,190	\$ 12,473,456	\$ 14,783,646	\$ 737,524	\$ 6,291,656	\$ 7,029,180

**TOWN OF ADDISON
CAPITAL IMPROVEMENTS PROGRAM ALL FUNDS SUMMARY
FY2022-23**

	Estimated 2021-22	Budget 2022-23	Budget 2023-24	Budget 2024-25	Budget 2025-26	Project Total
FUNDS						
General Obligation & Cert. of Obligation	\$ 28,895,593	\$ 28,267,941	\$ 10,983,622	\$ 20,618,063	\$ 16,266,684	\$ 105,031,903
Streets Self-Funded Fund	-	-	-	-	364,725	364,725
Infrastructure Investment Fund	100,000	1,400,000	-	-	-	1,500,000
Utility Certificates of Obligation	2,909,216	2,046,900	2,743,700	2,151,300	5,480,500	15,331,616
Utility Fund Cash Reserves	84,000	79,000	197,000	220,000	389,000	969,000
Stormwater Certificates of Obligation	736,606	-	-	-	-	736,606
Stormwater Fund Cash Reserves	821,819	2,838,033	3,506,000	973,000	-	8,138,852
Airport Fund Grant Funds	1,475,000	5,948,530	1,008,000	-	-	8,431,530
Airport Fund Cash Reserves	1,666,351	2,582,000	112,000	-	-	4,360,351
TOTAL	\$ 36,688,585	\$ 43,162,404	\$ 18,550,322	\$ 23,962,363	\$ 22,500,909	\$ 144,864,583

**TOWN OF ADDISON
GENERAL GOVERNMENT CAPITAL IMPROVEMENTS PROGRAM
FY2022-23**

	Actual Prior Years	Estimated 2021-22	Budget 2022-23	Budget 2023-24	Budget 2024-25	Budget 2025-26	Project Total
FUNDING SOURCES:							
General Obligation Bonds Series 2012	\$ 3,523,491	\$ 3,419,971	\$ 1,200,000	\$ -	\$ -	\$ 124,684	
General Obligation Bonds Series 2013	206,176	-	-	-	-	-	
General Obligation Bonds Series 2014	1,742,797	-	-	-	-	-	
Streets Self-Funded Fund	-	-	-	-	-	364,725	
Certificates of Obligation Series 2019	7,817,115	8,608,545	1,893,875	-	-	-	
General Obligation Bonds Series 2020	1,677,070	2,208,299	10,201,568	448,063	-	-	
General Obligation Bonds Series 2021	120,354	14,658,778	1,378,120	-	-	-	
Combination GO/CO Bonds Series 2022	-	-	12,844,378	7,073,622	-	-	
General Obligation Bonds Series 2023	-	-	750,000	3,461,937	7,218,063	-	
General Obligation Bonds Series 2024	-	-	-	-	13,400,000	-	
General Obligation Bonds Series 2025	-	-	-	-	-	16,142,000	

	\$ 15,087,003	\$ 28,895,593	\$ 28,267,941	\$ 10,983,622	\$ 20,618,063	\$ 16,631,409	
PROJECTS							
Vitruvian West Streetscape and Bella Lane Extension	802,615	2,115,000	2,252,645	-	-	-	5,170,260
Pedestrian Connectivity - Quorum	43,490	-	-	-	-	489,409	532,899
Pedestrian Connectivity - Cotton Belt/Silver Line	-	307,469	-	-	-	-	307,469
License Plate Recognition System Expansion	1,671,297	328,703	-	-	-	-	2,000,000
Midway Road Reconstruction	10,471,212	15,784,204	10,375,000	4,225,622	-	-	40,856,038
Belt Line Electronic Signage	300,965	199,035	-	-	-	-	500,000
Keller Springs Reconstruction	698,432	2,000,000	10,201,568	-	-	-	12,900,000
Airport Parkway Reconstruction	551,350	130,587	-	1,500,000	7,218,063	-	9,400,000
Improvements to Existing Buildings	113,524	2,711,766	2,582,498	-	-	-	5,407,788
Athletic Club Improvements	427,288	4,650,343	-	-	-	-	5,077,631
Trail Rehab, Expansion, Wayfinding	6,830	405,895	-	-	-	-	412,725
Quorum Drive Reconstruction	-	-	750,000	2,410,000	10,000,000	13,142,000	26,302,000
Monfort Drive Reconstruction	-	-	-	900,000	3,400,000	3,000,000	7,300,000
Les Lacs Pond Improvements	-	69,108	1,265,000	1,948,000	-	-	3,282,108
Vitruvian Park Phase 9, Block 701	-	193,483	841,230	-	-	-	1,034,713

TOTAL	\$ 15,087,003	\$ 28,895,593	\$ 28,267,941	\$ 10,983,622	\$ 20,618,063	\$ 16,631,409	\$ 120,483,631
--------------	----------------------	----------------------	----------------------	----------------------	----------------------	----------------------	-----------------------

TOWN OF ADDISON
GENERAL GOVERNMENT CAPITAL IMPROVEMENT PROJECTS
FY2022-23

PROJECT NAME: Vitruvian West Streetscape and Bella Lane Extension

Description: Continue build out of the planned development at Vitruvian and the associated public infrastructure. In FY2021, public infrastructure construction was the streetscape associated with Vitruvian West 2. The Town was also responsible for the design and construction of a well pad for a well into Trinity Aquifer in FY2021. Phase IV, which includes the extension of Bella Lane to Alpha Road, began in FY2022 and is anticipated to be completed in FY 2023.

Justification: Vitruvian development was approved in several phases. Phases 1-3, 5, and 8 have been built. The Town is responsible for the construction of the public infrastructure, and bonds were sold for these expenditures.

Phase: Well pad construction and Vitruvian West 2 streetscape is complete while Vitruvian West 3 Streetscape and the Bella Lane extension projects are currently in the construction phase.

Status: Vitruvian West 2 streetscape and well construction has been completed. A contract for construction for the Bella Lane extension was awarded on January 11, 2022 with construction anticipated to be completed in fiscal year 2023 along with Vitruvian West 3 streetscape.

Funding	Project to Date	Est 2022	2023	2024	2025	2026	Project Total
Bond Funds	\$ 802,615	\$ 2,115,000	\$ 2,252,645	\$ -	\$ -	\$ -	\$ 5,170,260
Expenditures							
<i>Design</i>	\$ 473,671	\$ 565,000	\$ -	\$ -	\$ -	\$ -	\$ 1,038,671
<i>Construction</i>	328,944	1,550,000	2,252,645	-	-	-	4,131,589
Total	\$ 802,615	\$ 2,115,000	\$ 2,252,645	\$ -	\$ -	\$ -	\$ 5,170,260

PROJECT NAME: Pedestrian Connectivity - Quorum

Description: Lighting improvements for South Quorum and Landmark. Improvements to Town pedestrian/bicycle trails, including neighborhood lighting, landscaping, signage and the acquisition of land.

Justification: These improvements were identified through the North and South Quorum Pedestrian Study.

Phase: The project is partially designed.

Status: This project is anticipated to be completed with the reconstruction of Quorum Drive which is anticipated to begin design in fiscal year 2023 and begin construction in fiscal year 2025.

Funding	Project to Date	Est 2022	2023	2024	2025	2026	Project Total
Bond Funds	\$ 43,490	\$ -	\$ -	\$ -	\$ -	\$ 124,684	\$ 168,174
Cash Reserves	-	-	-	-	-	364,725	364,725
Total	\$ 43,490	\$ -	\$ -	\$ -	\$ -	\$ 489,409	\$ 532,899
Expenditures							
<i>Design</i>	\$ 43,490	\$ -	\$ -	\$ -	\$ -	\$ 39,409	\$ 82,899
<i>Construction</i>	-	-	-	-	-	450,000	450,000
Total	\$ 43,490	\$ -	\$ -	\$ -	\$ -	\$ 489,409	\$ 532,899

**TOWN OF ADDISON
GENERAL GOVERNMENT CAPITAL IMPROVEMENT PROJECTS
FY2022-23**

PROJECT NAME: Pedestrian Connectivity - Cotton Belt/Silver Line

Description: Enhancements to transit connectivity improvements between Addison and the surrounding region, including better bus connectivity to Vitruvian and rail service along the Cotton Belt corridor.

Justification: These improvements were identified through the Addison Circle Special Area Study as part of the Comprehensive Plan.

Phase: The project is currently in the planning phase.

Status: The North Texas Council of Governments is designing and constructing this project with the Town to pay its share in a lump sum, if applicable. It is anticipated that the payment would occur in late fiscal year 2022 or early fiscal year 2023.

Funding	Project to Date	Est 2022	2023	2024	2025	2026	Project Total
Bond Funds	\$ -	\$ 307,469	\$ -	\$ -	\$ -	\$ -	307,469
Expenditures							
<i>Construction</i>	\$ -	\$ 307,469	\$ -	\$ -	\$ -	\$ -	307,469
Total	\$ -	\$ 307,469	\$ -	\$ -	\$ -	\$ -	307,469

PROJECT NAME: License Plate Recognition and Optical Camera System Expansion

Description: To provide city-wide wireless applications and secure network infrastructure for video, data and voice applications for the Town's first responders and the protection of certain infrastructure areas. Typical applications are law enforcement, fire protection, medical services, intelligent traffic monitoring, and public transit systems.

Justification: In October, 2018, City Council approved the installation of License Plate Recognition and Optical Cameras at eight intersections, several neighborhood entrances, and two walking trails as a pilot program. After reporting back to Council in August of 2020, City Council directed staff to expand the program.

Phase: The project is in process.

Status: In April, 2021 City Council approved a contract with STS360 to install one-hundred eleven new cameras and replace one-hundred eighty existing cameras. Additionally, in April, 2021 City Council approved a contract with Vigilant Solutions to install sixty license plate reader cameras. This project is anticipated to be completed by the end of fiscal year 2022.

Funding	Project to Date	Est 2022	2023	2024	2025	2026	Project Total
Bond Funds	\$ 1,671,297	\$ 328,703	\$ -	\$ -	\$ -	\$ -	2,000,000
Expenditures							
<i>Design</i>	\$ 15,600	\$ -	\$ -	\$ -	\$ -	\$ -	15,600
<i>Equipment</i>	1,655,697	328,703	-	-	-	-	1,984,400
Total	\$ 1,671,297	\$ 328,703	\$ -	\$ -	\$ -	\$ -	2,000,000

**TOWN OF ADDISON
GENERAL GOVERNMENT CAPITAL IMPROVEMENT PROJECTS
FY2022-23**

PROJECT NAME: Midway Road Reconstruction

Description: Reconstruction of Midway Road to include replacement in kind of wet utilities, compliance with Americans with Disabilities Act (ADA) requirements, traffic signal upgrades, and sidewalk, median, and lighting improvements along with inclusion of the new Master Transportation Plan standards.

Justification: The roadway has failed due to heavy traffic use and water saturation to the sub-base. ADA compliance required for pedestrian ramps and pathways.

Phase: This project is under construction.

Status: On December 8, 2020 a construction contract was approved. This project is anticipated to be completed in early fiscal year 2024.

Funding	Project to Date	Est 2022	2023	2024	2025	2026	Project Total
Bond Funds	\$ 10,471,212	\$ 15,784,204	\$ 10,375,000	\$ 4,225,622	\$ -	\$ -	\$ 40,856,038
Expenditures							
<i>Design</i>	\$ 3,555,167	\$ 821,147	\$ -	\$ -	\$ -	\$ -	\$ 4,376,314
<i>Construction</i>	3,483,514	13,450,929	10,375,000	4,225,622	-	-	31,535,065
<i>Right of Way</i>	3,432,531	1,512,128	-	-	-	-	4,944,659
Total	\$ 10,471,212	\$ 15,784,204	\$ 10,375,000	\$ 4,225,622	\$ -	\$ -	\$ 40,856,038

PROJECT NAME: Belt Line Electronic Signage

Description: The Town currently previously purchased over-the-road vinyl banners for Town announcements. These funds provide a permanent electronic signage structure on Belt Line Road for Town announcements.

Justification: Proposition 1 was approved by the voters in 2012. In 2018 an engineering firm was hired by the Town to do a traffic study and make recommendations. Study has been completed. As a result, an overhead sign bridge structure with the sign spanning over three lanes in each direction of Belt Line Rd was recommended to be the most aesthetically pleasing and reach the most traveling vehicles.

Phase: The project is complete.

Status: On February 9, 2021 a construction contract was approved. This project was completed and put into service in March of 2022.

Funding	Project to Date	Est 2022	2023	2024	2025	2026	Project Total
Bond Funds	\$ 300,965	\$ 199,035	\$ -	\$ -	\$ -	\$ -	\$ 500,000
Expenditures							
<i>Design</i>	\$ 16,810	\$ -	\$ -	\$ -	\$ -	\$ -	\$ 16,810
<i>Construction</i>	284,155	199,035	-	-	-	-	483,190
Total	\$ 300,965	\$ 199,035	\$ -	\$ -	\$ -	\$ -	\$ 500,000

TOWN OF ADDISON
GENERAL GOVERNMENT CAPITAL IMPROVEMENT PROJECTS
FY2022-23

PROJECT NAME: Keller Springs Reconstruction

Description: Reconstruction of Keller Springs Road from Dallas North Tollway to Addison Road including replacing asphalt roadway with concrete, upsizing existing facilities, installing Master Transportation Plan elements, acquiring right-of-way for medians, sidewalks, and landscaping, and replacing traffic signals.

Justification: Proposition A - East/West Roads was approved by the voters as part of the November 2019 bond election with an estimated cost of \$12,900,000. The Asset Management Risk score based on the Town's Asset Management Plan was evaluated as failed or in critical condition. Additionally, the current pavement condition index which rates the condition of the surface of a road was measured as poor.

Phase: The project is currently in engineering design phase.

Status: A contract for professional engineering services was approved on December 10, 2019. Construction is anticipated to begin in late summer of 2022/early fall of 2022 and be completed in fiscal year 2023.

Funding	Project to Date	Est 2022	2023	2024	2025	2026	Project Total
Bond Funds	\$ 698,432	\$ 2,000,000	\$ 10,201,568	\$ -	\$ -	\$ -	\$ 12,900,000
Expenditures							
<i>Design</i>	\$ 698,432	\$ 405,634	\$ -	\$ -	\$ -	\$ -	\$ 1,104,066
<i>Construction</i>	-	1,594,366	10,201,568	-	-	-	11,795,934
Total	\$ 698,432	\$ 2,000,000	\$ 10,201,568	\$ -	\$ -	\$ -	\$ 12,900,000

PROJECT NAME: Airport Parkway Reconstruction

Description: Reconstruction of Airport Parkway from Dallas North Tollway to Addison Road including replacement of asphalt roadway with concrete roadway, upsizing of existing facilities, installation of Master Transportation Plan elements, acquisition of right-of-way for medians, sidewalks, and landscaping, and replacement of traffic signals.

Justification: Proposition A - East/West Roads was approved by the voters as part of the November 2019 bond election with an estimated cost of \$9,400,000. The Asset Management Risk score based on the Town's Asset Management Plan was evaluated as failed or in critical condition. Additionally, the current pavement condition index which rates the condition of the surface of a road was measured as very poor.

Phase: The project is currently in engineering design phase.

Status: A contract for professional engineering services was approved on December 10, 2019. Bidding and construction is anticipated to begin in Spring of 2023 and be completed in fiscal year 2024.

Funding	Project to Date	Est 2022	2023	2024	2025	2026	Project Total
Bond Funds	\$ 551,350	\$ 130,587	\$ -	\$ 1,500,000	\$ 7,218,063	\$ -	\$ 9,400,000
Expenditures							
<i>Design</i>	\$ 551,350	\$ 130,587	\$ -	\$ -	\$ -	\$ -	\$ 681,937
<i>Construction</i>	-	-	-	1,500,000	7,218,063	-	8,718,063
Total	\$ 551,350	\$ 130,587	\$ -	\$ 1,500,000	\$ 7,218,063	\$ -	\$ 9,400,000

**TOWN OF ADDISON
GENERAL GOVERNMENT CAPITAL IMPROVEMENT PROJECTS
FY2022-23**

PROJECT NAME: Trail Rehab, Expansion, Wayfinding

Description: Addition of wayfinding elements and distance markers on Redding, Arapaho, Les Lacs, White Rock Creek and Beltway Trails. Refurbish Redding Linear Trail by replacing deteriorating wood retaining walls, address ADA issues, and improve drainage. Additionally, extend Redding Linear Trail to future trail along Midway Road, add pedestrian way stop at Les Lacs Park and Belt Line Road, and add shaded outdoor fitness station adjacent to Les Lacs Park.

Justification: Proposition C - Park, Open Space, and Recreation Facilities, was approved by the voters as part of the November 2019 bond election with an estimated cost of \$412,725.

Phase: The project is currently in the construction phase.

Status: This project is anticipated to be completed in fiscal year 2022.

Funding	Project to Date	Est 2022	2023	2024	2025	2026	Project Total
Bond Funds	\$ 6,830	\$ 405,895	\$ -	\$ -	\$ -	\$ -	\$ 412,725
Expenditures							
<i>Design</i>	\$ 6,830	\$ 6,720	\$ -	\$ -	\$ -	\$ -	\$ 13,550
<i>Construction</i>	\$ -	\$ 399,175	\$ -	\$ -	\$ -	\$ -	\$ 399,175
Total	\$ 6,830	\$ 405,895	\$ -	\$ -	\$ -	\$ -	\$ 412,725

PROJECT NAME: Quorum Drive Reconstruction

Description: Reconstruction of Quorum Drive from Dallas North Tollway to DART rail-of-way by rebuilding concrete roadway and upsizing existing utilities. Additionally, install Master Transportation Plan elements including South of Belt Line, sidewalks will be 8-foot wide with a 6-foot parkway buffer and North of Belt Line, sidewalks will be 15 foot back of curb. Acquire right-of-way medians, sidewalks, and landscaping and replace 3 traffic signals.

Justification: Proposition B - North/South Roads, was approved by the voters as part of the November 2019 bond election with an estimated cost of \$26,302,000. The Asset Management Risk score based on the Town's Asset Management Plan was evaluated as critical and the Pavement Condition Index was rates as fair.

Phase: The project is currently in the planning phase.

Status: This project is anticipated to be designed in fiscal year 2023 and 2024 and constructed in fiscal years 2025 and 2026.

Funding	Project to Date	Est 2022	2023	2024	2025	2026	Project Total
Bond Funds	\$ -	\$ -	\$ 750,000	\$ 2,410,000	\$ 10,000,000	\$ 13,142,000	\$ 26,302,000
Expenditures							
<i>Design</i>	\$ -	\$ -	\$ 750,000	\$ 2,410,000	\$ -	\$ -	\$ 3,160,000
<i>Construction</i>	\$ -	\$ -	\$ -	\$ 5,000,000	\$ 10,000,000	\$ 8,142,000	\$ 23,142,000
Total	\$ -	\$ -	\$ 750,000	\$ 7,410,000	\$ 10,000,000	\$ 8,142,000	\$ 26,302,000

TOWN OF ADDISON
GENERAL GOVERNMENT CAPITAL IMPROVEMENT PROJECTS
FY2022-23

PROJECT NAME: Montfort Drive Reconstruction

Description: Reconstruction of Montfort Drive from Belt Line Road to the Addison city limits by rebuilding concrete roadway and upsizing existing utilities. Additionally, install Master Transportation Plan elements including widening the median, almost doubling the sidewalk width to 8 feet and adding a 6-foot parkway buffer. Acquire right-of-way for medians, sidewalks, and landscaping.

Justification: Proposition B - North/South Roads, was approved by the voters as part of the November 2019 bond election with an estimated cost of \$7,300,000. The Asset Management Risk score based on the Town's Asset Management Plan was evaluated as critical and the Pavement Condition Index was rates as very poor.

Phase: The project is currently in the planning phase.

Status: This project is anticipated to be designed in fiscal year 2024 and constructed in fiscal years 2025 and 2026.

Funding	Project to Date	Est 2022	2023	2024	2025	2026	Project Total
Bond Funds	\$ -	\$ -	\$ -	\$ 900,000	\$ 3,400,000	\$ 3,000,000	\$ 7,300,000
Expenditures							
<i>Design</i>	\$ -	\$ -	\$ -	\$ 900,000	\$ -	\$ -	\$ 900,000
<i>Construction</i>	-	-	-	-	3,400,000	3,000,000	6,400,000
Total	\$ -	\$ -	\$ -	\$ 900,000	\$ 3,400,000	\$ 3,000,000	\$ 7,300,000

PROJECT NAME: Les Lacs Pond Improvements

Description: Les Lacs pond improvements include the replacement of concrete edge & pond liner, ADA improvements, enhancements to the lake edge that is a combination of natural, concrete and stone edges, landscape beds and rain garden, retaining walls, fountain lights, and tree up-lights.

Justification: Proposition C - Park, Open Space, and Recreation Facilities, was approved by the voters as part of the November 2019 bond election with an estimated cost of \$3,282,108.

Phase: The project is currently in engineering design phase.

Status: This project is anticipated to be designed beginning in fiscal year 2022 and constructed in fiscal years 2023 and 2024.

Funding	Project to Date	Est 2022	2023	2024	2025	2026	Project Total
Bond Funds	\$ -	\$ 69,108	\$ 1,265,000	\$ 1,948,000	\$ -	\$ -	\$ 3,282,108
Expenditures							
<i>Design</i>	\$ -	\$ 69,108	\$ 666,992	\$ -	\$ -	\$ -	\$ 736,100
<i>Construction</i>	-	-	598,008	1,948,000	-	-	2,546,008
Total	\$ -	\$ 69,108	\$ 1,265,000	\$ 1,948,000	\$ -	\$ -	\$ 3,282,108

**TOWN OF ADDISON
GENERAL GOVERNMENT CAPITAL IMPROVEMENT PROJECTS
FY2022-23**

PROJECT NAME: Vitruvian Park Phase 9, Block 701

Description: Demolition and paving improvements, water and sewer improvements, street lighting, and landscape improvements for Vitruvian Park Phase 9, Block 701 (Townhomes).

Justification: Vitruvian development was approved in several phases. Phases 1-3, 5, and 8 have been built. The Town is responsible for the construction of the public infrastructure, and bonds were sold for these expenditures.

Phase: The project is currently in engineering design phase.

Status: This project is anticipated to be designed in fiscal year 2022 and constructed in fiscal year 2023.

Funding	Project to Date	Est 2022	2023	2024	2025	2026	Project Total
Bond Funds	\$ -	\$ 193,483	\$ 841,230	\$ -	\$ -	\$ -	\$ 1,034,713
Expenditures							
<i>Design</i>	\$ -	\$ 193,483	\$ -	\$ -	\$ -	\$ -	\$ 193,483
<i>Construction</i>	-	-	841,230	-	-	-	841,230
Total	\$ -	\$ 193,483	\$ 841,230	\$ -	\$ -	\$ -	\$ 1,034,713

PROJECT NAME: Athletic Club Improvements

Description: Gymnasium and track improvements to replace lighting with energy-efficient LED lighting, replace safety railing and basketball goals and resurface the track at the Addison Athletic Club. Pool modernization improvements to add ultra-violet filtration system for the inside and outside pools, replacement of indoor pool hot tub to address leaks and ADA access, addition of a shade structure to the outdoor pool area, and replacement of the children's water play elements. Locker room improvements including renovation and reconfiguration of existing locker rooms, firewall improvements, and addition of family changing rooms. Additionally, the project includes replacement of the roof, partial replacement of HVAC, and core building updates.

Justification: Proposition C - Park, Open Space, and Recreation Facilities, was approved by the voters as part of the November 2019 bond election with an estimated cost of \$3,028,167. The Asset Management Risk score based on the Town's Asset Management Plan was evaluated as good or fair. Proposition D - Buildings, was approved by the voters as part of the November 2019 bond election with an estimated cost of \$2,049,464. The Asset Management Risk score based on the Town's Asset Management Plan was evaluated as poor or fair.

Phase: The project is currently in the construction phase.

Status: A contract for professional engineering services was approved on June 9, 2020 and the construction contract was approved on October 12, 2021. The project is anticipated to be completed by the end of fiscal year 2022.

Funding	Project to Date	Est 2022	2023	2024	2025	2026	Project Total
Bond Funds	\$ 427,288	\$ 4,650,343	\$ -	\$ -	\$ -	\$ -	\$ 5,077,631
Cash Reserves	29,830	15,170	-	-	-	-	45,000
Total	\$ 457,118	\$ 4,665,513	\$ -	\$ -	\$ -	\$ -	\$ 5,122,631
Expenditures							
<i>Design</i>	\$ 369,718	\$ 131,246	\$ -	\$ -	\$ -	\$ -	\$ 500,964
<i>Construction</i>	-	4,572,631	-	-	-	-	4,572,631
<i>Equipment</i>	49,036	-	-	-	-	-	49,036
Total	\$ 418,754	\$ 4,703,877	\$ -	\$ -	\$ -	\$ -	\$ 5,122,631

**TOWN OF ADDISON
GENERAL GOVERNMENT CAPITAL IMPROVEMENT PROJECTS
FY2022-23**

PROJECT NAME: Improvements to Existing Facilities

Description: Replacements of the heating, ventilation, air conditioning (HVAC) system to existing municipal buildings. Locations include Addison Circle Park Pavilion, Central Fire, Finance, Fire Station #2, Police and Courts, Police Substations, Pump Stations, Town Hall, Service Center, Stone Cottage, and Vitruvian Restrooms. Replace 15-to 30-year-old roofs that have deferred maintenance issues on existing municipal buildings. Replace all related roof elements including decking, flashing, joints, and coping. Locations include Addison Circle Park, Central Fire Station, Fire Station #2, Police building, Service Center, Surveyor Pump Station, and Theatre Centre lobby and main space. Improvements are needed to address Americans with Disabilities Act compliance. Parking lot modifications are needed at Town Hall, Central Fire, Fire Station #2, Service Center, and Finance. Locker rooms are in need of improvements at Central Fire, Fire Station #2, Service Center, and Police buildings. Additionally, a Pavilion ramp was identified for improvements at the Conference Center and concrete at the Stone Cottage. Improvements to the air filtration system at the Police Gun Range propose to separate the systems and install a HEPA filtration system that would filter out contaminants. The current HVAC system is shared with the adjacent exercise area.

Justification: Proposition D - Buildings, was approved by the voters as part of the November 2019 bond election with an estimated cost of \$5,345,536. The Asset Management Risk score based on the Town's Asset Management Plan was evaluated as poor or fair.

Phase: Phase 1 of this project is currently under construction.

Status: A contract for professional engineering services was approved on April 13, 2021 for phase one projects. The phase one projects are anticipated to be completed in fiscal year 2022. Phase two projects are anticipated to be completed in fiscal year 2023.

Funding	Project to Date	Est 2022	2023	2024	2025	2026	Project Total
Bond Funds	\$ 113,524	\$ 2,711,766	\$ 2,582,498	\$ -	\$ -	\$ -	\$ 5,407,788
Total	\$ 113,524	\$ 2,711,766	\$ 2,582,498	\$ -	\$ -	\$ -	\$ 5,407,788

Expenditures

<i>Design</i>	\$ 55,650	\$ 362,130	\$ -	\$ -	\$ -	\$ -	\$ 417,780
<i>Construction</i>	-	2,349,636	2,582,498	-	-	-	4,932,134
<i>Equipment</i>	57,874	-	-	-	-	-	57,874
<i>Right of Way</i>	-	-	-	-	-	-	-
Total	\$ 113,524	\$ 2,711,766	\$ 2,582,498	\$ -	\$ -	\$ -	\$ 5,407,788

**TOWN OF ADDISON
INFRASTRUCTURE INVESTMENT FUND
FY2022-23**

	Actual Prior Years	Estimated 2021-22	Budget 2022-23	Budget 2023-24	Budget 2024-25	Budget 2025-26	Project Total
BEGINNING BALANCES		\$ 5,569,240	\$ 5,999,617	\$ 5,163,237	\$ 5,561,983	\$ 5,972,936	
FUNDING SOURCES:							
Ad valorem Taxes		\$ 303,710	\$ 336,953	\$ 348,746	\$ 360,952	\$ 373,586	
Other Income		226,667	226,667	50,000	50,000	50,000	
TOTAL AVAILABLE RESOURCES		<u>\$ 6,099,617</u>	<u>\$ 6,563,237</u>	<u>\$ 5,561,983</u>	<u>\$ 5,972,936</u>	<u>\$ 6,396,522</u>	
PROJECTS AND TRANSFERS							
Traffic Signal and ADA Improvements	\$ -	\$ 100,000	\$ 1,400,000	\$ -	\$ -	\$ -	\$ 1,500,000
TOTAL	<u>\$ -</u>	<u>\$ 100,000</u>	<u>\$ 1,400,000</u>	<u>\$ -</u>	<u>\$ -</u>	<u>\$ -</u>	<u>\$ 1,500,000</u>
ENDING FUND BALANCE		<u>\$ 5,999,617</u>	<u>\$ 5,163,237</u>	<u>\$ 5,561,983</u>	<u>\$ 5,972,936</u>	<u>\$ 6,396,522</u>	

TOWN OF ADDISON
INFRASTRUCTURE INVESTMENT FUND CAPITAL IMPROVEMENT PROJECTS
FY2022-23

PROJECT NAME: Traffic Signal and ADA Improvements

Description: Intersections of Belt Line Road and Addison Road, Belt Line Road and Beltway Road, and Addison Road and Sojourn Drive traffic signal and ADA pedestrian ramp improvements. This includes a complete replacement and redesign of the traffic signals and ramps at the intersections. These improvements were identified in the asset management plan and the ADA transition plan.

Justification: The three intersections were designed in fiscal year 2020 and are awaiting construction. Addison Road and Sojourn Drive pedestrian crossings/ramps are required to be complete due to the Sojourn Mill and Overlay Project that was completed in fiscal year 2020.

Phase: The project is currently in engineering design phase.

Status: This project is anticipated to be completed in fiscal year 2023.

Funding	Project to Date	Est 2021-22	2022-23	2023-24	2024-25	2025-26	Project Total
Cash Reserves	\$ -	\$ 100,000	\$ 1,400,000	\$ -	\$ -	\$ -	\$ 1,500,000
Expenditures							
<i>Design</i>	\$ -	\$ -	\$ -	\$ -	\$ -	\$ -	\$ -
<i>Construction</i>	-	-	1,400,000	-	-	-	1,400,000
<i>Equipment</i>	-	-	-	-	-	-	-
<i>Right of Way</i>	-	100,000	-	-	-	-	100,000
Total	\$ -	\$ 100,000	\$ 1,400,000	\$ -	\$ -	\$ -	\$ 1,500,000

**TOWN OF ADDISON
UTILITY CAPITAL IMPROVEMENTS PROGRAM
FY2022-23**

	Actual Prior Years	Estimated 2021-22	Budget 2022-23	Budget 2023-24	Budget 2024-25	Budget 2025-26	Project Total
FUNDING SOURCES:							
Certificates of Obligation	\$ 1,968,763	\$ 2,909,216	\$ 2,046,900	\$ 2,743,700	\$ 2,151,300	\$ 5,480,500	
Cash Reserves	-	84,000	79,000	197,000	220,000	389,000	
TOTAL AVAILABLE RESOURCES	\$ 1,968,763	\$ 2,993,216	\$ 2,125,900	\$ 2,940,700	\$ 2,371,300	\$ 5,869,500	
PROJECTS							
Celestial Ground Storage Tank Rehabilitation	\$ 1,363,291	\$ 16,919	-	-	-	-	\$ 1,380,210
Keilway Lift Station Rehabilitation & Repair	405,698	1,104,302	-	-	-	-	1,510,000
Chlorine Booster Station	199,774	1,133,795	-	-	-	-	1,333,569
Marsh Lane/Spring Valley Road Water Main Replacement	-	-	-	567,000	-	-	567,000
Lake Forest Drive Utility Improvements	-	331,200	500,000	-	-	-	831,200
Addison Road/Westgrove Drive Water Main Replacement	-	-	-	-	633,300	400,000	1,033,300
Excel Parkway/Addison Road Water Main Upsizing	-	-	-	-	-	268,500	268,500
New Water Main Loop - Excel Parkway / Addison Road	-	-	-	-	-	495,000	495,000
Beltway Drive/Belt Line Road Water Main Replacement	-	640,900	-	500,000	-	-	1,140,900
Sydney Drive/Marsh Lane Water Main Upsizing	-	-	-	667,700	400,000	-	1,067,700
Lindbergh Drive Water Main Upsizing	-	-	-	-	-	2,500,000	2,500,000
Water Main Upsizing From Belt Line Road/George Bush Elementary	-	-	-	-	1,188,000	1,000,000	2,188,000
Pipe Bursting - Julian Street to Addison Circle	-	-	-	-	-	416,000	416,000
Excel Parkway/Addison Road Sewer Improvements	-	-	-	-	-	390,000	390,000
Addison Road/Belt Line Road and Addison Road/Edwin Lewis Drive Sewer Improvements	-	-	-	-	-	400,000	400,000
Quorum Drive/Belt Line Road Sewer Improvements	-	-	-	341,000	-	-	341,000
Rive Lane Sewer Improvements	-	-	-	660,000	-	-	660,000
Wiley Post Road/Midway Road Sewer Improvements	-	-	-	-	150,000	-	150,000
Surveyor Pumpstation Pump #2 Replacement	-	187,000	-	-	-	-	187,000
Celestial Pumpstation Pump #3 Replacement	-	-	225,000	-	-	-	225,000
Celestial Pumpstation Pump #1 Replacement	-	-	-	205,000	-	-	205,000
Surveyor Pump Station Electrical Upgrades	-	220,000	760,000	-	-	-	980,000
TOTAL	\$ 1,968,763	\$ 2,993,216	\$ 2,125,900	\$ 2,940,700	\$ 2,371,300	\$ 5,869,500	\$ 18,269,379

**TOWN OF ADDISON
UTILITY CAPITAL IMPROVEMENTS PROJECTS
FY2022-23**

PROJECT NAME: Celestial Ground Storage Tank Rehabilitation

Description: The project scope consists of the structural rehabilitation of the existing ground storage tank, a new storm drainage swale for erosion control, new sidewalks for accessibility, a section of a new security perimeter fence, and other miscellaneous improvements.

Justification: Improvements were identified in a 2014 evaluation and assessment of the Town's elevated and ground water storage facilities.

Phase: The project is complete.

Status: A contract for professional engineering services was approved on June 11, 2019. A construction contract was approved on February 9, 2021 and construction began on March 8, 2021. Construction was completed in January of 2022.

Funding	Project to Date	Est 2022	2023	2024	2025	2026	Project Total
Bond Funds	\$ 1,363,291	\$ 16,919	\$ -	\$ -	\$ -	\$ -	\$ 1,380,210
Expenditures							
<i>Design</i>	\$ 137,971	\$ 16,919	\$ -	\$ -	\$ -	\$ -	\$ 154,890
<i>Construction</i>	1,225,320	-	-	-	-	-	1,225,320
<i>Equipment</i>	-	-	-	-	-	-	-
<i>Right of Way</i>	-	-	-	-	-	-	-
Total	\$ 1,363,291	\$ 16,919	\$ -	\$ -	\$ -	\$ -	\$ 1,380,210

PROJECT NAME: Kellway Lift Station Rehabilitation and Repair

Description: Improvement projects for the Kellway Lift Station as determined through the 2017 Kellway Lift Station Assessment and Evaluation. Projects include regulatory compliance projects, electrical improvements, bypass pumping installation, pump improvements, and communication and control systems improvements. Improvements will take place over several fiscal years.

Justification: Assessment revealed that approximately \$2 million worth of improvements are needed at the lift station.

Phase: The project is currently in the construction phase.

Status: A contract for professional engineering services was executed on July 24, 2020 for bypass improvements. A contract for construction was approved on May 25, 2021. The project is anticipated to be completed in fiscal year 2022.

Funding	Project to Date	Est 2022	2023	2024	2025	2026	Project Total
Bond Funds	\$ 405,698	\$ 1,104,302	\$ -	\$ -	\$ -	\$ -	\$ 1,510,000
Expenditures							
<i>Design</i>	\$ 35,849	\$ 84,151	\$ -	\$ -	\$ -	\$ -	\$ 120,000
<i>Construction</i>	369,849	1,020,151	-	-	-	-	1,390,000
<i>Equipment</i>	-	-	-	-	-	-	-
<i>Right of Way</i>	-	-	-	-	-	-	-
Total	\$ 405,698	\$ 1,104,302	\$ -	\$ -	\$ -	\$ -	\$ 1,510,000

TOWN OF ADDISON
UTILITY CAPITAL IMPROVEMENTS PROJECTS
FY2022-23

PROJECT NAME: Chlorine Booster Station

Description: Build two Chlorine Booster Stations at Celestial and Surveyor Ground Storage Tanks. These Booster Stations will have the capability to adjust water chemistry as necessary to maintain the Town's water supply within stated requirements.

Justification: In the past, the Town has lacked the ability to maintain the required chlorine level in the water distribution system. The chlorine booster stations will raise chlorine levels to within the requirements for the water distribution system and maintain the system at a consistent level.

Phase: The project is currently in the construction phase.

Status: A contract for professional engineering services was approved on December 11, 2018 and a construction contract was approved on November 9, 2021. The project is anticipated to be completed in fiscal year 2022.

Funding	Project to Date	Est 2022	2023	2024	2025	2026	Project Total
Bond Funds	\$ 199,774	\$ 1,108,795	\$ -	\$ -	\$ -	\$ -	\$ 1,308,569
Cash Reserves	-	25,000	-	-	-	-	25,000
Total	\$ 199,774	\$ 1,133,795	\$ -	\$ -	\$ -	\$ -	\$ 1,333,569

Expenditures

<i>Design</i>	\$ 199,774	\$ 55,795	\$ -	\$ -	\$ -	\$ -	\$ 255,569
<i>Construction</i>	-	1,078,000	-	-	-	-	1,078,000
<i>Equipment</i>	-	-	-	-	-	-	-
<i>Right of Way</i>	-	-	-	-	-	-	-
Total	\$ 199,774	\$ 1,133,795	\$ -	\$ -	\$ -	\$ -	\$ 1,333,569

PROJECT NAME: Marsh Lane/Spring Valley Road Water Main Replacement

Description: Replacing an 8 inch cast iron (CI) water main installed in 1970 with an 8 inch polyvinyl chloride (PVC) pipe along the intersection of Marsh Lane and Spring Valley Road. Due to its age, the Town experiences significant leakage, water pressure issues, and maintenance requests on this water line.

Justification: In 2017, the Town completed a comprehensive Water Distribution System Assessment that included a Capital Improvements Program (CIP) that made recommendations for the replacement of and improvements to water lines, as well as other water quality improvements.

Phase: The project is currently in the planning phase.

Status: This project is anticipated to be completed in fiscal year 2024.

Funding	Project to Date	Est 2022	2023	2024	2025	2026	Project Total
Bond Funds	\$ -	\$ -	\$ -	\$ 567,000	\$ -	\$ -	\$ 567,000
Cash Reserves	-	-	-	-	-	-	-
Total	\$ -	\$ -	\$ -	\$ 567,000	\$ -	\$ -	\$ 567,000

Expenditures

<i>Design</i>	\$ -	\$ -	\$ -	\$ 142,000	\$ -	\$ -	\$ 142,000
<i>Construction</i>	-	-	-	425,000	-	-	425,000
<i>Equipment</i>	-	-	-	-	-	-	-
<i>Right of Way</i>	-	-	-	-	-	-	-
Total	\$ -	\$ -	\$ -	\$ 567,000	\$ -	\$ -	\$ 567,000

**TOWN OF ADDISON
UTILITY CAPITAL IMPROVEMENTS PROJECTS
FY2022-23**

PROJECT NAME: Lake Forest Drive Utility Improvements

Description: Replacing 1,300 feet of 6 inch cast iron (CI) water main and 1,047 feet of clay wastewater main with 8 inch polyvinyl chloride (PVC) pipes along Lake Forest Drive. The water line exceeds the maximum allowable velocity at 1000 gallons per minute and the wastewater main is nearing the end of its lifecycle.

Justification: In 2017, the Town completed a comprehensive Water Distribution System Assessment that included a Capital Improvements Program (CIP) that made recommendations for the replacement of and improvements to water lines, as well as other water quality improvements.

Phase: The project is currently in the engineering/design phase.

Status: On August 24, 2021 the City Council approved an agreement with Dannenbaum Engineering Company for the design of the Lake Forest Drive Utility Improvements Project. Construction is anticipated to be completed in fiscal year 2023.

Funding	Project to Date	Est 2022	2023	2024	2025	2026	Project Total
Bond Funds	\$ -	\$ 272,200	\$ 500,000	\$ -	\$ -	\$ -	\$ 772,200
Cash Reserves	-	59,000	-	-	-	-	59,000
Total	\$ -	\$ 331,200	\$ 500,000	\$ -	\$ -	\$ -	\$ 831,200
Expenditures							
<i>Design</i>	\$ -	\$ 169,808	\$ -	\$ -	\$ -	\$ -	\$ 169,808
<i>Construction</i>	-	102,392	500,000	-	-	-	602,392
<i>Equipment</i>	-	-	-	-	-	-	-
<i>Right of Way</i>	-	59,000	-	-	-	-	59,000
Total	\$ -	\$ 331,200	\$ 500,000	\$ -	\$ -	\$ -	\$ 831,200

PROJECT NAME: Addison Road/Westgrove Drive Water Main Replacement

Description: Replacing a 6 inch water main with an 8 inch polyvinyl chloride (PVC) pipe at the northeast intersection of Addison Road and Westgrove Drive. This water line exceeds the maximum allowable velocity at 1000 gallons per minute.

Justification: In 2017, the Town completed a comprehensive Water Distribution System Assessment that included a Capital Improvements Program (CIP) that made recommendations for the replacement of and improvements to water lines, as well as other water quality improvements.

Phase: The project is currently in the planning phase.

Status: This project is anticipated to be completed in fiscal year 2026.

Funding	Project to Date	Est 2022	2023	2024	2025	2026	Project Total
Bond Funds	\$ -	\$ -	\$ -	\$ -	\$ 564,300	\$ 400,000	\$ 964,300
Cash Reserves	-	-	-	-	69,000	-	69,000
Total	\$ -	\$ -	\$ -	\$ -	\$ 633,300	\$ 400,000	\$ 1,033,300
Expenditures							
<i>Design</i>	\$ -	\$ -	\$ -	\$ -	\$ 144,645	\$ -	\$ 144,645
<i>Construction</i>	-	-	-	-	419,655	400,000	819,655
<i>Equipment</i>	-	-	-	-	-	-	-
<i>Right of Way</i>	-	-	-	-	69,000	-	69,000
Total	\$ -	\$ -	\$ -	\$ -	\$ 633,300	\$ 400,000	\$ 1,033,300

**TOWN OF ADDISON
UTILITY CAPITAL IMPROVEMENTS PROJECTS
FY2022-23**

PROJECT NAME: Excel Parkway/Addison Road Water Main Upsizing

Description: Upsizing an 8 inch polyvinyl chloride (PVC) pipe with 12 inch PVC pipe from Excel Telecommunications Service Center to Addison Road. This water line exceeds the maximum allowable velocity at 1000 gallons per minute.

Justification: In 2017, the Town completed a comprehensive Water Distribution System Assessment that included a Capital Improvements Program (CIP) that made recommendations for the replacement of and improvements to water lines, as well as other water quality improvements.

Phase: The project is currently in the planning phase.

Status: This project is anticipated to be completed in fiscal year 2026.

Funding	Project to Date	Est 2022	2023	2024	2025	2026	Project Total
Bond Funds	\$ -	\$ -	\$ -	\$ -	\$ -	\$ 254,500	\$ 254,500
Cash Reserves	-	-	-	-	-	14,000	14,000
Total	\$ -	\$ -	\$ -	\$ -	\$ -	\$ 268,500	\$ 268,500
Expenditures							
<i>Design</i>	\$ -	\$ -	\$ -	\$ -	\$ -	\$ 38,175	\$ 38,175
<i>Construction</i>	-	-	-	-	-	216,325	216,325
<i>Equipment</i>	-	-	-	-	-	-	-
<i>Right of Way</i>	-	-	-	-	-	14,000	14,000
Total	\$ -	\$ -	\$ -	\$ -	\$ -	\$ 268,500	\$ 268,500

PROJECT NAME: New Water Main Loop - Excel Parkway / Addison Road

Description: New 8 inch polyvinyl chloride (PVC) water main loop from Excel Telecommunications Service Center to Addison Road. This would eliminate water in the area exceeding the maximum allowable age.

Justification: In 2017, the Town completed a comprehensive Water Distribution System Assessment that included a Capital Improvements Program (CIP) that made recommendations for the replacement of and improvements to water lines, as well as other water quality improvements.

Phase: The project is currently in the planning phase.

Status: This project is anticipated to be completed in fiscal year 2026.

Funding	Project to Date	Est 2022	2023	2024	2025	2026	Project Total
Bond Funds	\$ -	\$ -	\$ -	\$ -	\$ -	\$ 463,000	\$ 463,000
Cash Reserves	-	-	-	-	-	32,000	32,000
Total	\$ -	\$ -	\$ -	\$ -	\$ -	\$ 495,000	\$ 495,000
Expenditures							
<i>Design</i>	\$ -	\$ -	\$ -	\$ -	\$ -	\$ 69,450	\$ 69,450
<i>Construction</i>	-	-	-	-	-	393,550	393,550
<i>Equipment</i>	-	-	-	-	-	-	-
<i>Right of Way</i>	-	-	-	-	-	32,000	32,000
Total	\$ -	\$ -	\$ -	\$ -	\$ -	\$ 495,000	\$ 495,000

TOWN OF ADDISON
UTILITY CAPITAL IMPROVEMENTS PROJECTS
FY2022-23

PROJECT NAME: Beltway Drive/Belt Line Road Water Main Replacement

Description: Replacing an 8 inch cast iron (CI) water main installed in 1973 with an 8 inch polyvinyl chloride (PVC) pipe along the intersection of Beltway Drive and Belt Line Road. This water main exceeds the maximum allowable head loss.

Justification: In 2017, the Town completed a comprehensive Water Distribution System Assessment that included a Capital Improvements Program (CIP) that made recommendations for the replacement of and improvements to water lines, as well as other water quality improvements.

Phase: The project is currently in the planning phase.

Status: This project is anticipated to be completed in fiscal year 2024.

Funding	Project to Date	Est 2022	2023	2024	2025	2026	Project Total
Bond Funds	\$ -	\$ -	\$ 561,900	\$ 500,000	\$ -	\$ -	\$ 1,061,900
Cash Reserves	-	-	79,000	-	-	-	79,000
Total	\$ -	\$ -	\$ 640,900	\$ 500,000	\$ -	\$ -	\$ 1,140,900
Expenditures							
<i>Design</i>	\$ -	\$ -	\$ 159,285	\$ -	\$ -	\$ -	\$ 159,285
<i>Construction</i>	-	-	402,615	500,000	-	-	902,615
<i>Equipment</i>	-	-	-	-	-	-	-
<i>Right of Way</i>	-	-	79,000	-	-	-	79,000
Total	\$ -	\$ -	\$ 640,900	\$ 500,000	\$ -	\$ -	\$ 1,140,900

PROJECT NAME: Sydney Drive/Marsh Lane Water Main Upsizing

Description: Upsizing a 6 inch polyvinyl chloride (PVC) pipe installed in 1976 with an 8 inch PVC pipe at the intersection of Sydney Drive and Marsh Lane. This water line exceeds the maximum allowable velocity at 1000 gallons per minute.

Justification: In 2017, the Town completed a comprehensive Water Distribution System Assessment that included a Capital Improvements Program (CIP) that made recommendations for the replacement of and improvements to water lines, as well as other water quality improvements.

Phase: The project is currently in the planning phase.

Status: This project is anticipated to be completed in fiscal year 2025.

Funding	Project to Date	Est 2022	2023	2024	2025	2026	Project Total
Bond Funds	\$ -	\$ -	\$ -	\$ 591,700	\$ 400,000	\$ -	\$ 991,700
Cash Reserves	-	-	-	76,000	-	-	76,000
Total	\$ -	\$ -	\$ -	\$ 667,700	\$ 400,000	\$ -	\$ 1,067,700
Expenditures							
<i>Design</i>	\$ -	\$ -	\$ -	\$ 148,755	\$ -	\$ -	\$ 148,755
<i>Construction</i>	-	-	-	442,945	400,000	-	842,945
<i>Equipment</i>	-	-	-	-	-	-	-
<i>Right of Way</i>	-	-	-	76,000	-	-	76,000
Total	\$ -	\$ -	\$ -	\$ 667,700	\$ 400,000	\$ -	\$ 1,067,700

**TOWN OF ADDISON
UTILITY CAPITAL IMPROVEMENTS PROJECTS
FY2022-23**

PROJECT NAME: Lindbergh Drive Water Main Upsizing

Description: Upsizing Lindbergh Drive water main from Addison Road to Midway Road.

Justification: In 2017, the Town completed a comprehensive Water Distribution System Assessment that included a Capital Improvements Program (CIP) that made recommendations for the replacement of and improvements to water lines, as well as other water quality improvements.

Phase: The project is currently in the planning phase.

Status: This project is anticipated to be completed in fiscal year 2026.

Funding	Project to Date	Est 2022	2023	2024	2025	2026	Project Total
Bond Funds	\$ -	\$ -	\$ -	\$ -	\$ -	\$ 2,250,000	\$ 2,250,000
Cash Reserves	-	-	-	-	-	250,000	250,000
Total	\$ -	\$ -	\$ -	\$ -	\$ -	\$ 2,500,000	\$ 2,500,000
Expenditures							
<i>Design</i>	\$ -	\$ -	\$ -	\$ -	\$ -	\$ 250,000	\$ 250,000
<i>Construction</i>	-	-	-	-	-	2,000,000	2,000,000
<i>Equipment</i>	-	-	-	-	-	-	-
<i>Right of Way</i>	-	-	-	-	-	-	-
Total	\$ -	\$ -	\$ -	\$ -	\$ -	\$ 2,250,000	\$ 2,250,000

PROJECT NAME: Water Main Upsizing From Belt Line Road/George Bush Elementary

Description: Upsizing 8 inch cast iron (CI) pipe installed in 1965 with 10 inch polyvinyl chloride (PVC) pipe running North to South from Belt Line Road to George H.W. Bush Elementary School. This water line exceeds the maximum allowable head loss.

Justification: In 2017, the Town completed a comprehensive Water Distribution System Assessment that included a Capital Improvements Program (CIP) that made recommendations for the replacement of and improvements to water lines, as well as other water quality improvements.

Phase: The project is currently in the planning phase.

Status: This project is anticipated to be completed in fiscal year 2026.

Funding	Project to Date	Est 2022	2023	2024	2025	2026	Project Total
Bond Funds	\$ -	\$ -	\$ -	\$ -	\$ 1,050,000	\$ 1,000,000	\$ 2,050,000
Cash Reserves	-	-	-	-	138,000	-	138,000
Total	\$ -	\$ -	\$ -	\$ -	\$ 1,188,000	\$ 1,000,000	\$ 2,188,000
Expenditures							
<i>Design</i>	\$ -	\$ -	\$ -	\$ -	\$ 307,500	\$ -	\$ 307,500
<i>Construction</i>	-	-	-	-	\$ 742,500	\$ 1,000,000	1,742,500
<i>Equipment</i>	-	-	-	-	-	-	-
<i>Right of Way</i>	-	-	-	-	138,000	-	138,000
Total	\$ -	\$ -	\$ -	\$ -	\$ 1,188,000	\$ 1,000,000	\$ 2,188,000

TOWN OF ADDISON
UTILITY CAPITAL IMPROVEMENTS PROJECTS
FY2022-23

PROJECT NAME: Pipe Bursting - Julian Street to Addison Circle

Description: Pipe burst 1,000 linear feet of 8 inch pipe to 12 inches at a depth of 10 to 14 feet.

Justification: The 2017 Sanitary Sewer System Evaluation identified sewer infrastructure that is in need of replacement or rehabilitation. Projects were prioritized using a comprehensive sewer model and based on the consequence of failure and the risk of failure.

Phase: The project is currently in the planning phase.

Status: This project is anticipated to be completed in fiscal year 2026.

Funding	Project to Date	Est 2022	2023	2024	2025	2026	Project Total
Bond Funds	\$ -	\$ -	\$ -	\$ -	\$ -	\$ 374,000	\$ 374,000
Cash Reserves	-	-	-	-	-	42,000	42,000
Total	\$ -	\$ -	\$ -	\$ -	\$ -	\$ 416,000	\$ 416,000
Expenditures							
<i>Design</i>	\$ -	\$ -	\$ -	\$ -	\$ -	\$ 48,000	\$ 48,000
<i>Construction</i>	-	-	-	-	-	326,000	326,000
<i>Equipment</i>	-	-	-	-	-	-	-
<i>Right of Way</i>	-	-	-	-	-	42,000	42,000
Total	\$ -	\$ -	\$ -	\$ -	\$ -	\$ 416,000	\$ 416,000

PROJECT NAME: Excel Parkway/Addison Road Sewer Improvements

Description: Replace 479 linear feet of 8 inch pipe; clean repair, seal and grout one 48 inch manhole; and repair ring, cover, and chimney of one 48 inch manhole.

Justification: The 2017 Sanitary Sewer System Evaluation identified sewer infrastructure that is in need of replacement or rehabilitation. Projects were prioritized using a comprehensive sewer model and based on the consequence of failure and the risk of failure.

Phase: The project is currently in the planning phase.

Status: This project is anticipated to be completed in fiscal year 2026.

Funding	Project to Date	Est 2022	2023	2024	2025	2026	Project Total
Bond Funds	\$ -	\$ -	\$ -	\$ -	\$ -	\$ 367,000	\$ 367,000
Cash Reserves	-	-	-	-	-	23,000	23,000
Total	\$ -	\$ -	\$ -	\$ -	\$ -	\$ 390,000	\$ 390,000
Expenditures							
<i>Design</i>	\$ -	\$ -	\$ -	\$ -	\$ -	\$ 55,050	\$ 55,050
<i>Construction</i>	-	-	-	-	-	311,950	311,950
<i>Equipment</i>	-	-	-	-	-	-	-
<i>Right of Way</i>	-	-	-	-	-	23,000	23,000
Total	\$ -	\$ -	\$ -	\$ -	\$ -	\$ 390,000	\$ 390,000

**TOWN OF ADDISON
UTILITY CAPITAL IMPROVEMENTS PROJECTS
FY2022-23**

PROJECT NAME: Addison Road/Belt Line Road and Addison Road/Edwin Lewis Drive Sewer Improvements

Description: Replace 579 linear feet of 8 inch pipe; clean repair, seal and grout one 48 inch manhole; and clean, remove roots, repair, and coat two 48 inch manholes.

Justification: The 2017 Sanitary Sewer System Evaluation identified sewer infrastructure that is in need of replacement or rehabilitation. Projects were prioritized using a comprehensive sewer model and based on the consequence of failure and the risk of failure.

Phase: The project is currently in the planning phase.

Status: This project is anticipated to be completed in fiscal year 2026.

Funding	Project to Date	Est 2022	2023	2024	2025	2026	Project Total
Bond Funds	\$ -	\$ -	\$ -	\$ -	\$ -	\$ 372,000	\$ 372,000
Cash Reserves	-	-	-	-	-	28,000	28,000
Total	\$ -	\$ -	\$ -	\$ -	\$ -	\$ 400,000	\$ 400,000
Expenditures							
<i>Design</i>	\$ -	\$ -	\$ -	\$ -	\$ -	\$ 55,800	\$ 55,800
<i>Construction</i>	-	-	-	-	-	316,200	316,200
<i>Equipment</i>	-	-	-	-	-	-	-
<i>Right of Way</i>	-	-	-	-	-	28,000	28,000
Total	\$ -	\$ -	\$ -	\$ -	\$ -	\$ 400,000	\$ 400,000

PROJECT NAME: Quorum Drive/Belt Line Road Sewer Improvements

Description: Replace 483 linear feet of 8 inch pipe; clean repair, seal and grout one 48 inch manhole; install cleanout cap on one 48 inch manhole; realign and grout casting on one 48 inch manhole; and repair chimney/cone on three 48 inch manholes.

Justification: The 2017 Sanitary Sewer System Evaluation identified sewer infrastructure that is in need of replacement or rehabilitation. Projects were prioritized using a comprehensive sewer model and based on the consequence of failure and the risk of failure.

Phase: The project is currently in the planning phase.

Status: This project is anticipated to be completed in fiscal year 2024.

Funding	Project to Date	Est 2022	2023	2024	2025	2026	Project Total
Bond Funds	\$ -	\$ -	\$ -	\$ 308,000	\$ -	\$ -	\$ 308,000
Cash Reserves	-	-	-	33,000	-	-	33,000
Total	\$ -	\$ -	\$ -	\$ 341,000	\$ -	\$ -	\$ 341,000
Expenditures							
<i>Design</i>	\$ -	\$ -	\$ -	\$ 46,200	\$ -	\$ -	\$ 46,200
<i>Construction</i>	-	-	-	261,800	-	-	261,800
<i>Equipment</i>	-	-	-	-	-	-	-
<i>Right of Way</i>	-	-	-	33,000	-	-	33,000
Total	\$ -	\$ -	\$ -	\$ 341,000	\$ -	\$ -	\$ 341,000

TOWN OF ADDISON
UTILITY CAPITAL IMPROVEMENTS PROJECTS
FY2022-23

PROJECT NAME: Rive Lane Sewer Improvements

Description: Replace 899 linear feet of 8 inch pipe and repair pipe seal and grout one 48 inch manhole.

Justification: The 2017 Sanitary Sewer System Evaluation identified sewer infrastructure that is in need of replacement or rehabilitation. Projects were prioritized using a comprehensive sewer model and based on the consequence of failure and the risk of failure.

Phase: The project is currently in the planning phase.

Status: This project is anticipated to be completed in fiscal year 2024.

Funding	Project to Date	Est 2022	2023	2024	2025	2026	Project Total
Bond Funds	\$ -	\$ -	\$ -	\$ 572,000	\$ -	\$ -	\$ 572,000
Cash Reserves	-	-	-	88,000	-	-	88,000
Total	\$ -	\$ -	\$ -	\$ 660,000	\$ -	\$ -	\$ 660,000
Expenditures							
<i>Design</i>	\$ -	\$ -	\$ -	\$ 85,800	\$ -	\$ -	\$ 85,800
<i>Construction</i>	-	-	-	486,200	-	-	486,200
<i>Equipment</i>	-	-	-	-	-	-	-
<i>Right of Way</i>	-	-	-	88,000	-	-	88,000
Total	\$ -	\$ -	\$ -	\$ 660,000	\$ -	\$ -	\$ 660,000

PROJECT NAME: Wiley Post Road/Midway Road Sewer Improvements

Description: Pipe burst 50 linear feet of 6 inch pipe to 15 inches at a depth of 14 to 18 feet.

Justification: The 2017 Sanitary Sewer System Evaluation identified sewer infrastructure that is in need of replacement or rehabilitation. Projects were prioritized using a comprehensive sewer model and based on the consequence of failure and the risk of failure.

Phase: The project is currently in the planning phase.

Status: This project is anticipated to be completed in fiscal year 2025.

Funding	Project to Date	Est 2022	2023	2024	2025	2026	Project Total
Bond Funds	\$ -	\$ -	\$ -	\$ -	\$ 137,000	\$ -	\$ 137,000
Cash Reserves	-	-	-	-	13,000	-	13,000
Total	\$ -	\$ -	\$ -	\$ -	\$ 150,000	\$ -	\$ 150,000
Expenditures							
<i>Design</i>	\$ -	\$ -	\$ -	\$ -	\$ 20,550	\$ -	\$ 20,550
<i>Construction</i>	-	-	-	-	116,450	954,150	1,070,600
<i>Equipment</i>	-	-	-	-	-	-	-
<i>Right of Way</i>	-	-	-	-	13,000	-	13,000
Total	\$ -	\$ -	\$ -	\$ -	\$ 150,000	\$ 954,150	\$ 1,104,150

**TOWN OF ADDISON
UTILITY CAPITAL IMPROVEMENTS PROJECTS
FY2022-23**

PROJECT NAME: Surveyor Pumpstation Pump #2 Replacement

Description: Replacement of pump #2 at the Surveyor Pumpstation.

Justification: Capital projects have been identified using information from assessments that were done in 2014. These improvements are needed to extend the life of the these facilities, pumps, motors, and associated equipment to ensure an adequate

Phase: The project is currently in the engineering/design phase.

Status: This project is anticipated to be completed in fiscal year 2022.

Funding	Project to Date	Est 2022	2023	2024	2025	2026	Project Total
Bond Funds	\$ -	\$ 187,000	\$ -	\$ -	\$ -	\$ -	\$ 187,000
Cash Reserves	-	-	-	-	-	-	-
Total	\$ -	\$ 187,000	\$ -	\$ -	\$ -	\$ -	\$ 187,000
Expenditures							
<i>Design</i>	\$ -	\$ 37,000	\$ -	\$ -	\$ -	\$ -	\$ 37,000
<i>Construction</i>	-	150,000	-	-	-	-	150,000
<i>Equipment</i>	-	-	-	-	-	-	-
<i>Right of Way</i>	-	-	-	-	-	-	-
Total	\$ -	\$ 187,000	\$ -	\$ -	\$ -	\$ -	\$ 187,000

PROJECT NAME: Celestial Pumpstation Pump #3 Replacement

Description: Replacement of pump #3 at the Celestial Pumpstation.

Justification: Capital projects have been identified using information from assessments that were done in 2014. These improvements are needed to extend the life of the these facilities, pumps, motors, and associated equipment to ensure an adequate

Phase: The project is currently in the planning phase.

Status: This project is anticipated to be completed in fiscal year 2023.

Funding	Project to Date	Est 2022	2023	2024	2025	2026	Project Total
Bond Funds	\$ -	\$ -	\$ 225,000	\$ -	\$ -	\$ -	\$ 225,000
Cash Reserves	-	-	-	-	-	-	-
Total	\$ -	\$ -	\$ 225,000	\$ -	\$ -	\$ -	\$ 225,000
Expenditures							
<i>Design</i>	\$ -	\$ -	\$ 45,000	\$ -	\$ -	\$ -	\$ 45,000
<i>Construction</i>	-	-	180,000	-	-	-	180,000
<i>Equipment</i>	-	-	-	-	-	-	-
<i>Right of Way</i>	-	-	-	-	-	-	-
Total	\$ -	\$ -	\$ 225,000	\$ -	\$ -	\$ -	\$ 225,000

TOWN OF ADDISON
UTILITY CAPITAL IMPROVEMENTS PROJECTS
FY2022-23

PROJECT NAME: Celestial Pumpstation Pump #1 Replacement

Description: Replacement of pump #1 at the Celestial Pumpstation.

Justification: Capital projects have been identified using information from assessments that were done in 2014. These improvements are needed to extend the life of the these facilities, pumps, motors, and associated equipment to ensure an adequate

Phase: The project is currently in the planning phase.

Status: This project is anticipated to be completed in fiscal year 2024.

Funding	Project to Date	Est 2022	2023	2024	2025	2026	Project Total
Bond Funds	\$ -	\$ -	\$ -	\$ 205,000	\$ -	\$ -	\$ 205,000
Cash Reserves	-	-	-	-	-	-	-
Total	\$ -	\$ -	\$ -	\$ 205,000	\$ -	\$ -	\$ 205,000
Expenditures							
<i>Design</i>	\$ -	\$ -	\$ -	\$ 41,000	\$ -	\$ -	\$ 41,000
<i>Construction</i>	-	-	-	164,000	-	-	164,000
<i>Equipment</i>	-	-	-	-	-	-	-
<i>Right of Way</i>	-	-	-	-	-	-	-
Total	\$ -	\$ -	\$ -	\$ 205,000	\$ -	\$ -	\$ 205,000

PROJECT NAME: Surveyor Pump Station Electrical Upgrades

Description: Overhaul of the electrical components that control Surveyor Pump Station.

Justification: The electrical system and Surveyor Pump Station is over forty years old. These electrical components are the highest risk of failure at the pump station. There are no longer parts available for some of the current components and would require significant upgrades if they were to fail.

Phase: The project is currently in the engineering/design phase.

Status: On January 11, 2022 a design contract was awarded to Kleinfelder, Inc. Construction is anticipated to be completed in fiscal year 2023.

Funding	Project to Date	Est 2022	2023	2024	2025	2026	Project Total
Bond Funds	\$ -	\$ 220,000	\$ 760,000	\$ -	\$ -	\$ -	\$ 980,000
Cash Reserves	-	-	-	-	-	-	-
Total	\$ -	\$ 220,000	\$ 760,000	\$ -	\$ -	\$ -	\$ 980,000
Expenditures							
<i>Design</i>	\$ -	\$ 103,599	\$ -	\$ -	\$ -	\$ -	\$ 103,599
<i>Construction</i>	-	116,401	760,000	-	-	-	876,401
<i>Equipment</i>	-	-	-	-	-	-	-
<i>Right of Way</i>	-	-	-	-	-	-	-
Total	\$ -	\$ 220,000	\$ 760,000	\$ -	\$ -	\$ -	\$ 980,000

**TOWN OF ADDISON
STORMWATER CAPITAL IMPROVEMENTS PROGRAM
FY2022-23**

	Actual Prior Years	Estimated 2021-22	Budget 2022-23	Budget 2023-24	Budget 2024-25	Budget 2025-26	Project Total
FUNDING SOURCES:							
Cash Reserves	\$ -	\$ 821,819	\$ 2,838,033	\$ 3,506,000	\$ 973,000	\$ -	-
Certificates of Obligation Series 2013	230,542	736,606	-	-	-	-	-
TOTAL AVAILABLE RESOURCES	\$ 230,542	\$ 1,558,425	\$ 2,838,033	\$ 3,506,000	\$ 973,000	\$ -	-
PROJECTS							
Rawhide Creek Basin Improvements - Les Lacs Area	\$ 188,967	\$ 1,150,000	\$ 2,011,033	\$ -	\$ -	\$ -	\$ 3,350,000
Whiterock Creek Basin Improvements - Bellbrook Drive	-	-	-	2,900,000	-	-	2,900,000
Farmers Branch Basin Improvements - Le Grande	-	-	827,000	-	-	-	827,000
Drive Whiterock Creek Basin Improvements - Maiden	-	-	-	606,000	-	-	606,000
Court Whiterock Creek Basin Improvements - Monifort	-	-	-	-	136,000	-	136,000
Drive Automated Flood Alert System	-	-	-	-	837,000	-	837,000
Winnwood Road Bridge Class Culvert Outlet Armoring	41,575	408,425	-	-	-	-	450,000
TOTAL	\$ 230,542	\$ 1,558,425	\$ 2,838,033	\$ 3,506,000	\$ 973,000	\$ -	\$ 9,106,000

TOWN OF ADDISON
STORMWATER CAPITAL IMPROVEMENTS PROJECTS
FY2022-23

PROJECT NAME: Rawhide Creek Basin Improvements - Les Lacs Area

Description: This project includes the design of drainage improvements along the residential streets of Waterside Court, Waterford Drive, Les Lacs Avenue, Beau Park Lane, and Brookwood Lane. The drainage improvements will follow the trail south from Brookwood Lane and run west along the linear park connecting to the existing storm drain system at Marsh Lane.

Justification: This project was identified in the Storm Drainage System Assessment and Capital Improvement Program prepared for the Town of Addison by Half Associates in August 2017.

Phase: The project is currently in engineering design phase.

Status: A contract for professional engineering services was approved on January 12, 2021. Construction is anticipated to begin in 2022 and be completed by the end of 2023.

Funding	Project to Date	Est 2022	2023	2024	2025	2026	Project Total
Bond Funds	\$ 188,967	\$ 680,499	\$ -	\$ -	\$ -	\$ -	\$ 869,466
Cash Reserves	-	469,501	2,011,033	-	-	-	2,480,534
Total	\$ 188,967	\$ 1,150,000	\$ 2,011,033	\$ -	\$ -	\$ -	\$ 3,350,000
Expenditures							
<i>Design</i>	\$ 188,967	\$ 187,803	\$ -	\$ -	\$ -	\$ -	\$ 376,770
<i>Construction</i>	-	962,197	2,011,033	-	-	-	2,973,230
<i>Right of Way</i>	-	-	-	-	-	-	-
Total	\$ 188,967	\$ 1,150,000	\$ 2,011,033	\$ -	\$ -	\$ -	\$ 3,350,000

PROJECT NAME: Whiterock Creek Basin Improvements - Bellbrook Drive

Description: This project includes the design of drainage improvements along Bellbrook Drive. The drainage improvements include upsizing the existing system and creating a diversion from Bellbrook Drive through Hampton court to relieve the existing system.

Justification: This project was identified in the Storm Drainage System Assessment and Capital Improvement Program prepared for the Town of Addison by Half Associates in August 2017.

Phase: The project is currently in the planning phase.

Status: This project is anticipated to be completed in fiscal year 2024.

Funding	Project to Date	Est 2022	2023	2024	2025	2026	Project Total
Bond Funds		\$ -	\$ -	\$ -	\$ -	\$ -	\$ -
Cash Reserves		-	-	2,900,000	-	-	2,900,000
Total	\$ -	\$ -	\$ -	\$ 2,900,000	\$ -	\$ -	\$ 2,900,000
Expenditures							
<i>Design</i>	\$ -	\$ -	\$ -	\$ 320,000	\$ -	\$ -	\$ 320,000
<i>Construction</i>	-	-	-	2,500,000	-	-	2,500,000
<i>Equipment</i>	-	-	-	-	-	-	-
<i>Right of Way</i>	-	-	-	80,000	-	-	80,000
Total	\$ -	\$ -	\$ -	\$ 2,900,000	\$ -	\$ -	\$ 2,900,000

TOWN OF ADDISON
STORMWATER CAPITAL IMPROVEMENTS PROJECTS
FY2022-23

PROJECT NAME: Farmers Branch Basin Improvements - Le Grande Drive

Description: This project includes the addition of inlets and diversion of flow to the existing system along Midway Road. The proposed diversion will consist of a 30-inch reinforced concrete pipe.

Justification: This project was identified in the Storm Drainage System Assessment and Capital Improvement Program prepared for the Town of Addison by Half Associates in August 2017.

Phase: The project is currently in the planning phase.

Status: This project is anticipated to be completed in fiscal year 2023.

Funding	Project to Date	Est 2022	2023	2024	2025	2026	Project Total
Bond Funds		\$ -	\$ -	\$ -	\$ -	\$ -	-
Cash Reserves		-	827,000	-	-	-	827,000
Total	\$ -	\$ -	\$ 827,000	\$ -	\$ -	\$ -	\$ 827,000
Expenditures							
<i>Design</i>		\$ -	95,000	\$ -	\$ -	\$ -	95,000
<i>Construction</i>		-	649,000	-	-	-	649,000
<i>Equipment</i>		-	-	-	-	-	-
<i>Right of Way</i>		-	83,000	-	-	-	83,000
Total	\$ -	\$ -	\$ 827,000	\$ -	\$ -	\$ -	\$ 827,000

PROJECT NAME: Whiterock Creek Basin Improvements - Maiden Court

Description: This project includes the upsizing of the existing system and construction of a diversion through Celestial Place to relieve the existing system. The proposed system will consist of 27-inch reinforced concrete pipe.

Justification: This project was identified in the Storm Drainage System Assessment and Capital Improvement Program prepared for the Town of Addison by Half Associates in August 2017.

Phase: The project is currently in the planning phase.

Status: This project is anticipated to be completed in fiscal year 2024.

Funding	Project to Date	Est 2022	2023	2024	2025	2026	Project Total
Bond Funds	\$ -	\$ -	\$ -	\$ -	\$ -	\$ -	-
Cash Reserves	-	-	-	606,000	-	-	606,000
Total	\$ -	\$ -	\$ -	\$ 606,000	\$ -	\$ -	\$ 606,000
Expenditures							
<i>Design</i>	\$ -	\$ -	\$ -	70,000	\$ -	\$ -	70,000
<i>Construction</i>	-	-	-	475,000	-	-	475,000
<i>Equipment</i>	-	-	-	-	-	-	-
<i>Right of Way</i>	-	-	-	61,000	-	-	61,000
Total	\$ -	\$ -	\$ -	\$ 606,000	\$ -	\$ -	\$ 606,000

TOWN OF ADDISON
STORMWATER CAPITAL IMPROVEMENTS PROJECTS
FY2022-23

PROJECT NAME: Whiterock Creek Basin Improvements - Montfort Drive

Description: This project includes the addition of more inlets to the existing system. The proposed alternative is to add four (4) 10-foot curb inlets at the area of flooding.

Justification: This project was identified in the Storm Drainage System Assessment and Capital Improvement Program prepared for the Town of Addison by Half Associates in August 2017.

Phase: The project is currently in the planning phase.

Status: This project is anticipated to be completed in fiscal year 2025.

Funding	Project to Date	Est 2022	2023	2024	2025	2026	Project Total
Bond Funds	\$ -	\$ -	\$ -	\$ -	\$ -	\$ -	\$ -
Cash Reserves	-	-	-	-	136,000	-	136,000
Total	\$ -	\$ -	\$ -	\$ -	\$ 136,000	\$ -	\$ 136,000
Expenditures							
<i>Design</i>	\$ -	\$ -	\$ -	\$ -	16,000	\$ -	16,000
<i>Construction</i>	-	-	-	-	106,000	-	106,000
<i>Equipment</i>	-	-	-	-	-	-	-
<i>Right of Way</i>	-	-	-	-	14,000	-	14,000
Total	\$ -	\$ -	\$ -	\$ -	\$ 136,000	\$ -	\$ 136,000

PROJECT NAME: Automated Flood Alert System

Description: Implementation of a city-wide automated flood alert system that will alert drivers of the flood hazard at locations throughout the Town.

Justification: This project was identified in the Storm Drainage System Assessment and Capital Improvement Program prepared for the Town of Addison by Half Associates in August 2017.

Phase: The project is currently in the planning phase.

Status: This project is anticipated to be completed in fiscal year 2025.

Funding	Project to Date	Est 2022	2023	2024	2025	2026	Project Total
Bond Funds	\$ -	\$ -	\$ -	\$ -	\$ -	\$ -	\$ -
Cash Reserves	-	-	-	-	837,000	-	837,000
Total	\$ -	\$ -	\$ -	\$ -	\$ 837,000	\$ -	\$ 837,000
Expenditures							
<i>Design</i>	\$ -	\$ -	\$ -	\$ -	96,000	\$ -	96,000
<i>Construction</i>	-	-	-	-	657,000	-	657,000
<i>Equipment</i>	-	-	-	-	-	-	-
<i>Right of Way</i>	-	-	-	-	84,000	-	84,000
Total	\$ -	\$ -	\$ -	\$ -	\$ 837,000	\$ -	\$ 837,000

**TOWN OF ADDISON
STORMWATER CAPITAL IMPROVEMENTS PROJECTS
FY2022-23**

PROJECT NAME: Winnwood Road Bridge Class Culvert Outlet Armoring

Description: Construction of a new riprap concrete apron to protect against further scouring and undermining of the wing and toe

Justification: In early 2020, Garver, LLC was tasked to perform an engineering condition assessment of the Winnwood Road bridge culvert and provide recommendations on rehabilitation and repair. This project is recommended from that condition assessment. Additionally, this project is identified as high risk in the Town's Asset Management Plan.

Phase: The project is currently in engineering design phase.

Status: A contract for professional engineering services was approved on January 12, 2021. A construction contract was awarded on April 12, 2022. Construction is anticipated to be completed by the end of 2022.

Funding	Project to Date	Est 2022	2023	2024	2025	2026	Project Total
Bond Funds	\$ 41,575	\$ 56,107	\$ -	\$ -	\$ -	\$ -	\$ 97,682
Cash Reserves	-	352,318	-	-	-	-	352,318
Total	\$ 41,575	\$ 408,425	\$ -	\$ -	\$ -	\$ -	\$ 450,000
Expenditures							
<i>Design</i>	\$ 41,575	\$ 56,107	\$ -	\$ -	\$ -	\$ -	\$ 97,682
<i>Construction</i>	-	352,318	-	-	-	-	352,318
<i>Equipment</i>	-	-	-	-	-	-	-
<i>Right of Way</i>	-	-	-	-	-	-	-
Total	\$ 41,575	\$ 408,425	\$ -	\$ -	\$ -	\$ -	\$ 450,000

TOWN OF ADDISON
AIRPORT CAPITAL IMPROVEMENTS PROGRAM
FY2022-23

	Actual Prior Years	Estimated 2021-22	Budget 2022-23	Budget 2023-24	Budget 2024-25	Budget 2025-26	Project Total
FUNDING SOURCES:							
Cash Reserves	\$ 1,111,310	\$ 1,666,351	\$ 2,582,000	\$ 112,000	\$ -	\$ -	-
TXDOT Grant Funding	600,000	1,475,000	5,948,530	1,008,000	-	-	-
Bond Funds	7,293,148	-	-	-	-	-	-
TOTAL AVAILABLE RESOURCES	\$ 9,004,458	\$ 3,141,351	\$ 8,530,530	\$ 1,120,000	\$ -	\$ -	-
PROJECTS							
Customs Facility Construction	\$ 8,989,708	\$ 166,331	\$ -	\$ -	\$ -	\$ -	\$ 9,156,039
Bravo/Golf Taxiway Improvements	-	1,414,770	5,840,530	-	-	-	7,255,300
Airport Access & Security Improvements	-	-	120,000	1,120,000	-	-	1,240,000
Runway 15/33 Redesignation & Taxiway Alpha Rejuvenation	14,750	1,560,250	-	-	-	-	1,575,000
Bravo T-Hangar Roof Replacements	-	-	270,000	-	-	-	270,000
Bulk Fuel Storage Design	-	-	750,000	-	-	-	750,000
Jimmy Doolittle Drive Reconstruction	-	-	1,550,000	-	-	-	1,550,000
TOTAL	\$ 9,004,458	\$ 3,141,351	\$ 8,530,530	\$ 1,120,000	\$ -	\$ -	\$ 21,796,339

TOWN OF ADDISON
AIRPORT CAPITAL IMPROVEMENTS PROJECTS
FY2022-23

PROJECT NAME: Customs Facility Construction

Description: The design and construction of a compliant U.S. Customs and Border Protection (CBP) facility.

Justification: As a Customs and Border Protection user fee airport, the Town is fully responsible for the cost of the construction of a Customs and Border Protection facility. Customs has notified the Town that the current facility is not in compliance. In order to remain in the program, the facility must be updated and brought into compliance.

Phase: The project is complete.

Status: The project was completed in fiscal year 2022.

Funding	Project to Date	Est 2022	2023	2024	2025	2026	Project Total
Cash Reserves	\$ 1,096,560	\$ 166,331	\$ -	\$ -	\$ -	\$ -	\$ 1,262,891
Bond Funds	7,293,148	-	-	-	-	-	7,293,148
Grants	600,000	-	-	-	-	-	600,000
Total	\$ 8,989,708	\$ 166,331	\$ -	\$ -	\$ -	\$ -	\$ 9,156,039

Expenditures

<i>Design</i>	\$ 771,595	\$ -	\$ -	\$ -	\$ -	\$ -	\$ 771,595
<i>Construction</i>	8,218,113	166,331	-	-	-	-	8,384,444
Total	\$ 8,989,708	\$ 166,331	\$ -	\$ -	\$ -	\$ -	\$ 9,156,039

PROJECT NAME: Bravo/Golf Taxiway Improvements

Description: Extend Taxiway B north from Taxiway F to Taxiway G; extend Taxiway G west from the Runway to Taxiway B; extend Taxiway B south to connect with south end of Runway; construct westside vehicle service road.

Justification: To give access to more than 4 acres of developable land on the airport westside; to improve traffic flow and safety.

Phase: The project is currently in engineering design phase.

Status: This project is currently being designed by the Texas Department of Transportation. Construction is anticipated to begin in fiscal year 2023.

Funding	Project to Date	Est 2022	2023	2024	2025	2026	Project Total
Cash Reserves	\$ -	\$ 1,414,770	\$ -	\$ -	\$ -	\$ -	\$ 1,414,770
Grants	-	-	5,840,530	-	-	-	5,840,530
Total	\$ -	\$ 1,414,770	\$ 5,840,530	\$ -	\$ -	\$ -	\$ 7,255,300

Expenditures

<i>Design</i>	\$ -	\$ 800,000	\$ -	\$ -	\$ -	\$ -	\$ 800,000
<i>Construction</i>	-	614,770	5,840,530	-	-	-	6,455,300
Total	\$ -	\$ 1,414,770	\$ 5,840,530	\$ -	\$ -	\$ -	\$ 7,255,300

TOWN OF ADDISON
AIRPORT CAPITAL IMPROVEMENTS PROJECTS
FY2022-23

PROJECT NAME: Airport Access & Security Improvements

Description: Phase two of three. Implement access and security design plan. Design to take place in FY2023 with construction in FY2024.

Justification: To mitigate unauthorized encroachments and airport incursions per FAA standards.

Phase: The project is currently in the planning phase.

Status: This project is anticipated to be completed in fiscal year 2024.

Funding	Project to Date	Est 2022	2023	2024	2025	2026	Project Total
Cash Reserves	\$ -	\$ -	\$ 12,000	\$ 112,000	\$ -	\$ -	\$ 124,000
Grants	-	-	108,000	1,008,000	-	-	1,116,000
Total	\$ -	\$ -	\$ 120,000	\$ 1,120,000	\$ -	\$ -	\$ 1,240,000

Expenditures

<i>Design</i>	\$ -	\$ -	\$ 120,000	\$ -	\$ -	\$ -	\$ 120,000
<i>Construction</i>	-	-	-	1,120,000	-	-	1,120,000
Total	\$ -	\$ -	\$ 120,000	\$ 1,120,000	\$ -	\$ -	\$ 1,240,000

PROJECT NAME: Runway 15/33 Redesignation and Taxiway Alpha Rejuvenation

Description: To reassign the runway designations as required by FAA policy and Airport Master Plan, and repair and apply surface coating for extending taxiway useful life on Alpha Taxiway.

Justification: Due to shift in magnetic north, airport runway designations are required to be reassigned periodically pursuant to FAA policy (see FAA Order 8260, 19E), and to extend the useful life of the airport infrastructure.

Phase: The project is currently in construction phase.

Status: This project is currently being constructed and is anticipated to be completed before the end of fiscal year 2022.

Funding	Project to Date	Est 2022	2023	2024	2025	2026	Project Total
Cash Reserves	\$ 14,750	\$ 85,250	\$ -	\$ -	\$ -	\$ -	\$ 100,000
Grants	-	1,475,000	-	-	-	-	1,475,000
Total	\$ 14,750	\$ 1,560,250	\$ -	\$ -	\$ -	\$ -	\$ 1,575,000

Expenditures

<i>Design</i>	\$ -	\$ -	\$ -	\$ -	\$ -	\$ -	\$ -
<i>Construction</i>	14,750	1,560,250	-	-	-	-	1,575,000
Total	\$ 14,750	\$ 1,560,250	\$ -	\$ -	\$ -	\$ -	\$ 1,575,000

TOWN OF ADDISON
AIRPORT CAPITAL IMPROVEMENTS PROJECTS
FY2022-23

PROJECT NAME: Bravo T-Hangar Roof Replacements

Description: The airport owns three T-hangar structures in the southwest corner of the airport, known as the Bravo T-hangars and designated B1, B2, and B3. This project will replace the roofs on these three T-hangar structures.

Justification: All of the airport's T-hangars are fully leased. These facilities generate significant revenue for the airport and are likely to continue to do so for the foreseeable future. The B1, B2, and B3 hangar roofs are deteriorating and need to be replaced to protect and maintain the value of the assets

Phase: The project is currently in the planning phase.

Status: This project is anticipated to begin in 2023.

Funding	Project to Date	Est 2022	2023	2024	2025	2026	Project Total
Cash Reserves	\$ -	\$ -	\$ 270,000	\$ -	\$ -	\$ -	\$ 270,000
Expenditures							
Construction	\$ -	\$ -	\$ 270,000	\$ -	\$ -	\$ -	\$ 270,000
Total	\$ -	\$ -	\$ 270,000	\$ -	\$ -	\$ -	\$ 270,000

PROJECT NAME: Bulk Fuel Storage Design

Description: This project would primarily add additional fuel storage capacity - particularly for jet fuel - at the bulk fuel storage facility. Specifically, three 60,000-gallon Jet-A tanks are proposed to be added, with possibly additional (smaller) tanks. The proposed project would also improve existing infrastructure, adding a utility building for the motor control center with a restroom and a back-up generator. The addition of MoGas and Diesel tanks to serve the city fleet is also under consideration.

Justification: Over the past 12+ months the airport has been seeing record and near-record fuel flowage volumes. Million Air, Galaxy, and Atlantic Aviation have all confirmed an urgent need for additional fuel storage capacity, particularly for jet fuel (Jet-A). Based jet aircraft drive increased fuel demand; with multiple new large hangar projects either nearing completion (Galaxy FBO) or in the planning stages (Atlantic expansion; Sky Harbour; Sky B&B second hangar, etc.) fuel demand - and storage need - is likely to increase even more.

Phase: The project is currently in the planning phase.

Status: This project is anticipated to begin in fiscal year 2023.

Funding	Project to Date	Est 2022	2023	2024	2025	2026	Project Total
Cash Reserves	\$ -	\$ -	\$ 750,000	\$ -	\$ -	\$ -	\$ 750,000
Expenditures							
Design	\$ -	\$ -	\$ 750,000	\$ -	\$ -	\$ -	\$ 750,000
Construction	\$ -	\$ -	\$ -	\$ -	\$ -	\$ -	\$ -
Total	\$ -	\$ -	\$ 750,000	\$ -	\$ -	\$ -	\$ 750,000

TOWN OF ADDISON
AIRPORT CAPITAL IMPROVEMENTS PROJECTS
FY2022-23

PROJECT NAME: Jimmy Doolittle Drive Reconstruction

Description: Jimmy Doolittle Road is an airport-owned access street that serves as the landside access route for the new U.S. Customs and Airport Administration building. The street is failed. This project is to completely reconstruct the street, adding underground storm drainage, curbs, and a sidewalk while bringing the roadway up to city standards.

Justification: The airport, as authorized and directed by City Council, onstructed the new U.S. Customs and Airport Administration building including the aircraft parking ramp and associated infrastructure. The landside access to the facility is in completely unacceptable condition. A preliminary design and cost estimates have been provided by Garver. This proposal does not include

Phase: The project is currently in the planning phase.

Status: This project is anticipated to begin in fiscal year 2023.

Funding	Project to Date	Est 2022	2023	2024	2025	2026	Project Total
Cash Reserves	\$ -	\$ -	\$ 1,550,000	\$ -	\$ -	\$ -	\$ 1,550,000
Expenditures							
<i>Design</i>	\$ -	\$ -	\$ 150,000	\$ -	\$ -	\$ -	\$ 150,000
<i>Construction</i>	\$ -	\$ -	\$ 1,400,000	\$ -	\$ -	\$ -	\$ 1,400,000
<i>Equipment</i>	-	-	-	-	-	-	-
<i>Right of Way</i>	-	-	-	-	-	-	-
Total	\$ -	\$ -	\$ 1,550,000	\$ -	\$ -	\$ -	\$ 1,550,000

AGGREGATE DEBT SERVICE

**Town of Addison, Texas
General Obligation Debt Outstanding
As of July 1, 2022**

Period Ending	Principal	Interest	Debt Service
09/30/2022		1,844,469.24	1,844,469.24
09/30/2023	7,585,000	3,567,495.01	11,152,495.01
09/30/2024	7,805,000	3,332,758.76	11,137,758.76
09/30/2025	8,060,000	3,101,333.76	11,161,333.76
09/30/2026	8,335,000	2,850,958.76	11,185,958.76
09/30/2027	8,600,000	2,580,819.39	11,180,819.39
09/30/2028	8,430,000	2,295,981.27	10,725,981.27
09/30/2029	8,280,000	2,007,566.90	10,287,566.90
09/30/2030	8,570,000	1,720,976.28	10,290,976.28
09/30/2031	8,805,000	1,437,043.15	10,242,043.15
09/30/2032	9,060,000	1,155,878.14	10,215,878.14
09/30/2033	8,015,000	877,626.26	8,892,626.26
09/30/2034	5,240,000	658,093.76	5,898,093.76
09/30/2035	3,910,000	524,475.01	4,434,475.01
09/30/2036	4,005,000	419,353.14	4,424,353.14
09/30/2037	4,115,000	310,815.64	4,425,815.64
09/30/2038	3,670,000	206,956.26	3,876,956.26
09/30/2039	3,780,000	107,237.51	3,887,237.51
09/30/2040	1,770,000	38,046.88	1,808,046.88
09/30/2041	930,000	9,881.25	939,881.25
	118,965,000	29,047,766.37	148,012,766.37

Town of Addison, Texas

All Outstanding General Obligation Debt
As of July 1, 2022
(000's)

Year Ending September 30	\$8,670,000 General Obligation Refunding Bonds Series 2022		\$14,850,000 General Obligation Bonds Series 2021		\$10,960,000 General Obligation Refunding Bonds Taxable Series 2021		\$13,635,000 General Obligation Bonds Series 2020		\$13,205,000 General Obligation Refunding Bonds Taxable Series 2020		\$16,220,000 Combination Tax & Revenue Certificates of Obligation Series 2019	
	Principal	Coupon	Principal	Coupon	Principal	Coupon	Principal	Coupon	Principal	Coupon	Principal	Coupon
2022	725	4.000%	525	4.000%	200	3.000%	535	3.000%	1,160	0.300%	665	4.000%
2023	760	4.000%	540	4.000%	995	3.000%	550	4.000%	1,225	0.350%	690	4.000%
2024	785	4.000%	570	4.000%	1,005	1.000%	575	4.000%	1,240	0.400%	720	4.000%
2025	815	2.000%	590	5.000%	1,025	1.000%	600	4.000%	1,250	1.000%	750	4.000%
2026	845	4.000%	620	5.000%	1,035	1.000%	620	4.000%	1,260	0.850%	775	3.000%
2027	400	4.000%	650	5.000%	1,040	1.150%	655	5.000%	1,275	1.000%	800	3.000%
2028	420	4.000%	685	5.000%	1,065	1.400%	685	5.000%	1,285	1.150%	825	3.000%
2029	440	4.000%	725	5.000%	1,070	1.500%	720	4.000%	1,300	1.200%	850	3.000%
2030	440	3.000%	750	3.000%	1,090	1.600%	690	4.000%	1,320	1.350%	875	3.000%
2031	455	3.000%	775	3.000%	1,100	1.700%	715	2.000%	1,335	1.450%	900	3.000%
2032	480	3.000%	800	3.000%	1,130	1.800%	725	2.000%			930	3.000%
2033	495	3.000%	820	3.000%			740	2.000%			955	3.000%
2034	515	3.000%	845	2.000%			760	2.000%			985	3.000%
2035	525	3.000%	860	2.000%			770	2.000%			1,015	3.000%
2036	545	3.000%	875	2.000%			785	2.000%			1,045	3.000%
2037			895	2.000%			800	2.000%			1,080	3.000%
2038			920	2.000%			820	2.000%			1,110	3.000%
2039			930	2.125%			835	2.000%				
2040												
2041												
TOTALS	8,670		14,310		10,755		12,580		12,650		14,970	
Next Call	02/15/2031 @ Par		08/15/2030 @ Par		08/15/2030 @ Par		08/15/2029 @ Par		08/15/2029 @ Par		02/15/2028 @ Par	
Dated Date	1/1/2022		8/1/2021		8/1/2021		8/1/2020		8/1/2020		9/1/2019	
Coupon Dates	February 15	August 15	February 15	August 15	February 15	August 15	February 15	August 15	February 15	August 15	February 15	August 15
Maturity Dates	February 15	February 15	February 15	February 15	February 15	February 15	February 15	February 15	February 15	February 15	February 15	February 15
Insurer	N/A		N/A		N/A		N/A		N/A		N/A	
Arbitrage Yield	1.3196%		1.6527%		Taxable		1.0974%		Taxable		1.9185%	
Paying Agent	The Bank of New York		The Bank of New York		The Bank of New York		The Bank of New York		The Bank of New York		The Bank of New York	
Purpose	Refunding		New Money		Refunding		New Money		Refunding		New Money	
Color Legend												
Non-Callable Callable												

Town of Addison, Texas

All Outstanding General Obligation Debt
As of September 30, 2021
(000's)

Year Ending September 30	\$13,115,000 Combination Tax & Revenue Certificates of Obligation Series 2018		\$23,560,000 General Obligation Refunding Bonds Series 2016		\$7,565,000 Combination Tax & Revenue Certificates of Obligation Series 2014		\$12,000,000 General Obligation Bonds Tax Exempt Series 2014		\$1,250,000 General Obligation Bonds Taxable Series 2013B		\$1,875,000 General Obligation Bonds Series 2013A (AMT)	
	Principal	Coupon	Principal	Coupon	Principal	Coupon	Principal	Coupon	Principal	Coupon	Principal	Coupon
2022		4.000%		4.000%		3.000%		4.000%		3.750%		4.125%
2023	510	3.000%	1,495	4.000%	355	3.000%	575	3.000%	60	3.750%	90	4.125%
2024	525	3.000%	1,550	4.000%	370	3.000%	600	3.000%				
2025	540	3.000%	1,615	4.000%	385	3.000%	625	3.000%				
2026	560	4.000%	1,695	5.000%	400	3.000%	650	3.000%				
2027	580	4.000%	1,775	5.000%	415	3.125%	675	3.000%				
2028	610	5.000%	1,865	5.000%	430	3.250%	705	3.250%				
2029	645	5.000%	1,485	5.000%	450	3.375%	735	3.375%				
2030	670	4.000%	1,565	5.000%	470	3.500%	760	3.375%				
2031	700	4.000%	1,645	5.000%	485	3.625%	795	3.500%				
2032	725	4.000%	1,715	5.000%	505	4.000%	825	3.625%				
2033	755	4.000%	1,810	5.000%	525	4.000%	860	3.750%				
2034	785	3.250%			550	4.000%	895	3.750%				
2035	805	3.250%										
2036	835	3.375%										
2037	865	3.375%										
2038	895	3.500%										
2039	930	3.625%										
2040												
2041												
TOTALS	11,935		18,215		5,340		8,700		60		90	
Next Call	2/15/2028 @ Par		2/15/2026 @ Par		2/15/2024 @ Par		2/15/2024 @ Par		Non-Callable		Non-Callable	
Dated Date	12/1/2018		5/1/2016		2/15/2014		2/15/2014		7/15/2013		7/15/2013	
Coupon Dates Maturity Dates	February 15 August 15 February 15		February 15 August 15 February 15		February 15 August 15 February 15		February 15 August 15 February 15		February 15 August 15 February 15		February 15 August 15 February 15	
Insurer	N/A		N/A		N/A		N/A		N/A		N/A	
Arbitrage Yield	3.1342%		1.8580%		3.1920%		3.1920%		Taxable		4.3659%	
Paying Agent	The Bank of New York		The Bank of New York		The Bank of New York		The Bank of New York		The Bank of New York		The Bank of New York	
Purpose	New Money		Refunding		New Money		New Money		New Money		New Money	
Color Legend												
Non-Callable												
Callable												

Town of Addison, Texas
 All Outstanding General Obligation Debt
 As of July 1, 2022
 (000's)

Year Ending September 30	\$4,665,000 General Obligation Bonds Tax-Exempt Series 2013		\$10,185,000 Combination Tax & Revenue Certificates of Obligation Series 2013	
	Principal	Coupon	Principal	Coupon
2022				4.000%
2023	220	5.000%	470	5.000%
2024				
2025				
2026				
2027				
2028				
2029				
2030				
2031				
2032				
2033				
2034				
2035				
2036				
2037				
2038				
2039				
2040				
2041				
2042				
TOTALS	220		470	
Next Call	Non-Callable		Non-Callable	
Dated Date	7/15/2013		7/15/2013	
Coupon Dates	February 15	August 15	February 15	August 15
Maturity Dates	February 15	February 15	February 15	February 15
Insurer	N/A		N/A	
Arbitrage Yield	3.7243%			
Paying Agent	The Bank of New York			
Purpose	New Money		New Money	
Color Legend				
Non-Callable				
Callable				