



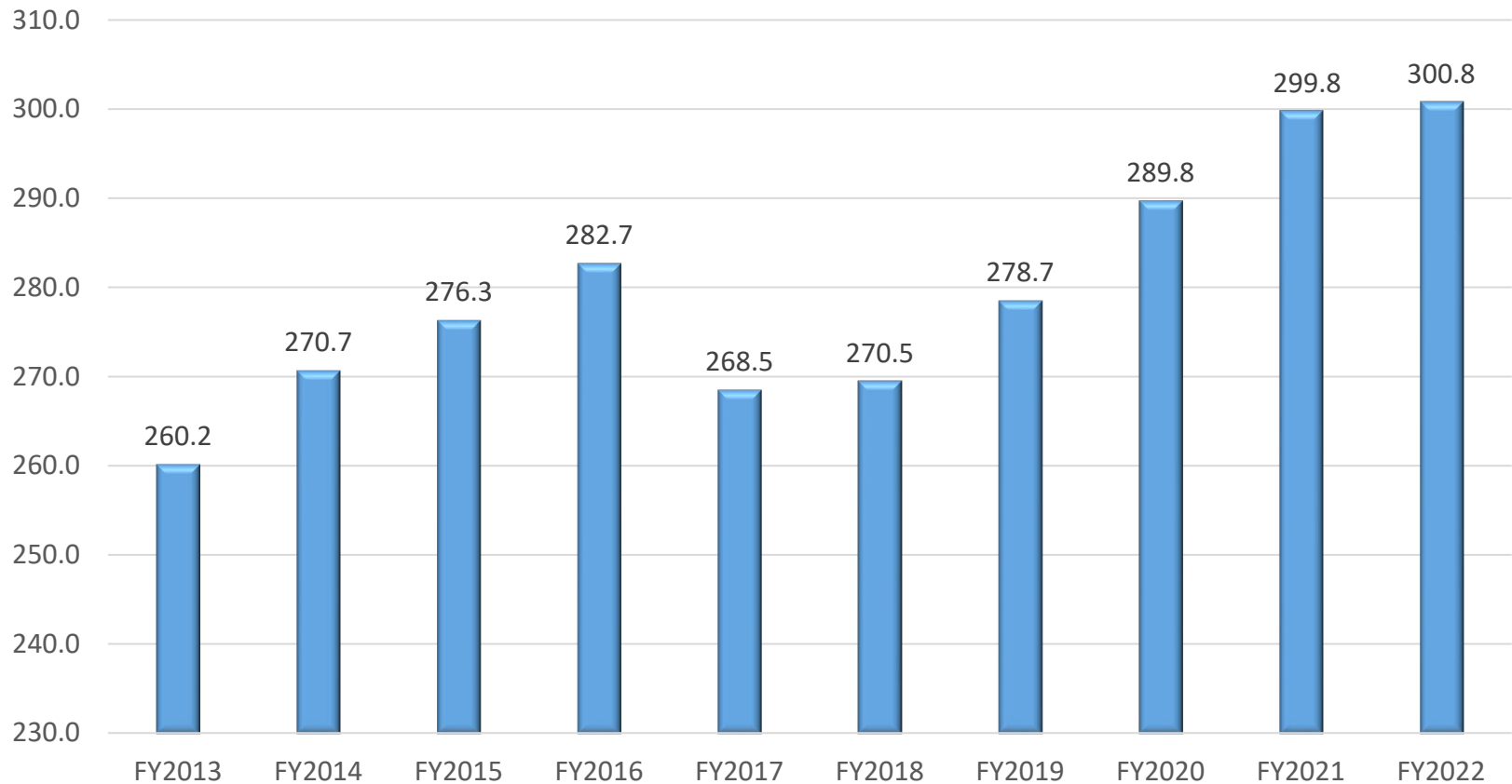
Budget Public Hearing FY2022

Staffing Summary

	2018	2019	2020	2021	2022
General Fund	224.9	227.1	235.2	232.8	231.2
Hotel Fund	17.0	17.0	17.0	9.0	9.0
Eco. Devo. Fund	4.0	4.0	4.0	4.0	4.0
Airport Fund	3.4	4.4	4.4	19.6	20.4
Utility Fund	19.2	22.2	25.2	27.4	28.2
Stormwater Fund	2.0	4.0	4.0	4.0	5.0
Cap. Proj. Fund	-	-	-	3.0	3.0
TOTAL	270.5	278.7	289.8	299.8	300.8



All Funds Staffing History

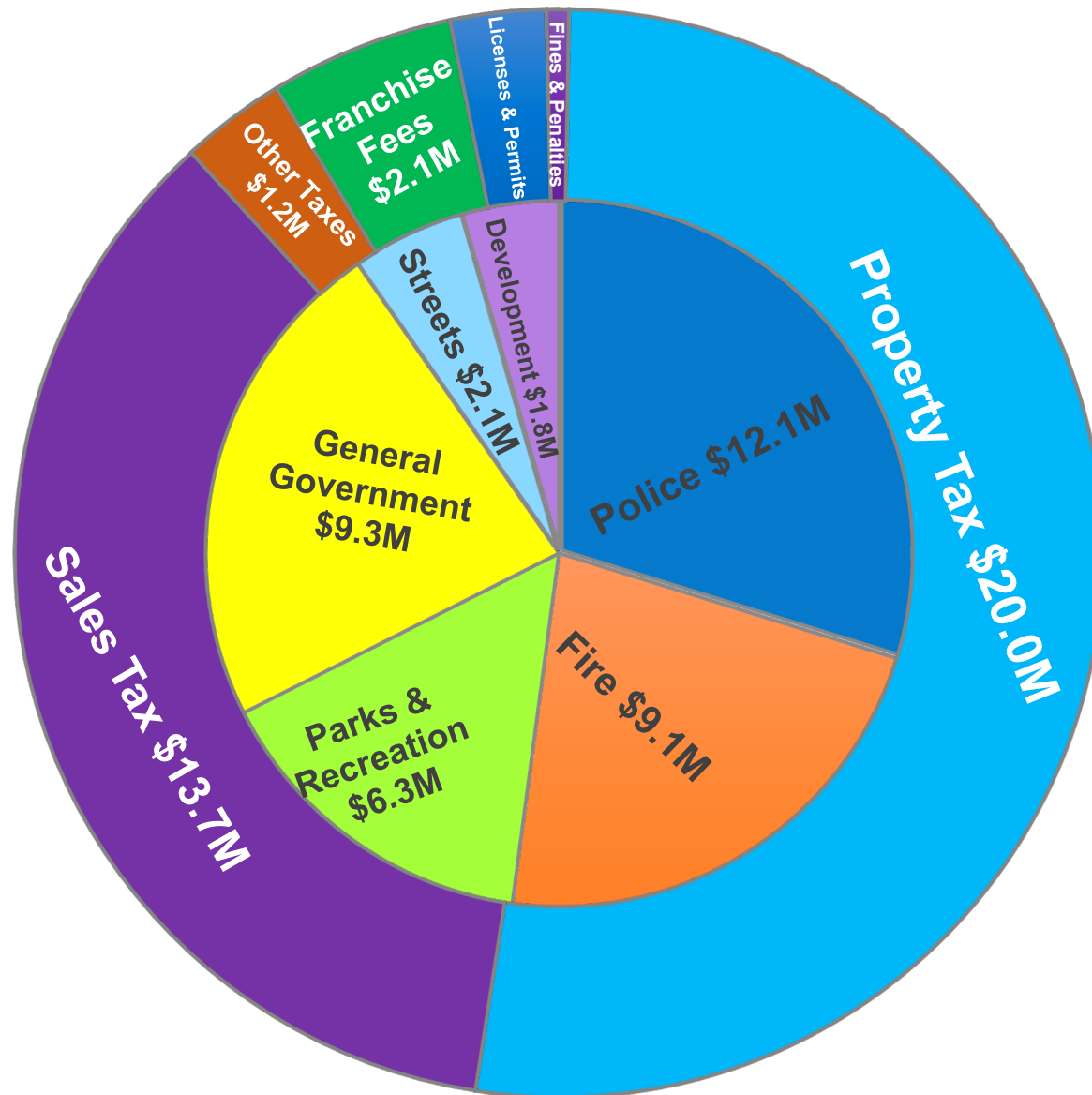


Departmental Staffing Summary

	PERSONNEL SUMMARY									
	2013	2014	2015	2016	2017	2018	2019	2020	2021	2022
GENERAL FUND										
City Secretary	0.0	0.0	0.0	0.0	1.0	1.0	1.0	1.0	1.0	1.0
City Manager	6.0	7.0	8.0	7.5	5.5	5.5	6.5	6.5	5.9	5.5
Finance	8.0	7.5	9.7	13.0	13.0	13.0	13.0	13.0	11.8	11.0
General Services	5.0	5.0	5.0	5.0	4.8	5.5	5.5	5.5	5.5	5.5
Municipal Court	5.4	5.7	5.7	5.8	5.8	5.8	5.0	5.0	5.0	5.0
Human Resources	4.2	4.2	3.5	4.0	4.0	4.0	4.0	4.0	3.4	3.0
Information Technology	7.0	7.0	7.0	7.0	7.0	7.0	7.0	7.0	7.0	7.0
Police	73.8	75.3	79.8	79.8	71.0	71.0	72.0	74.0	74.0	74.0
Emergency Communications	13.5	13.5	13.5	14.5	0.0	0.0	0.0	0.0	0.0	0.0
Fire	52.0	55.3	55.3	55.3	56.0	57.0	57.0	58.0	58.0	58.0
Development Services	7.2	7.2	7.2	7.2	11.0	11.0	12.0	13.1	13.1	14.1
Streets	5.0	5.0	5.4	5.4	6.4	6.4	7.4	7.4	7.4	6.4
Parks	21.0	21.0	21.0	22.0	22.0	22.0	21.0	25.0	25.0	25.0
Recreation	14.6	14.6	15.1	15.1	15.7	15.7	15.7	15.7	15.7	15.7
GENERAL FUND TOTAL	222.7	228.3	236.2	241.6	223.2	224.9	227.1	235.2	232.8	231.2
HOTEL FUND	14.5	16.7	14.8	14.8	16.7	17.0	17.0	17.0	9.0	9.0
ECONOMIC DEVELOPMENT FUND	2.0	3.0	4.0	4.0	4.0	4.0	4.0	4.0	4.0	4.0
AIRPORT FUND	3.0	3.0	3.0	3.0	3.4	3.4	4.4	4.4	19.6	20.4
UTILITY FUND	18.0	18.3	16.6	17.6	19.2	19.2	22.2	25.2	27.4	28.2
STORMWATER FUND	0.0	1.4	1.7	1.7	2.0	2.0	4.0	4.0	4.0	5.0
CAPITAL PROJECTS FUND	0.0	0.0	0.0	0.0	0.0	0.0	0.0	0.0	3.0	3.0
TOTAL ALL FUNDS	260.2	270.7	276.3	282.7	268.5	270.5	278.7	289.8	299.8	300.8
CHANGE	(1.0)	10.5	5.6	6.4	(14.2)	2.0	8.2	11.1	10.0	1.0

*Positions are shown as full-time equivalents (FTEs).

General Fund Overview



General Fund Overview

(excluding transfers)

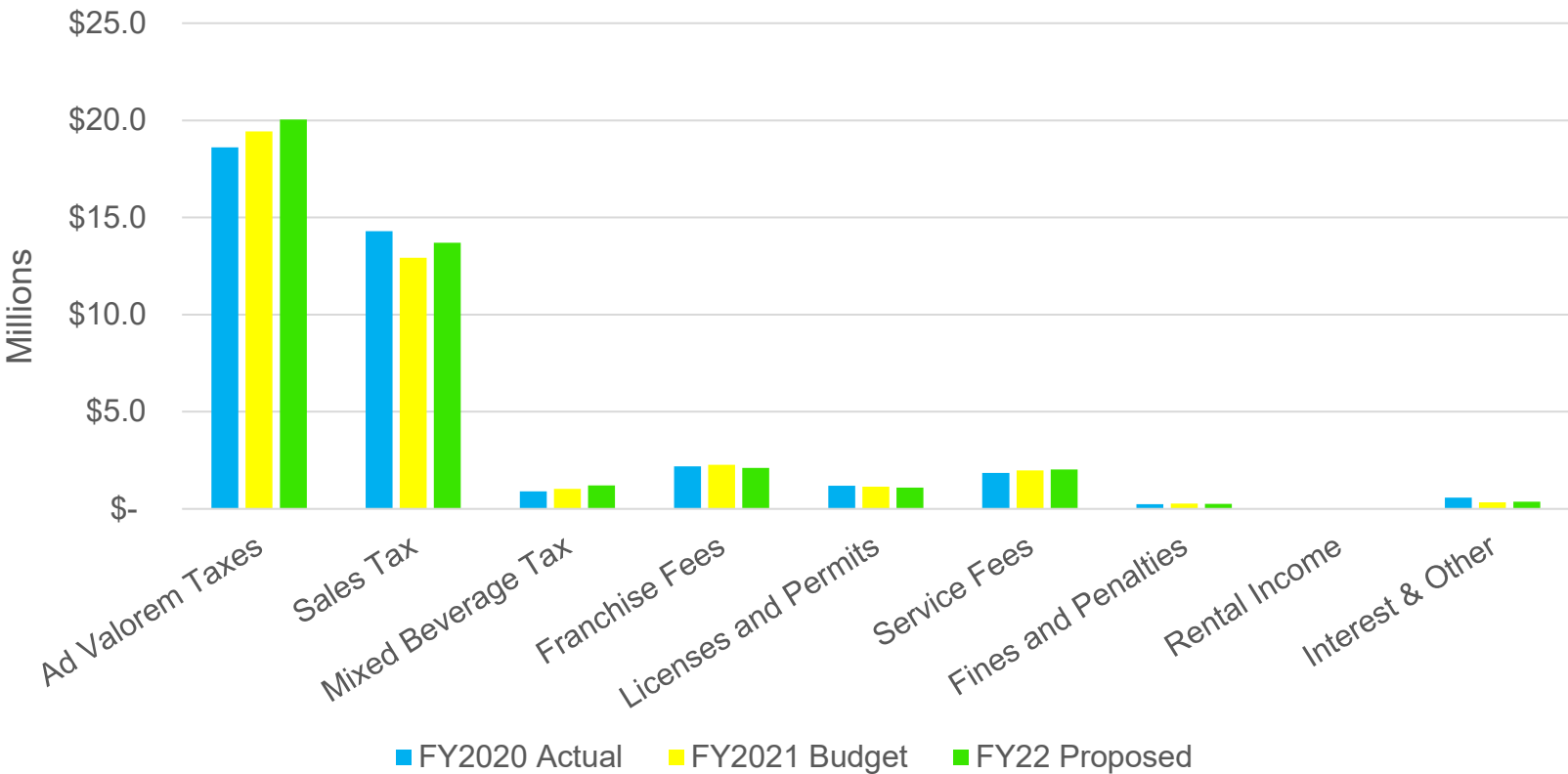
	FY2021 Budget	FY2022 Prop.	Difference
Total Revenue	\$39.3M	\$40.8M	\$1.5M
Total Operating Expense	\$39.3M	40.7M	\$1.4M
Revenue to Expense	\$0.02M	\$0.02M	-

- Ad valorem taxes = \$20.0M
 - Increase of \$0.6M
- Sales tax = \$13.7M

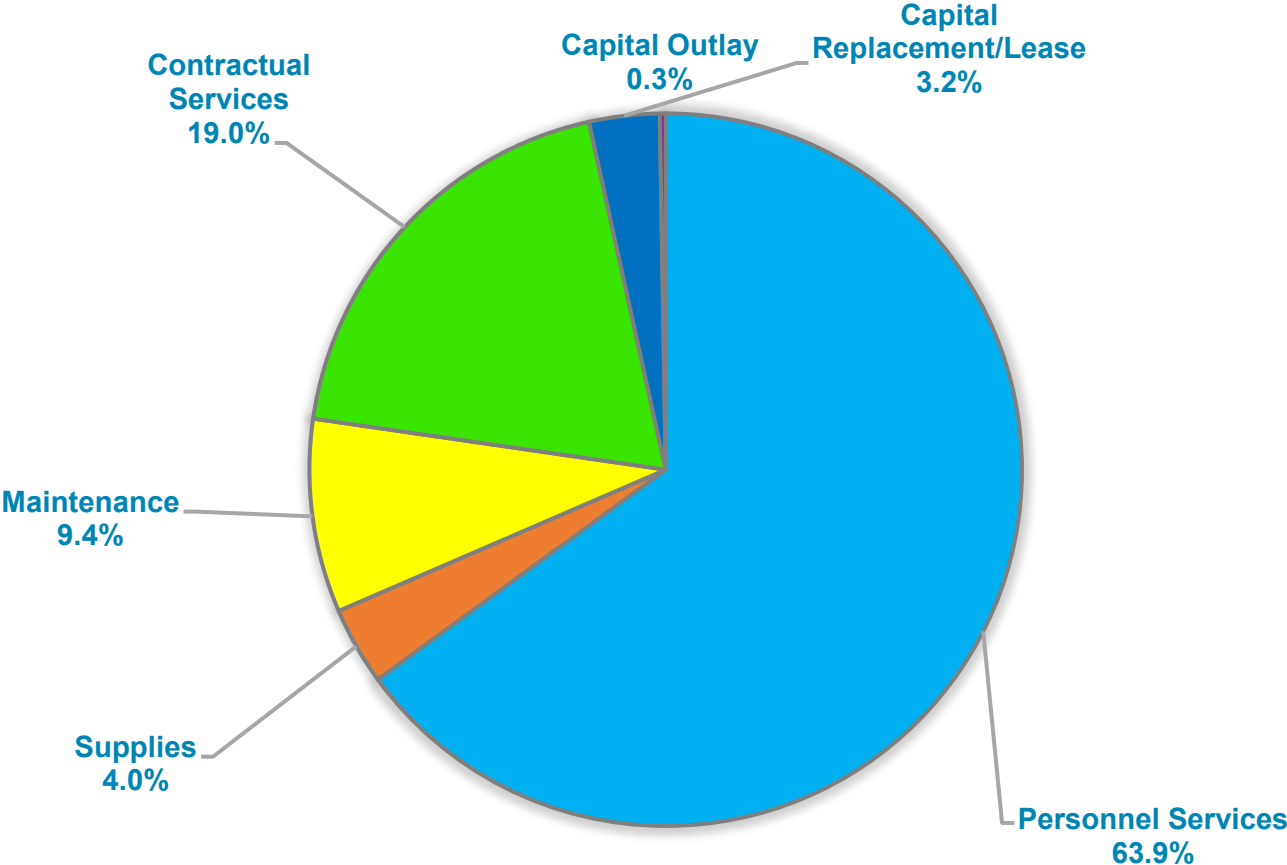


General Fund Revenues

\$40.8M



General Fund Proposed Expenses \$40.7M



Self-Funded Project Fund Overview

	FY2021 Budget	FY2022 Prop.	Difference
Total Revenue	\$0.7M	-	(\$0.7)M
Total Expense	\$1.5M	\$0.7M	(\$0.8)M
Revenue to Expense	(\$0.8)M	(\$0.7)M	(\$0.1)M

- **Funding Source**
 - General Fund Transfer =
- **Expenses**
 - Long Range Planning = \$0.14M
 - Trails & Bicycle Path Master Plan = \$0.066M
 - Facility Study & Consolidation = \$0.12M



FY2022 Self-Funded Projects

Project	Funding
Employee Handbook Update	\$12,000
Deferred Compensation Plan Review	\$25,000
Special Services Consultants	\$25,000
Forensics – Computer Hardware and Software	\$25,000
Bail-Out Rescue System	\$27,000
Vehicle and Supplies Code Enforcement Officer	\$38,000
Vehicle and Supplies Trash and Parks Crew	\$79,515



FY2022 Self-Funded Projects

Project	Funding
Les Lacs Court Conversion	\$141,000
Facility Study and Consolidation	\$125,000
Trails Master Plan Implementation	\$66,000
Long Range Planning Services	\$140,000
TOTAL	\$703,515



Hotel Fund Overview

(excluding transfers)

	FY2021 Budget	FY2022 Prop.	Difference
Total Revenue	\$5.3M	\$7.4M	\$2.1M
Total Expense	\$5.5M	\$5.6M	\$0.1M
Revenue to Expense	(\$0.2)M	\$1.8M	\$2.0M

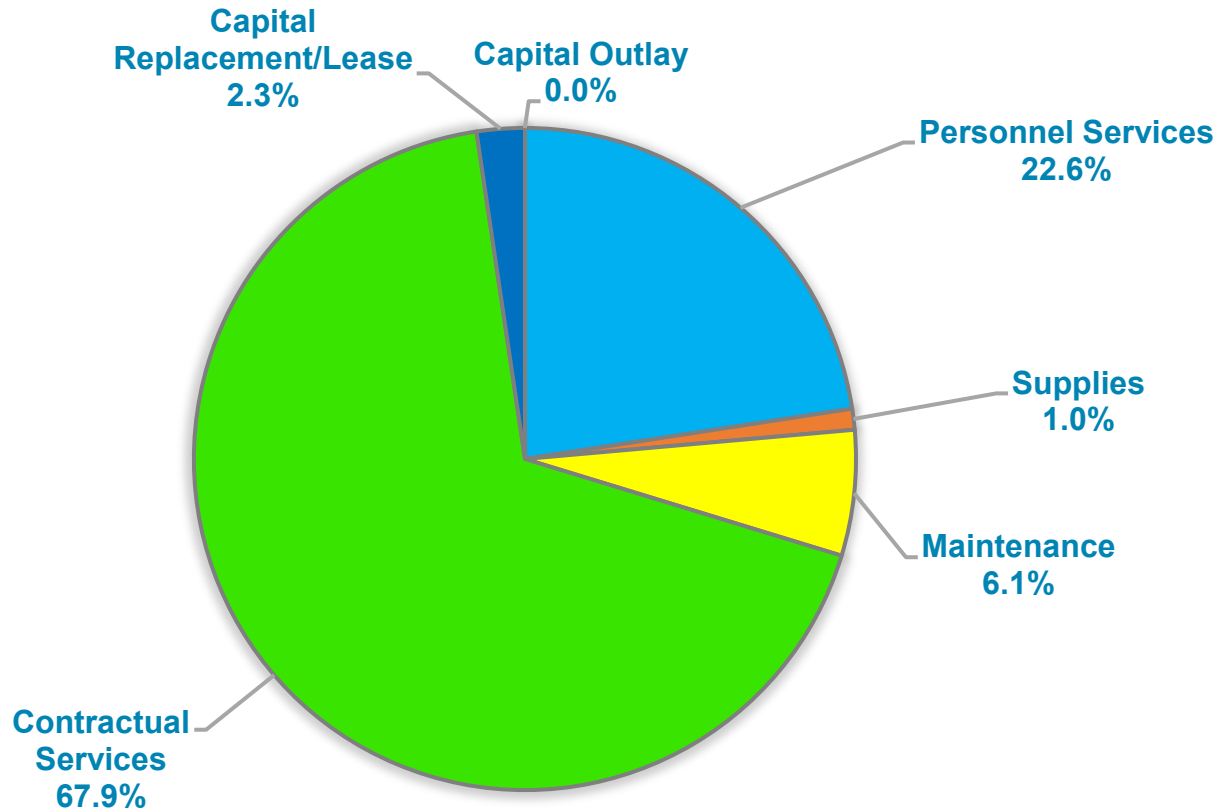
- Hotel Taxes = \$4.2M
- American Rescue Plan = \$2.0M
- Special Events Revenues = \$1.2M



Hotel Fund Proposed Expenses

\$5.6M

(By category)



Economic Development Fund (Excluding Transfers)

	FY2021 Budget	FY2022 Prop.	Difference
Total Revenue	\$1.2M	\$1.2M	-
Total Expense	\$2.0M	\$2.0M	-
Revenue to Expense	(\$0.8)M	(\$0.8)M	-

- **Funding Sources**
 - Ad Valorem = \$1.1M
 - Hotel Fund Transfer = \$0.38M
- **Expenses**
 - Incentives = \$0.1M
 - Operations = \$1.0M
 - Tourism = \$0.8M



Utility Operating Fund

	FY2021 Budget	FY2022 Prop.	Difference
Total Revenue	\$14.0M	\$14.4M	\$0.4M
Total Expense	\$13.9M	\$14.4M	\$0.5M
Revenue to Expense	\$0.1M	\$0.00M	\$(0.1M)

- Water
 - Sales = \$7.7M
 - Purchases = \$4.2M
- Wastewater
 - Charges = \$6.5M
 - Treatment = \$3.7M
- Operations = \$5.0M
- Debt Service = \$1.5M



Water and Sewer Rate Changes

Sample Residential Water and Sewer Bill

Consumption	Existing	New Rate	Change
5,000 gallons	\$59.71	\$61.20	\$1.49
8,000 gallons	\$87.79	\$89.98	\$2.19
10,000 gallons	\$106.51	\$109.17	\$2.66



Stormwater Operating Fund

	FY2021 Budget	FY2022 Prop.	Difference
Total Revenue	\$2.5M	\$2.6M	\$0.1M
Total Expense	\$1.3M	\$1.6M	\$0.3M
Revenue to Expense	\$1.2M	\$1.0M	(\$0.2M)

- Drainage Fees = \$2.6M
 - Rates increasing per established schedule
- Expenses = \$1.6M
 - For operations only
 - Debt payment of \$0.5M



Airport Operating Fund

	FY2021 Bud.	FY2022 Prop.	Difference
Total Revenue	\$5.2M	\$7.1M	\$1.9M
Total Expense	\$5.1M	\$5.1M	-
Revenue to Expense	\$0.1M	\$2.0M	\$1.9M

- Funding Sources
 - Service Fees = \$1.3M
 - Leases = \$5.6M
- Expenses
 - Operations = \$4.2M
 - Debt = \$0.9M



Capital Improvement Projects

All Funds

	Est. FY2021	FY2022	FY2023	FY2024	FY2025	Total
General Obligation & Cert. of Obligation	\$16.1M	\$33.0M	\$23.1M	\$24.7M	\$16.2M	\$113.2M
Streets Self-Funded Fund	-	-	-	-	\$0.5M	\$0.5M
Infrastructure Investment Fund	-	\$1.5M	-	-	-	\$1.5M
Utility Certificates of Obligation	\$2.5M	\$3.6M	\$2.8M	\$4.7M	\$1.4M	\$14.9M
Utility Fund Cash Reserves	\$0.2M	\$0.1M	\$0.2M	\$0.2M	\$0.2M	\$0.9M
Stormwater Certificates of Obligation	\$0.2M	\$0.7M	-	-	-	\$0.9M
Stormwater Fund Cash Reserves	\$0.1M	\$0.8M	\$2.8M	\$3.5M	\$1.0M	\$8.2M
Airport Fund Certificates of Obligation	\$1.8M	-	-	-	-	\$1.8M
Airport Fund Grant Funds	\$2.8M	\$5.8M	\$0.1M	\$1.0M	-	\$9.8M
Airport Fund Cash Reserves	\$1.2M	\$1.6M	\$0.1M	\$0.6M	\$0.1M	\$3.5M
Hotel Fund	\$0.01M	-	-	-	-	\$0.01M
TOTAL PROJECTS	\$25.0M	\$47.2M	\$29.1M	\$34.7	\$19.2M	\$155.2M

QUESTIONS?

(this ordinance must be approved by a roll call vote)

