



**1st Public Hearing
Tax Rate
FY2022**

Property Tax Rate Approval Process

Key Dates	Council Action
Monday, July 26 th	Receipt of Certified Value from DCAD
Friday, Aug. 20 th	Publish notice of hearing on Tax Rate and Budget
Friday, Aug. 27 th	Publish notice of hearing on Tax Increase
Tuesday, Sept. 7 th	1 st Public hearing on Tax Rate and Budget
Tuesday, Sept. 14 th	2 nd Public hearing on Tax Rate and Budget
Tuesday, Sept. 14 th	Adoption of FY2022 Budget and Tax Rate
Friday, Oct. 1 st	Begin Fiscal Year



Property Tax Values and Tax Rate

Certified Taxable Value FY2022 ~\$5.08B

Certified Taxable Value FY2021 ~\$4.93B

Current Property Tax Rate FY2021 \$.608676/100

Proposed Property Tax Rate FY2022 \$.615105/100



Property Tax Rates

	FY2020	FY2021	FY2022
No-New-Revenue	\$0.552371/100	\$0.637851/100	\$0.548593/100
Voter-approval	\$0.591133/100	\$0.701933/100	\$0.679498/100
Adopted/Proposed	\$0.583500/100	\$0.608676/100	\$0.615105/100



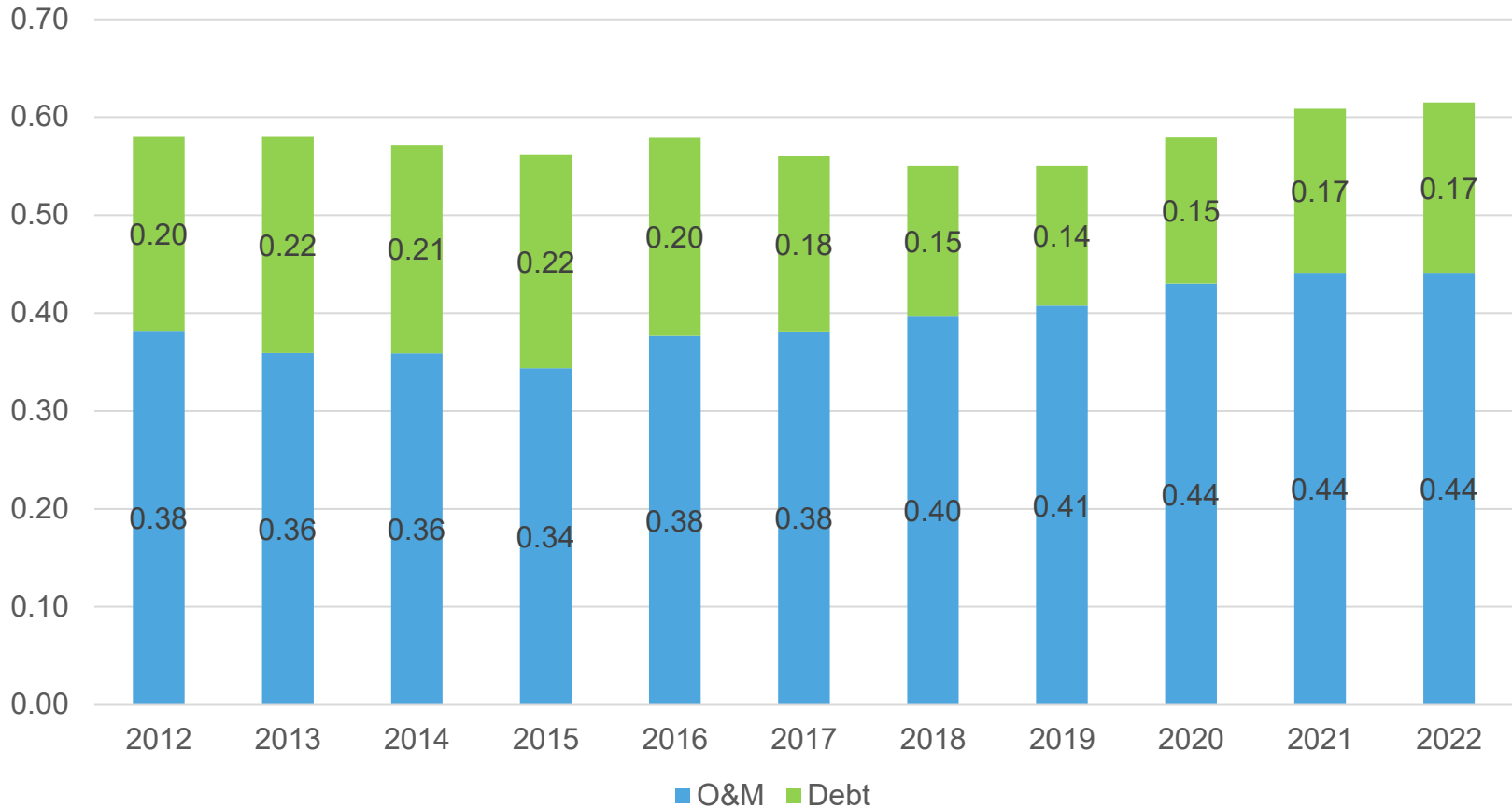
Property Tax Revenues

	FY2020 Actual	FY2021 Budget	FY2022 Proposed	% Change FY21 to FY22
General Fund (O&M)	\$18,781,674	\$19,546,156	\$20,139,186	3.03%
Economic Development Fund (O&M)	1,103,081	1,127,348	1,161,552	3.03%
Infrastructure Investment Fund (O&M)	288,422	294,767	303,710	3.03%
Debt Service Fund (I&S)	6,993,638	7,965,356	8,521,915	6.99%
Total Tax Revenue	\$27,139,814	\$28,933,627	\$30,126,363	4.12%

Tax revenue reflected above does not include delinquent taxes or penalties and interest.



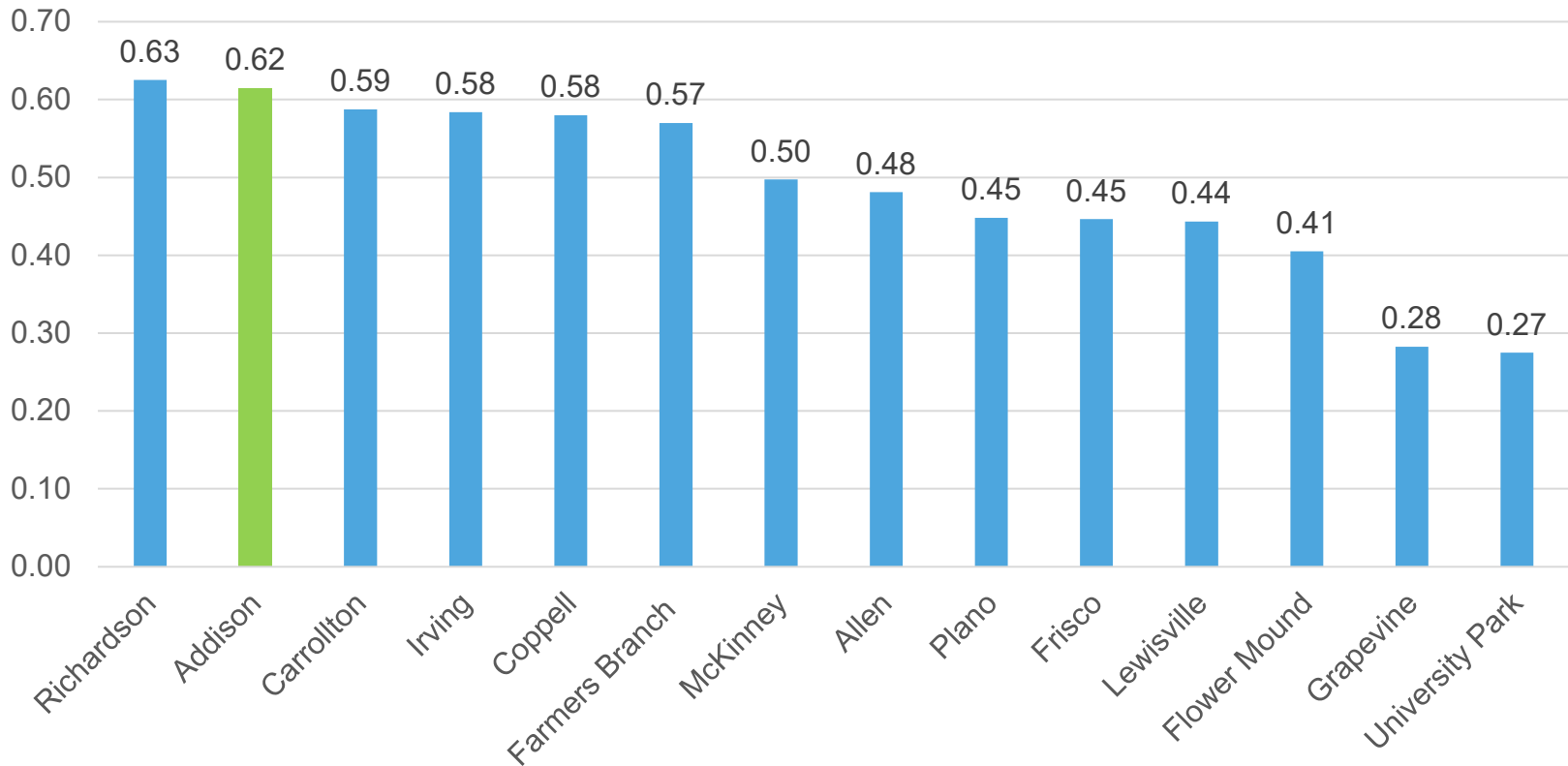
Property Tax Rates



* Rates are rounded to the nearest penny.



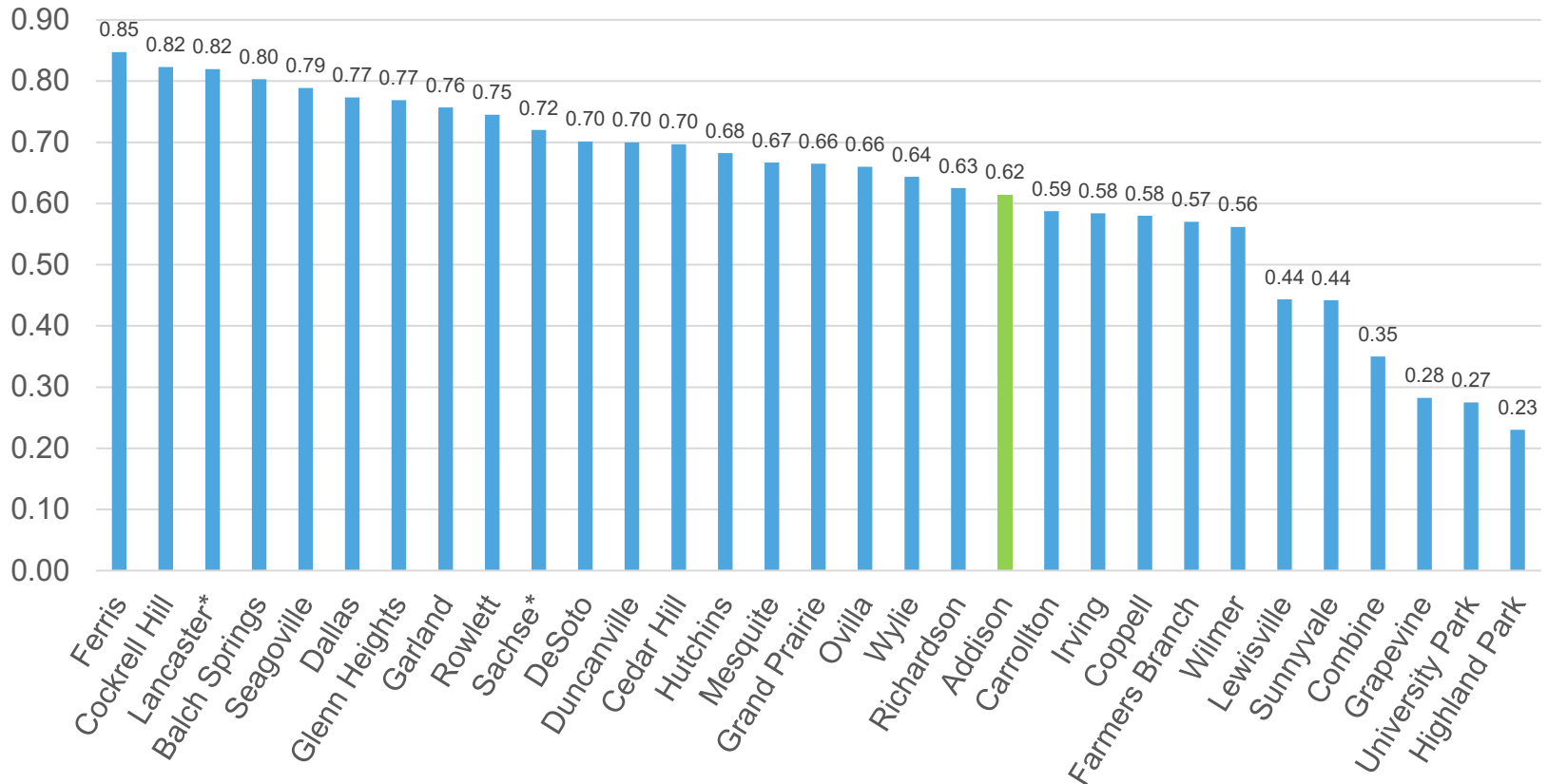
FY2022 Tax Rates - Comparison Cities



Median: 0.489328

Mean: 0.488640

FY2022 Tax Rates – Dallas County



*Note: FY 2021 tax rate shown (FY 2022 tax rates are not yet available).



Median: 0.664998
Mean: 0.626115

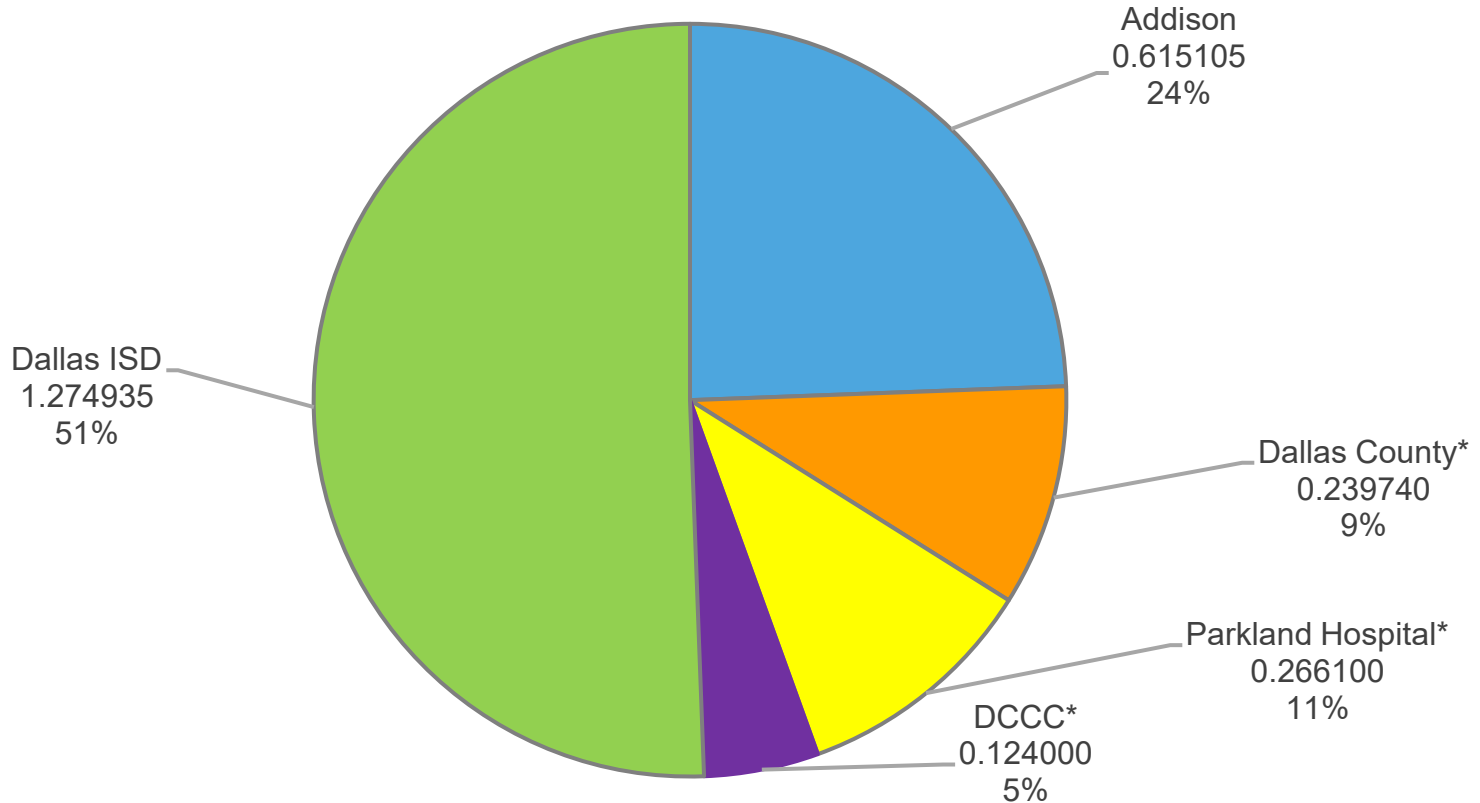
Impact on Average Homeowner

	FY2021	FY2022
Average Home Value	\$432,539	\$449,858
Tax Rate	0.608676	0.615105
Average Taxable Value	\$334,993	\$349,637
Annual Tax Bill	\$2,039.02	\$2,150.63

The average residential taxpayer would pay about \$111.61 (≈\$9.30 per month) more than last year, depending on their home value.



FY2022 Property Tax Rates Combined



*Note: FY 2021 tax rate shown (FY 2022 tax rates are not yet available).



Combined Tax Rate
\$2.519880

Decision Point

	Proposed	Updated with Debt Sale	Difference
Debt Service Fund Budget	\$8,521,915	\$8,500,108	\$21,807
I&S Tax Rate	\$0.173996/\$100	\$0.173551/\$100	\$0.000445/\$100
Total Tax Rate	\$0.615105/\$100	\$0.614660/\$100	\$0.000445/\$100
Average Homeowner Tax	\$2,150.63	\$2,149.08	\$1.55

