



## **TOWN OF ADDISON**

### **CITY MANAGER PROPOSED FY2022 ANNUAL BUDGET**

**Filed with the City Secretary  
July 30, 2021**

This budget will raise more total property taxes than last year's budget by \$1,184,723, or 4.1 percent, and of that amount \$393,084 is tax revenue to be raised from new property added to the tax roll this year.

*The above statement is required by Section 102.005(b), Loc. Gov. Code.*

**TABLE OF CONTENTS**

---

---

City Manager Transmittal Letter..... 1

Budget Summary ..... 11

All Funds Summary..... 15

Personnel Summary ..... 16

General Fund Summary by Category ..... 21

General Fund Revenue Summary ..... 22

General Fund Summary by Department ..... 23

Self-Funded Project Fund Summary..... 24

Streets Self-Funded Project Fund Summary ..... 25

General Obligation Debt Service Fund Summary..... 27

Hotel Special Revenue Fund Summary by Category ..... 28

Hotel Special Revenue Fund Summary by Department ..... 29

Economic Development Fund Summary ..... 30

Grant Funds Summary..... 31

Infrastructure Investment Fund Summary..... 32

Airport Fund Summary..... 33

Utility Fund Summary..... 34

Stormwater Fund Summary ..... 35

Other Special Revenue Fund Summaries ..... 36

Information Technology Replacement Fund Summary..... 43

Capital Replacement Fund Summary ..... 44

Facility Maintenance Fund Summary..... 46

Decision Packages ..... 47

Capital Improvements Program Budget..... 53

Summary of Total Outstanding Debt..... 93



July 30, 2021

Honorable Mayor and Members of the City Council,

I am pleased to present the fiscal year 2022 proposed budget for the Town of Addison. It has been prepared in conformance with the requirements of the Town Charter, Town financial policies, and State law. This budget represents the expected revenues and planned expenditures for the Town's fiscal year from October 1, 2021 to September 30, 2022.

This budget allocates resources in alignment with the City Council's Strategic Pillars and Milestones for fiscal year 2022. The proposed budget conforms with our practice of providing Town employees with the resources required to deliver the excellent municipal services expected by Addison residents and businesses. This budget continues to maintain the conservative fiscal approach that has allowed Addison to achieve our sound financial position and stellar bond ratings (AAA from Standard and Poor's (S&P) and Aaa from Moody's).

Over the past several years, the Town has positioned itself to take advantage of unique growth opportunities while continuing to care for the existing community. While the COVID-19 pandemic introduced a measure of economic uncertainty that is still impacting the economy, the Town of Addison remains well-positioned for future prosperity.

As a community, we have been proactive and strategic in planning how to address the significant issues that will impact the Town's future. This proposed budget allows the Town to continue to execute on the plans in place to address:

- How to attract and capitalize on new development opportunities;
- How we fund and revitalize our infrastructure and facilities;
- How we attract, train, and retain talented and effective staff; and,
- How we continually improve the way we do business and the services we provide so that Addison remains a vibrant and attractive place to live, work, and play.

### Ongoing Big Issues

#### *Infrastructure Planning & Maintenance*

The fiscal year 2022 budget continues the progress the Town has made in using the comprehensive Asset Management Plan to make informed decisions about how to invest our resources to address our infrastructure needs now and in the future. In fiscal year 2020, Council adopted an Asset Management Policy for the Town, which established the scope and framework

for the Asset Management Plan. Using this policy as a guide, the Town continues to provide funding to support critical maintenance and infrastructure needs. To remain proactive in addressing these needs, the Town continues to improve upon the Capital Improvement Program (CIP) Budget, which includes \$47.2M in infrastructure and improvement projects for fiscal year 2022. The fiscal year 2022 budget also includes several bond-funded projects that were approved by voters as part of the November 2019 Bond Election. Information from the Asset Management System was used to inform the Community Bond Advisory Committee's recommendations related to the bond projects. This budget also includes the creation of a Facility Maintenance Fund to provide dedicated funding to maintain the Town's aging facilities, that operates similarly to the Capital Equipment Replacement Fund and Information Technology Replacement Fund.

### *Adjustments and Recovery*

In fiscal year 2021, the Town implemented budgetary actions in response to the economic effects of the COVID-19 pandemic. This proposed budget reflects the need to continue some of these actions such as the Addison Conference Centre remaining closed. The proposed budget reflects that hotel occupancy tax will not fully recover in fiscal year 2022 while sales and mixed beverage taxes are estimated to return to pre-pandemic levels. Staff will continuously monitor the on-going economic effects of the pandemic and adjust accordingly.

In March of 2021, the federal government enacted legislation creating the American Recovery Plan Act Coronavirus Local Fiscal Recovery Fund (CLFRF). CLFRF provides funding for local governments to broadly respond to the COVID-19 public health emergency. Addison's estimated distribution under this federal program is approximately \$4 million. The funds will be delivered to the Town in two tranches. The first tranche is anticipated in late fiscal year 2021. These funds will be utilized to mitigate revenue lost by the Town due to the pandemic and will be split evenly between the Hotel Fund and Self-Funded Projects Fund. The second tranche is scheduled to arrive one year later. The proposed budget reflects the application of the second tranche of funds, \$2.0 million, to mitigate revenue lost in the Hotel Fund due to the pandemic.

### *Development and Redevelopment Opportunities*

In fiscal year 2022, the Town plans continued progress on the selection and engagement of the Transit Oriented Development Master Developer for the property around the future Silver Line rail station. Additionally, the completion and adoption of the Unified Development Code (UDC) is scheduled to conclude during the fiscal year. The UDC is expected to assist in redevelopment efforts. Finally, the combined effects of the Midway Road Reconstruction Project and the Sam's Club Area Study will position that corridor for future redevelopment opportunities.

### *Continuous Improvement*

This budget supports our ongoing efforts to improve the way we deliver services to our residents and businesses in Addison. We continue to review how we operate and look for areas for improvement. I would like to highlight just a few of the continuous improvement efforts that are funded in the proposed budget:

- Continue efforts to optimize the MUNIS Enterprise Resource Planning (ERP) system to improve efficiency and internal controls.

- Continue to make improvements to comply with the Americans with Disabilities Act and implement strategies from the Parks, Recreation, and Open-Space Master Plan.
- Expand the License Plate Recognition system and optical camera system throughout Town.
- Conduct a Resident Survey.
- Implement the Abby Invoice Automation software to improve the processing of invoices while reducing staff time spent on this task.
- Continue beautification efforts including Belt Line Road medians east of the Dallas North Tollway and the replacement of landscaping damaged during the winter storm.

### Property Values

On an annual basis, the Dallas Central Appraisal District provides the Town with a certified tax roll of all properties inside Addison's city limits. The certified taxable values for fiscal year 2022 equals \$5,075,396,106, which equates to an increase of approximately \$150 million or 3.0% from the previous year. Included in the certified taxable values are \$63,905,190 in new properties added to the tax roll between January 1, 2020 and December 31, 2020.

The average taxable value for a single-family home in Addison is \$349,637, an increase of approximately \$14,644 or 4.4% from the previous year.

### Tax Rate

By law, tax calculations from the Dallas County Tax Office are based on the most current appraised values. State law allows a property owner to dispute the value of their property. As part of lawsuits related to these property owner disputes, Senate Bill 2, from the 2019 legislative session, allows a property owner's attorney to assign a value to properties that are being disputed from the prior year. The dispute can result in a difference in the certified appraised values from the previous year. For example, the disputed values in Addison result in a decrease of the appraised values from fiscal year 2021 in an amount of \$569 million; a reduction from \$4.99 billion to \$4.42 billion. Due to this, the tax rate calculations are artificially lowered due to the appearance of an increase in property values from \$4.42 billion to \$5.08 billion, as opposed to changing from \$4.99 billion to \$5.08 billion.

The proposed fiscal year 2022 budget increases the Town's tax rate to \$0.615105 from \$0.608676. The calculated voter-approval tax rate is \$0.679498, with a no-new revenue tax rate of \$0.548593. The proposed tax rate exceeds the no-new revenue rate by \$0.066512, or 12.12%, primarily as a result of the properties subject to a court appeal from the prior year.

Of the total tax rate, \$0.441109 is dedicated to maintenance and operations, which is that same rate as fiscal year 2021 for maintenance and operations, and \$0.173996 is dedicated to debt service payments. The debt service portion of the tax rate is increasing as a result of the planned issuance of General Obligation Bonds that were approved by voters in the 2012 and 2019 Bond Elections.

The proposed tax rate allows the Town to continue to provide the excellent services that residents and businesses expect.

At a property tax rate of \$0.615105, the municipal tax paid on the average single-family home will be approximately \$2,150.63 on an annual basis, an increase of \$111.61 over the previous year.

## **GENERAL FUND**

The General Fund accounts for all expenditures for traditional government services (Public Safety, Parks & Recreation, Administration, etc.). General Fund revenue is generated from ad valorem property taxes, a one-cent portion of the sales tax, and a variety of fees for services.

General Fund revenues total approximately \$40.8 million for fiscal year 2022, an increase of 5.2% from the previous year's original budget. We project property tax revenues of approximately \$20.0 million, an increase of approximately 3.6% over the previous year's original budgeted amount and sales tax revenues of approximately \$13.7 million, 11.1% more than the fiscal year 2021 original budget as the Town anticipates the continued recovery from the economic impact of COVID-19.

General Fund operating expenditures are estimated at \$40.7 million, reflecting a 5.2% increase from the original fiscal year 2021 budget. The available ending fund balance for the General Fund is projected to be approximately \$20.2 million, leaving 49.5% of operating reserves, which exceeds both the Town's policy of 25% and the City Council's goal of 30%.

This budget proposes to fund the following in the General Fund:

- One additional Code Enforcement Officer to focus on zoning and landscape compliance while supporting ongoing property maintenance and enforcement activities – 1.0 Full Time Equivalent or FTE positions

This budget proposes the reallocation of 2.6 FTE from the General Fund to the Airport Fund (0.8 FTE), the Utility Fund (0.8 FTE), and the Drainage Fund (1.0 FTE) respectively to better align with their job functions and duties.

It is important to note that General Fund expected revenues exceed planned expenditures by \$25,500. The proposed property tax revenue equates to a 1.7% increase on existing properties over the prior fiscal year.

This proposed budget includes a 4% funding pool for employee merit increases and a possible market adjustment as well as funding for an anticipated 5% increase in the Town's group medical insurance premiums. The specific allocation of this funding between merit increases and any market adjustment will be discussed with the City Council during the budget work shop sessions.

## **HOTEL FUND**

The Hotel Fund collects funds from a 7% tax on hotel rooms rented in the Town of Addison. These funds are used to support projects that enhance and promote tourism, the arts, and the convention/hotel industry in Addison. The Hotel Fund has been the fund that has experienced the greatest financial impact as a result of the COVID-19 pandemic.

Fund revenues for fiscal year 2022 are expected to total \$7.4 million, an increase of approximately \$2.1 million, or 39.1%, with budgeted operational expenditures of approximately \$5.6 million. The primary reason for the increase in revenue is \$2.0 million from the American Recovery Plan Act Coronavirus Local Fiscal Recovery Fund (CLFRF) proposed to be applied to recover lost revenue due to the pandemic. The available ending fund balance for the Hotel Fund is projected to be \$4.2 million, leaving 76.2% of operating reserves, which exceeds the Town's policy of 25%.

The Hotel Fund budget includes the costs associated with the Performing Arts Department. The remaining expenditures in the Performing Arts Department are the grants to the WaterTower Theatre and Outcry Theatre, which are proposed to remain at the same levels as the fiscal year 2021 budget.

In accordance with direction provided by Council during the June 8, 2021 work session, this proposed budget reflects the Addison Conference Centre remaining closed for the entirety of fiscal year 2022 in order to provide the Hotel Fund time to recover from the loss of hotel occupancy taxes that are a result of the effects of COVID-19.

## **UTILITY FUND**

The Utility Fund is supported by fees charged to water and sewer customers that pay for the services they receive from the Town. As a business-type fund, the revenues charged should at a minimum cover the fund's operating expenses and debt service, as well as any other policy-related goals defined by the City Council (i.e. funding for capital projects, capital replacement, conservation efforts, etc.).

In January 2018, the City Council approved a Utility Rate Policy to adopt utility rates that fully fund a short-term staffing plan and provide a mix of cash and bond funding for capital improvement projects. The fiscal year 2022 adjustments, effective October 1, 2021, will include an increase of 2.5% to water and sewer rates, which equates to \$1.49 per month for an average residential user of 5,000 gallons of water. Future increases to water and sewer rates included in the policy are reflected below:

- October 2022: 5%

Staff continues to review the utility rate model on an annual basis to ensure the rate adjustments are in line with the needs identified in the rate model adopted by the City Council.

The budget for fiscal year 2022 proposes further allocation of a portion of four existing positions to better align with their job functions and duties as follows:

- Partial allocation of one Deputy City Manager – (.2 FTE) position
- Partial allocation of Controller – (.2 FTE) position
- Partial allocation of one Accounting Specialist – (.2 FTE) position
- Partial allocation of Talent Acquisition Partner– (.2 FTE) position

The total Utility Fund revenues for fiscal year 2022 are expected to be approximately \$14.4 million, with budgeted operational expenses of \$14.4 million. The available ending working capital for the Utility Fund is projected to be \$5.6 million. The projected end-of-year working capital will maintain 38.9% of operating reserves, which exceeds the Town’s policy of 25%.

Notable items in the Utility Fund this year include:

- Increases in water and sewer rates of approximately 2.5% or \$1.49 per month for an average residential user of 5,000 gallons of water.
- \$150,000 for one-time utility system repairs
- \$30,000 for state-mandated emergency preparedness plan for extreme weather conditions
- \$65,000 for Celestial Pump Station landscaping to match adjacent Town facilities

A total of \$3.7 million in capital projects are proposed in the Utility Fund for fiscal year 2022. These projects are funded through a combination of authorized bond funds (\$3.6 million) and cash (\$0.1 million) from the Utility Fund. A list of projects can be found in the Capital Improvements Program budget included in this document and submitted for City Council consideration.

## **STORMWATER FUND**

The Stormwater Fund is supported by drainage fees added to utility bills. The projected revenues for fiscal year 2022 are \$2.6 million, with budgeted operational expenses totaling \$1.6 million. The available ending working capital for the Stormwater Fund is projected to be \$8.9 million, leaving 575% of operating expenses, which exceeds the Town’s policy of 25%.

Fees for the Stormwater Fund will increase this year 4.3% for each customer rate class. This is in keeping with the Council-approved rate schedule instituted when the Council adopted the stormwater fee in September 2013.

A total of \$1.6 million in capital projects are proposed in the Stormwater Fund for fiscal year 2022. These projects are funded through a combination of authorized bond funds and cash from the Stormwater Fund. Details regarding these projects can be found in the Capital Improvements Program budget included in this document and submitted for City Council consideration. The most significant items include:



- \$400,000 for Winnwood Road Bridge Class Culvert Outlet Armoring
- \$1.15M for Rawhide Creek Basin Improvements - Les Lacs Area

### **ECONOMIC DEVELOPMENT FUND**

The Economic Development Fund is supported by a combination of the following revenue sources:

- An allocation of a portion of the property tax rate equal to \$0.023716 (\$1.1 million)
- A transfer from the Hotel Fund to cover the Tourism Department activities (\$384,000)
- Service fees, interest, and other income (\$70,000)

Total revenues for fiscal year 2022 are estimated at \$1.6 million. From fiscal year 2015-2020, the Hotel Fund transferred a total of approximately \$270k in funds to support tourism activities that have not yet been expended. This budget proposes to utilize these funds to support tourism activities, including hotel support programs and advertising while reducing the transfer from the Hotel Fund in order to allow that fund more time to recover from the impact of COVID-19. These revenue sources, when coupled with previously unutilized funds transferred from the Hotel Fund and utilization of fund balance from this fund, allow for budgeted operating expenditures of approximately \$2 million.

### **AIRPORT FUND**

The Airport Fund mainly receives revenues from rental income on Town-owned property and service fees to airport customers. Total projected revenues of approximately \$7.1 million in fiscal year 2022 will allow for budgeted operational expenses of approximately \$5.1 million. The available ending working capital for the Airport Fund is projected to be \$5.6 million, leaving 108.0% of operating expenses, which exceeds the Town's policy of 25%.

A total of \$7.4 million in capital projects are proposed in the Airport Fund for fiscal year 2022. These projects are funded through a combination of authorized bond funds, grant funding, and cash from the Airport Fund including:

- \$7.3 million for improvements that will expand the Bravo/Golf Taxiways at Addison Airport

### **INFRASTRUCTURE INVESTMENT FUND (IIF)**

The Infrastructure Investment Fund (IIF) was created in fiscal year 2015 through a \$4 million transfer from General Fund reserves. The intent of this fund is to cash finance infrastructure projects. Annually, a portion of the property tax rate equal to \$0.006201 is deposited into this fund. In fiscal year 2022, \$298,989 is scheduled to be generated by the IIF portion of the tax rate.

A total of \$1.5 million in expenditures for traffic signal and ADA improvements are proposed in the IIF for fiscal year 2022.

## **CAPITAL IMPROVEMENT BUDGET**

The proposed Capital Improvement Program (CIP) budget for fiscal year 2022 is approximately \$47.2 million. Projects are funded by a combination of authorized bond funds, grant funding, and cash contributions. The CIP budget provides an all funds view of the Town's planned capital improvement expenditures on public infrastructure and facilities over the next five years.

For more information related to these capital projects, please reference the fiscal year 2022 CIP budget also submitted to the City Council for consideration.

## **SELF-FUNDED SPECIAL PROJECT FUND**

The purpose of the Self-Funded Special Project Fund is to cash fund important one-time projects. The dollars for these one-time projects comes from positive budget variances in the General Fund transferred at year-end. The anticipated beginning fund balance for fiscal year 2022 is approximately \$3.0M and budgeted expenditures total \$681,515. Major expenditures in this fund in fiscal year 2022 include:

- \$25,000 funding for transit-oriented development special services consultants and other various projects.
- \$140,000 to continue special area studies for future land use in relation to the Town Comprehensive Plan.
- \$38,000 for tools, equipment, and computer hardware in support of adding one new Code Enforcement Officer position.
- \$27,000 to purchase an escape rope bail-out rescue system that provides firefighters emergency egress from multi-story buildings.
- \$125,000 funding to conduct the second phase of the Facilities Study.
- \$12,000 to contract with an employment law attorney to revise, review, and update the Town's employee handbook.
- \$25,000 to review the Town's 457 retirement plan with ICMA-RC/Mission Square.
- \$79,515 for the purchase of a vehicle, tools, and equipment in support of creating a new Parks' department trash and projects crew.
- \$116,000 to convert existing basketball court to multi-purpose court to allow for pickleball play at Les Lacs Park.
- \$66,000 for the Trail Master Plan implementation, including design for on-street bike lanes and multi-use paths including trailheads and amenities on Beltway Drive and to develop trail signage standards.
- \$25,000 to purchase forensics specialized hardware and software for the Police Department.

## **STREETS SELF-FUNDED PROJECT FUND**

The purpose of the Streets Self-Funded Project Fund is to cash fund important one-time street repairs and capital improvements. Funding originally had been obtained by transfers from the General Fund to be utilized for the Belt Line 1.5 project, however, staff was able to utilize remaining bond proceeds to complete that project. Additionally, in fiscal years 2020 and 2021

one-time revenues have been received related to joint funding agreements and sales of surplus land that have added to this fund. Major expenditures in this fund in fiscal year 2022 include:

- \$1,380,000 for Belt Line and Addison Road street maintenance.
- \$600,000 funding one-time costs for street maintenance and repairs of various locations.

**CONCLUSION**

This completes the highlights of the fiscal year 2022 budget. I believe this budget balances the desire to continue to deliver high-quality services with the need to address issues that are important to the future of Addison.

I would like to thank the department directors who have put much time and expertise into the development of the budget. The creation of this budget would not have been possible without the hard work of Chief Financial Officer Steven Glickman, Budget Manager Kristen Solares, Senior Budget Analyst Guadalupe Orozco, Controller Amanda Turner, and the rest of our Finance Department. In addition, I would like to give a special thanks to all the Town employees who continue to work hard to provide quality services to our residents and businesses in the Addison Way.

Respectfully submitted,



Wesley S. Pierson  
City Manager

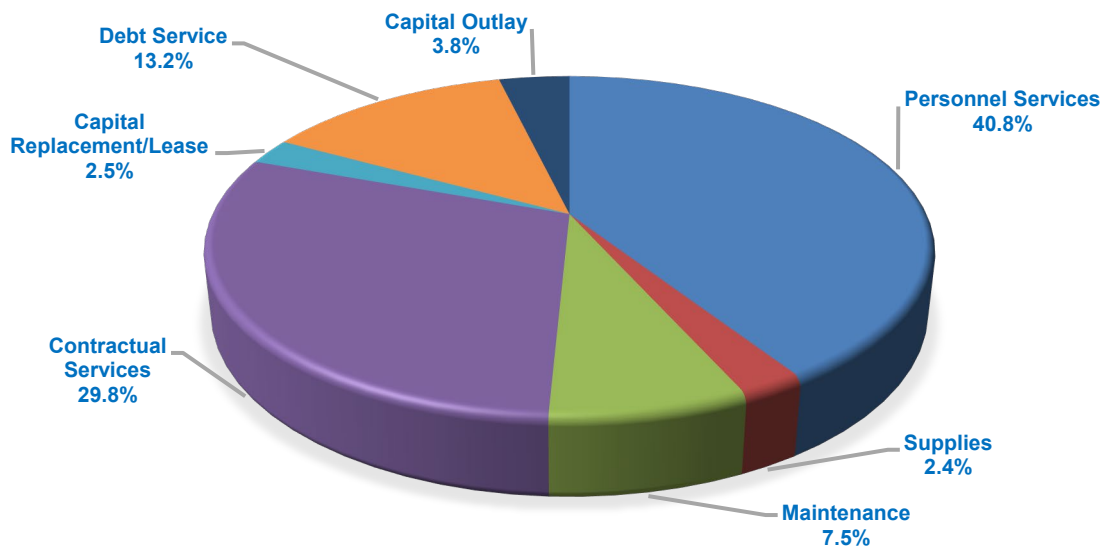
THIS PAGE  
INTENTIONALLY  
LEFT BLANK



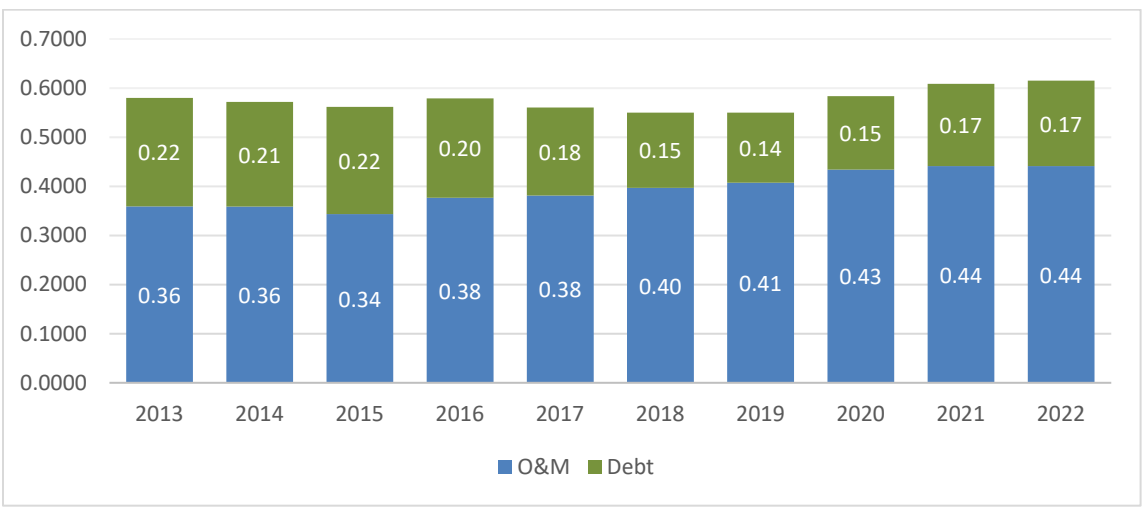
**TOWN OF ADDISON  
CITY MANAGER PROPOSED FY2022 BUDGET SUMMARY**

The following is a summary of the Fiscal Year (FY) 2021 – 2022 proposed annual budget of the Town of Addison that was submitted to the City Secretary on July 30, 2021.

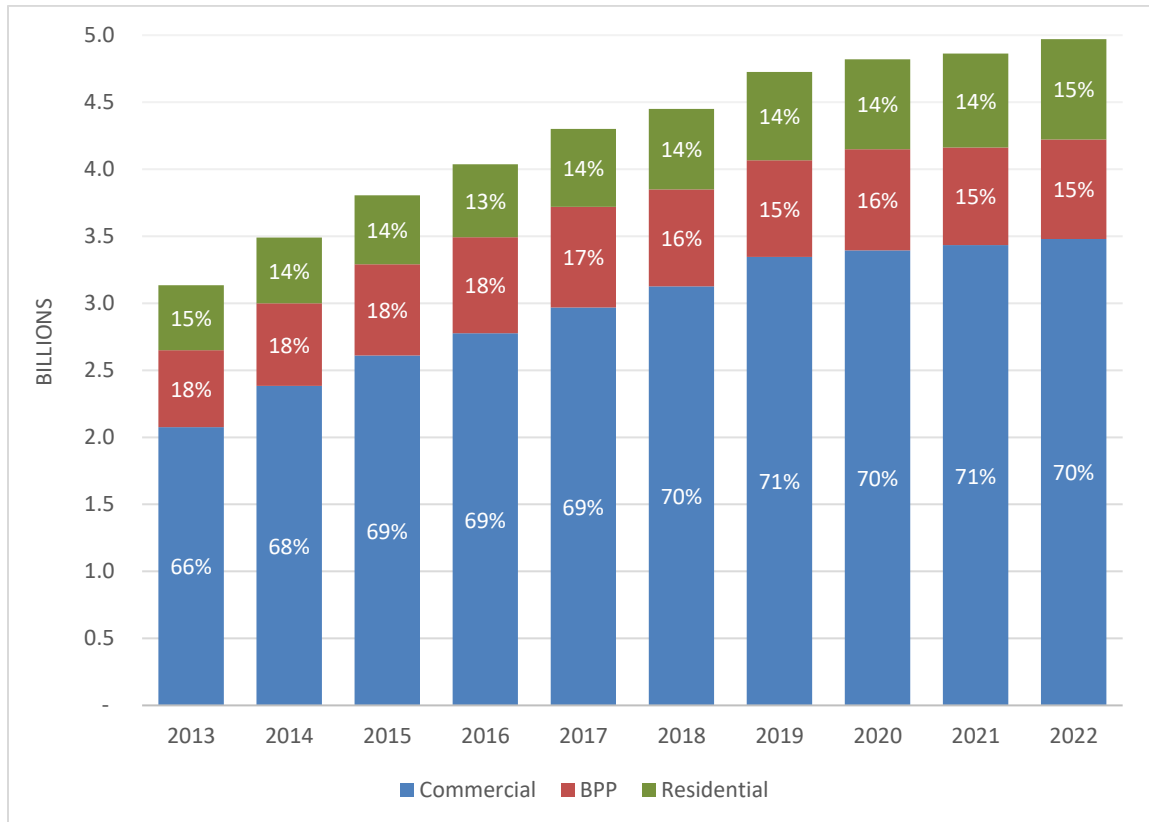
- **The total budget appropriates approximately \$83 million for operations and \$47.2 million for capital project expenditures.** This proposed budget provides sufficient funding to tailor services to meet the needs and expectations of the community.



- **The proposed property tax rate is \$0.615105.** The City Manager is proposing a property tax rate of **\$0.615105/\$100**, which is below the FY2022 voter-approval rate of **\$0.679498/\$100**. The proposed rate is above the no-new revenue rate of **\$0.548593/\$100**. (Numbers on chart have been rounded to nearest penny.)



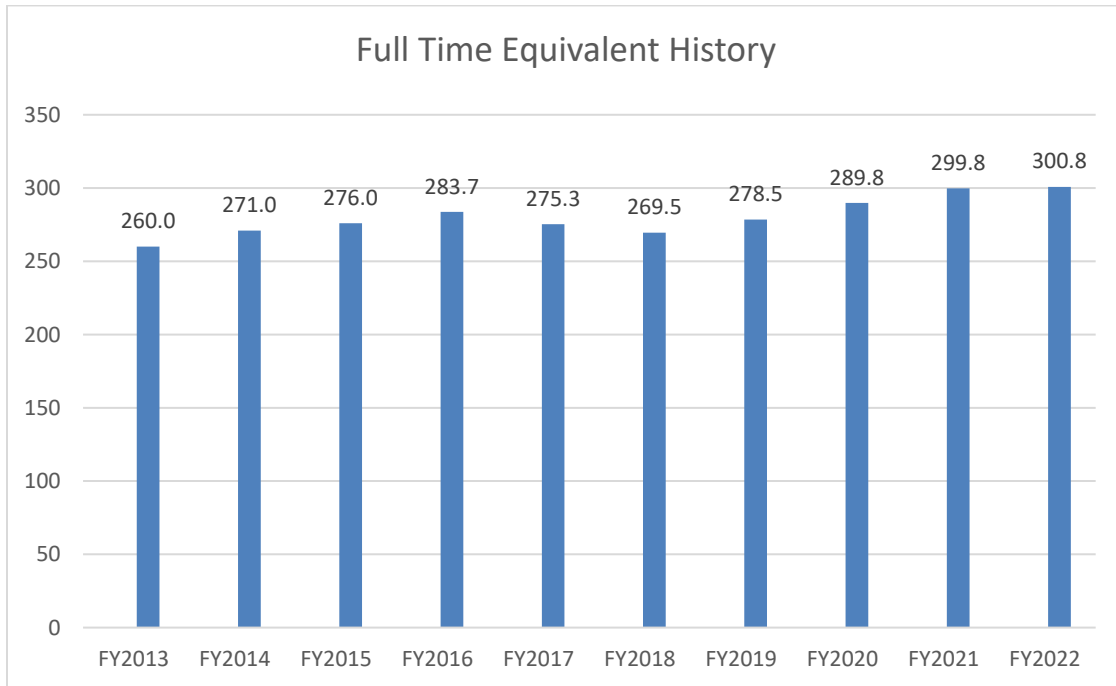
- **The certified taxable property value increased by 3.0 percent.** The certified taxable value for all property is approximately \$5.1 billion. The proposed rate generates a total property tax levy of \$30,126,363.



- **Revenues excluding transfers total \$84.6 million, a net increase of \$7.2 million compared to the fiscal year 2021 budget.** Significant variations in revenue sources include:
  - Property tax revenue is projected to increase \$1.2 million due to the issuance of voter approved debt, \$64M in new properties added to the tax roll, and a 1.7% increase in existing property values.
  - Non-property tax revenue is projected to increase \$1.5 million back to pre-pandemic levels.
  - Utility revenue is increasing \$467,000 in accordance with the rate policy adopted via resolution by the City Council in 2018.
  - Hotel Fund revenue is increasing \$2.1 million due to the American Rescue Plan Act (ARPA) federal direct relief of \$2.0 million.
  - Airport Fund revenue is projected to increase \$1.9M due to increased rental income of \$1.3M and increased service fees of \$537,000.

- **The total staffing (all funds) is at 300.8 FTEs** (full-time equivalent), which is an increase of 1.0 FTEs over last year. The following positions are being added in FY2022:

- 1.0 FTE      Code Enforcement Officer
- 1.0 FTE      Total



- **The budget includes \$47.2 million for capital improvement projects.** Significant items include:

- |   |              |
|---|--------------|
| ▪ Vitruvian West Streetscape and Bella Lane Extension | \$2,185,000  |
| ▪ Midway Road Reconstruction                          | \$15,784,204 |
| ▪ Keller Springs Reconstruction                       | \$8,027,644  |
| ▪ Voter Approved Roof Replacements                    | \$2,390,000  |
| ▪ Addison Athletic Club Locker Room Reconfiguration   | \$1,144,925  |
| ▪ Traffic Signal & ADA Improvements                   | \$1,500,000  |
| ▪ Lake Forest Drive Utility Improvements              | \$1,199,000  |
| ▪ Rawhide Creek Basin Improvements – Les Lacs Area    | \$1,150,000  |
| ▪ Addison Airport Bravo/Golf Taxiway Improvements     | \$7,255,300  |

THIS PAGE  
INTENTIONALLY  
LEFT BLANK



**TOWN OF ADDISON  
COMBINED SUMMARY OF REVENUES, EXPENDITURES AND CHANGES IN FUND BALANCE  
BY CATEGORY  
FY 2021-22**

	General Fund		Special Revenue Funds		Debt Service		Capital		Proprietary Funds			Internal		Total All Funds	
	Hotel	Economic Development	Combined	Other	Combined	Debt Service	Infrastructure Investment	Airport	Utility	Stormwater	Replacement	Combined	Budget 2021-22	Estimated 2020-21	Actual 2019-20
<b>BEGINNING BALANCES</b>	\$ 20,149,761	\$ 1,718,980	\$ 50,784	\$ 9,426,234	\$ 402,070	\$ 5,057,729	\$ 5,152,471	\$ 8,840,951	\$ 67,621,657	\$ 65,092,367	\$ 64,238,894				
<b>REVENUES:</b>															
Ad valorem tax	\$ 20,037,826	\$ 1,153,552	\$ -	\$ -	\$ 8,521,915	\$ 303,710	\$ -	\$ -	\$ -	\$ -	\$ -	\$ 30,017,003	\$ 29,317,453	\$ 26,876,741	
Non-property taxes	14,900,000	-	-	-	-	-	-	-	-	-	-	19,055,000	18,500,000	18,432,169	
Franchise fees	2,105,000	-	-	50,000	-	-	-	-	-	-	-	2,155,000	2,141,000	2,227,367	
Licenses and permits	1,090,100	-	-	-	-	-	-	-	-	-	-	1,090,100	1,142,550	1,185,201	
Intergovernmental	2,014,736	-	8,100	-	-	-	50,000	-	2,072,836	-	-	2,072,836	2,756,331	1,893,761	
Service fees	2,018,070	60,000	-	-	-	-	1,320,272	14,332,255	2,554,023	23,381,083	-	23,435,568	20,231,525		
Fines and penalties	245,000	-	-	27,756	-	-	-	-	5,635,534	-	-	272,756	223,980	271,749	
Rental income	85,000	-	-	-	2,500	-	56,040	108,500	20,000	-	-	5,728,534	4,596,411	4,691,925	
Interest & other income	356,000	10,100	400	7,550	2,500	226,667	56,040	20,000	832,757	-	-	1,630,350	1,867,860		
<b>TOTAL OPERATIONAL REVENUE</b>	\$ 40,759,996	\$ 1,223,652	\$ 8,500	\$ 85,306	\$ 8,524,415	\$ 530,377	\$ 7,081,846	\$ 14,440,755	\$ 2,574,023	\$ 1,975,963	\$ 84,605,069	\$ 83,743,243	\$ 77,678,298		
Transfers from other funds	-	-	-	-	-	-	-	-	-	-	-	384,000	1,884,000	4,692,900	
Refunding Bond Proceeds	-	-	-	-	-	-	-	-	-	-	-	-	-	13,205,000	
<b>TOTAL REVENUES</b>	\$ 40,759,996	\$ 1,223,652	\$ 8,500	\$ 85,306	\$ 8,524,415	\$ 530,377	\$ 7,081,846	\$ 14,440,755	\$ 2,574,023	\$ 1,975,963	\$ 84,989,069	\$ 85,627,243	\$ 95,576,198		
<b>TOTAL AVAILABLE RESOURCES</b>	\$ 60,909,757	\$ 10,203,836	\$ 3,326,632	\$ 59,284	\$ 9,511,540	\$ 8,926,485	\$ 12,214,317	\$ 20,397,162	\$ 11,414,974	\$ 10,058,733	\$ 152,610,726	\$ 150,719,610	\$ 159,815,092		
<b>EXPENDITURES:</b>															
Personnel Services	\$ 26,469,624	\$ 1,257,905	\$ -	\$ 25,151	\$ -	\$ -	\$ 2,114,862	\$ 2,549,211	\$ 396,777	\$ -	\$ -	\$ 33,329,747	\$ 31,455,990	\$ 28,470,994	
Supplies	1,437,825	57,005	20,301	99,949	-	-	57,200	202,232	13,000	-	-	2,147,512	1,952,944	1,619,572	
Maintenance	3,576,374	341,543	29,602	2,007,000	-	-	745,119	892,356	116,240	-	-	8,135,734	5,584,554	7,805,333	
Contractual Services	7,841,799	3,786,812	14,306,520	420,500	5,000	-	1,062,750	9,029,090	327,351	-	-	23,917,522	23,073,304	19,324,091	
Capital Replacement / Lease	1,301,511	130,568	13,372	-	-	-	257,928	231,584	-	-	-	1,934,963	3,118,945	2,050,561	
Debt Service	107,363	-	-	440,715	8,516,983	-	910,527	1,526,782	555,266	-	-	11,509,588	10,530,798	9,937,611	
Capital Outlay	40,734,486	5,573,833	2,010,012	13,700	2,993,315	8,521,993	5,163,386	14,431,255	1,554,634	1,980,283	82,996,907	79,305,282	72,474,073		
Transfers to other funds	-	-	-	-	-	-	-	-	-	-	-	384,000	1,884,000	4,692,900	
One-Time Decision Package	-	-	-	-	-	-	16,000	245,000	73,000	-	-	334,000	439,610	-	
Capital Improvements	-	-	-	1,583,070	-	-	1,500,000	847,491	4,031,561	-	-	4,031,561	1,469,061	4,465,540	
Payment to Escrow Agent	-	-	-	-	-	-	-	-	-	-	-	-	-	13,090,212	
<b>TOTAL EXPENDITURES</b>	\$ 40,734,486	\$ 5,957,833	\$ 2,010,012	\$ 13,700	\$ 2,993,315	\$ 8,521,993	\$ 6,782,456	\$ 14,777,255	\$ 2,475,125	\$ 1,980,283	\$ 87,746,468	\$ 83,087,953	\$ 94,722,725		
<b>ENDING FUND BALANCES</b>	\$ 20,175,261	\$ 4,246,003	\$ 1,316,620	\$ 45,584	\$ 6,518,225	\$ 404,492	\$ 4,088,106	\$ 8,939,849	\$ 8,078,450	\$ 67,621,657	\$ 65,092,367				
Fund Balance Percentage	49.5%	76.2%	65.5%	33.2%	217.8%	4.7%	104.8%	38.9%	57.5%	407.9%	85.3%				

**TOWN OF ADDISON  
PERSONNEL SUMMARY  
FY2021-22**

	Actual 2019-20	Budget 2020-21	Estimated 2020-21	Budget 2021-22	DIFFERENCE 2021 to 2022
<b>GENERAL FUND</b>					
<b>City Secretary</b>					
City Secretary	1.0	1.0	1.0	1.0	-
	<u>1.0</u>	<u>1.0</u>	<u>1.0</u>	<u>1.0</u>	<u>-</u>
<b>City Manager's Office</b>					
City Manager	1.0	1.0	1.0	1.0	-
Deputy City Manager	2.0	1.4	1.4	1.0	(0.4)
Director of Administrative Services	1.0	1.0	1.0	1.0	-
Management Assistant	1.0	1.0	1.0	1.0	-
Administrative Assistant	1.0	1.0	1.0	1.0	-
Volunteer Coordinator	0.5	0.5	0.5	0.5	-
	<u>6.5</u>	<u>5.9</u>	<u>5.9</u>	<u>5.5</u>	<u>(0.4)</u>
<b>Finance Department</b>					
Chief Financial Officer	1.0	1.0	1.0	1.0	-
Controller	1.0	0.7	0.7	0.5	(0.2)
Accounting Manager	1.0	1.0	1.0	1.0	-
Purchasing Manager	1.0	1.0	1.0	1.0	-
Budget Manager	1.0	1.0	1.0	1.0	-
Accounting Supervisor	-	-	0.7	0.5	0.5
Senior Accountant	2.0	1.7	1.0	1.0	(0.7)
Senior Budget Analyst	1.0	1.0	1.0	1.0	-
Senior Treasury Analyst	-	-	1.0	1.0	1.0
Accountant	2.0	2.0	1.0	1.0	(1.0)
Accounting Specialist	3.0	2.4	2.4	2.0	(0.4)
	<u>13.0</u>	<u>11.8</u>	<u>11.8</u>	<u>11.0</u>	<u>(0.8)</u>
<b>General Services</b>					
Director of General Services	1.0	1.0	1.0	1.0	-
Management Assistant	1.0	1.0	1.0	1.0	-
Facilities Supervisor	1.0	1.0	1.0	1.0	-
Department Assistant	0.5	0.5	0.5	0.5	-
Facilities Specialist	1.0	1.0	1.0	1.0	-
Facilities Assistant	1.0	1.0	1.0	1.0	-
	<u>5.5</u>	<u>5.5</u>	<u>5.5</u>	<u>5.5</u>	<u>-</u>
<b>Municipal Court</b>					
Municipal Court Administrator	1.0	1.0	1.0	1.0	-
Lead Deputy Court Clerk	1.0	1.0	1.0	1.0	-
Deputy Court Clerk	2.0	2.0	2.0	2.0	-
Municipal Judge	1.0	1.0	1.0	1.0	-
	<u>5.0</u>	<u>5.0</u>	<u>5.0</u>	<u>5.0</u>	<u>-</u>
<b>Human Resources</b>					
Director of Human Resources	1.0	1.0	1.0	1.0	-
Total Rewards Business Partner	1.0	1.0	1.0	1.0	-
Talent Acquisition Partner	1.0	0.4	0.4	-	(0.4)
Human Resources Coordinator	1.0	1.0	1.0	1.0	-
	<u>4.0</u>	<u>3.4</u>	<u>3.4</u>	<u>3.0</u>	<u>(0.4)</u>
<b>Information Technology</b>					
Ex. Director of Business Performance	1.0	1.0	1.0	1.0	-
Senior Software Developer	1.0	1.0	1.0	1.0	-
Network Specialist	5.0	5.0	5.0	5.0	-
	<u>7.0</u>	<u>7.0</u>	<u>7.0</u>	<u>7.0</u>	<u>-</u>

**TOWN OF ADDISON  
PERSONNEL SUMMARY  
FY2021-22**

	Actual 2019-20	Budget 2020-21	Estimated 2020-21	Budget 2021-22	DIFFERENCE 2021 to 2022
<b>Police</b>					
Police Chief	1.0	1.0	1.0	1.0	-
Assistant Police Chief	1.0	1.0	1.0	1.0	-
Captain	1.0	1.0	1.0	1.0	-
Lieutenant	5.0	5.0	5.0	5.0	-
Sergeant	8.0	8.0	8.0	8.0	-
Police Records Supervisor	1.0	1.0	1.0	1.0	-
Animal Control Supervisor	1.0	1.0	1.0	1.0	-
Police Officer	47.0	47.0	47.0	47.0	-
Animal Control Officer	2.0	2.0	2.0	2.0	-
Management Assistant	-	-	-	1.0	1.0
Department Assistant	3.0	3.0	3.0	2.0	(1.0)
Police Records Clerk	2.0	2.0	2.0	2.0	-
Crime Analyst	1.0	1.0	1.0	1.0	-
Property & Evidence Technician	1.0	1.0	1.0	1.0	-
	<u>74.0</u>	<u>74.0</u>	<u>74.0</u>	<u>74.0</u>	<u>-</u>
<b>Fire</b>					
Fire Chief	1.0	1.0	1.0	1.0	-
Deputy Fire Chief	1.0	1.0	1.0	1.0	-
Battalion Chief	3.0	3.0	3.0	3.0	-
Battalion Chief - Administration	1.0	1.0	1.0	1.0	-
Fire Captain	3.0	3.0	6.0	6.0	3.0
Fire Marshal	1.0	1.0	1.0	1.0	-
Fire Prevention Technician	1.0	1.0	1.0	1.0	-
Fire Lieutenant	6.0	6.0	3.0	3.0	(3.0)
Fire Equipment Operator/Paramedic	9.0	9.0	9.0	9.0	-
Firefighter/Paramedic	30.0	30.0	30.0	30.0	-
Fire Administrative Supervisor	1.0	1.0	1.0	1.0	-
Department Assistant	1.0	1.0	1.0	1.0	-
	<u>58.0</u>	<u>58.0</u>	<u>58.0</u>	<u>58.0</u>	<u>-</u>
<b>Development Services</b>					
Director of Development Services	1.0	1.0	1.0	1.0	-
Building Official	1.0	1.0	1.0	1.0	-
Development and Planning Manager	1.0	1.0	1.0	1.0	-
Environmental Health Manager	1.0	1.0	1.0	1.0	-
Senior Building Inspector	2.0	2.0	2.0	2.0	-
Plans Examiner	1.0	1.0	1.0	1.0	-
Senior Environmental Health Specialist	1.0	1.0	1.0	1.0	-
Environmental Health Specialist	1.0	1.0	1.0	1.0	-
Code Enforcement Officer	1.0	1.0	1.0	2.0	1.0
Combination Building Inspector	0.1	0.1	0.1	0.1	-
Department Assistant	1.0	1.0	1.0	1.0	-
Senior Permit Technician	-	-	-	1.0	1.0
Permit Technician	1.0	1.0	1.0	-	(1.0)
Records Clerk	1.0	1.0	1.0	1.0	-
	<u>13.1</u>	<u>13.1</u>	<u>13.1</u>	<u>14.1</u>	<u>1.0</u>

**TOWN OF ADDISON  
PERSONNEL SUMMARY  
FY2021-22**

	Actual 2019-20	Budget 2020-21	Estimated 2020-21	Budget 2021-22	DIFFERENCE 2021 to 2022
<b>Streets</b>					
Streets and Traffic Manager	0.4	0.4	0.4	0.4	-
Signs and Signals Technician	2.0	2.0	2.0	2.0	-
Street Maintenance Worker	4.0	4.0	4.0	3.0	(1.0)
Street Crew Leader	1.0	1.0	1.0	1.0	-
	<u>7.4</u>	<u>7.4</u>	<u>7.4</u>	<u>6.4</u>	<u>(1.0)</u>
<b>Parks</b>					
Director of Parks and Recreation	1.0	1.0	1.0	1.0	-
Parks Contracts Manager	1.0	1.0	1.0	1.0	-
Parks Superintendent	1.0	1.0	1.0	1.0	-
Landscape Architect	1.0	1.0	1.0	1.0	-
Parks Supervisor	4.0	4.0	4.0	5.0	1.0
Parks Maintenance Technician	1.0	1.0	1.0	1.0	-
Electrician	1.0	1.0	1.0	1.0	-
Licensed Irrigator	3.0	3.0	3.0	3.0	-
Management Assistant	-	-	-	1.0	1.0
Department Assistant	1.0	1.0	1.0	-	(1.0)
Groundskeeper - III	1.0	1.0	1.0	-	(1.0)
Groundskeeper - II	2.0	2.0	2.0	2.0	-
Groundskeeper - I	8.0	8.0	8.0	8.0	-
	<u>25.0</u>	<u>25.0</u>	<u>25.0</u>	<u>25.0</u>	<u>-</u>
<b>Recreation</b>					
Assistant Director of Recreation	1.0	1.0	1.0	1.0	-
Recreation Manager	-	-	-	1.0	1.0
Recreation Supervisor	2.0	2.0	2.0	1.0	(1.0)
Recreation Coordinator	2.0	2.0	2.0	2.0	-
Pool Supervisor	0.2	0.2	0.2	0.2	-
Department Assistant	1.0	1.0	1.0	1.0	-
Senior Lifeguard	0.2	0.2	0.2	0.2	-
Recreation Assistant	3.5	3.5	3.5	3.5	-
Childcare Assistant	1.0	1.0	1.0	1.0	-
Camp Counselor	0.8	0.8	0.8	0.8	-
Custodian	1.0	1.0	1.0	1.0	-
Lifeguard	2.0	2.0	2.0	2.0	-
Facility Attendant	1.0	1.0	1.0	1.0	-
	<u>15.7</u>	<u>15.7</u>	<u>15.7</u>	<u>15.7</u>	<u>-</u>
<b>GENERAL FUND TOTAL</b>	<u>235.2</u>	<u>232.8</u>	<u>232.8</u>	<u>231.2</u>	<u>(1.6)</u>
<b>HOTEL FUND</b>					
<b>Conference Centre</b>					
Conference Centre Supervisor	1.0	-	-	-	-
Conference Centre Sales Coordinator	1.0	-	-	-	-
Audio Visual Technician	1.0	-	-	-	-
Conference Centre Events Coordinator	1.0	-	-	-	-
Office Assistant	1.0	-	-	-	-
Senior Conference Centre Attendant	1.0	-	-	-	-
Conference Centre Attendant	2.0	-	-	-	-
	<u>8.0</u>	<u>-</u>	<u>-</u>	<u>-</u>	<u>-</u>
<b>Communications &amp; Marketing</b>					
Director of Public Communications	1.0	1.0	1.0	1.0	-
Marketing and Communications Specialist	1.0	1.0	1.0	1.0	-
	<u>2.0</u>	<u>2.0</u>	<u>2.0</u>	<u>2.0</u>	<u>-</u>

**TOWN OF ADDISON  
PERSONNEL SUMMARY  
FY2021-22**

	Actual 2019-20	Budget 2020-21	Estimated 2020-21	Budget 2021-22	DIFFERENCE 2021 to 2022
<b>Special Events</b>					
Director of Special Events	1.0	1.0	1.0	1.0	-
Special Events Supervisor	1.0	1.0	1.0	1.0	-
Special Events Coordinator	2.0	2.0	2.0	2.0	-
Department Assistant	0.5	0.5	0.5	0.5	-
	<u>4.5</u>	<u>4.5</u>	<u>4.5</u>	<u>4.5</u>	<u>-</u>
<b>Addison Theatre Centre</b>					
Theatre Centre Supervisor	1.0	1.0	1.0	1.0	-
Theatre Centre Attendant	0.5	0.5	0.5	0.5	-
	<u>1.5</u>	<u>1.5</u>	<u>1.5</u>	<u>1.5</u>	<u>-</u>
<b>General Hotel Operations</b>					
Accounting Supervisor	1.0	1.0	-	-	(1.0)
Senior Accountant	-	-	1.0	1.0	1.0
	<u>1.0</u>	<u>1.0</u>	<u>1.0</u>	<u>1.0</u>	<u>-</u>
<b>HOTEL FUND TOTAL</b>	<u>17.0</u>	<u>9.0</u>	<u>9.0</u>	<u>9.0</u>	<u>-</u>
<b>ECONOMIC DEVELOPMENT FUND</b>					
<b>Economic Development</b>					
Director of Economic Development	1.0	1.0	1.0	1.0	-
Economic Development Manager	1.0	1.0	1.0	1.0	-
Economic Development Coordinator	1.0	1.0	1.0	1.0	-
	<u>3.0</u>	<u>3.0</u>	<u>3.0</u>	<u>3.0</u>	<u>-</u>
<b>Tourism Services</b>					
Tourism Coordinator	1.0	1.0	1.0	1.0	-
	<u>1.0</u>	<u>1.0</u>	<u>1.0</u>	<u>1.0</u>	<u>-</u>
<b>ECONOMIC DEVELOPMENT FUND TOTAL</b>	<u>4.0</u>	<u>4.0</u>	<u>4.0</u>	<u>4.0</u>	<u>-</u>
<b>AIRPORT FUND</b>					
Deputy City Manager	-	0.3	0.3	0.5	0.2
Airport Director	-	1.0	1.0	1.0	-
Airport Assistant Director	-	2.0	2.0	2.0	-
GIS Manager	0.4	0.4	0.4	0.4	-
Asset Manager	-	1.0	1.0	1.0	-
Airport Maintenance Manager	-	1.0	1.0	1.0	-
Airport Operations Manager	-	1.0	1.0	1.0	-
Airport Accounting Manager	-	1.0	1.0	1.0	-
Accounting Supervisor	-	0.3	0.3	0.5	0.2
Police Officer	3.0	3.0	3.0	3.0	-
Leasing Manager	-	1.0	1.0	1.0	-
Talent Acquisition Partner	-	0.3	0.3	0.5	0.2
Management Assistant	1.0	1.0	1.0	1.0	-
Accounting Specialist - CIP	-	0.3	0.3	0.5	0.2
Airport Maintenance Technician III	-	1.0	1.0	1.0	-
Department Assistant	-	1.0	1.0	1.0	-
Airport Maintenance Technician II	-	3.0	3.0	3.0	-
Janitorial and Light Maintenance Worker	-	1.0	1.0	1.0	-
	<u>4.4</u>	<u>19.6</u>	<u>19.6</u>	<u>20.4</u>	<u>0.8</u>
<b>AIRPORT FUND TOTAL</b>	<u>4.4</u>	<u>19.6</u>	<u>19.6</u>	<u>20.4</u>	<u>0.8</u>

**TOWN OF ADDISON  
PERSONNEL SUMMARY  
FY2021-22**

	Actual 2019-20	Budget 2020-21	Estimated 2020-21	Budget 2021-22	DIFFERENCE 2021 to 2022
<b>UTILITY FUND</b>					
<b>Utility Administration</b>					
Deputy City Manager	-	0.3	0.3	0.5	0.2
Director of Public Works and Engineering	1.0	1.0	1.0	1.0	-
Assistant Director of Infrastructure Services	1.0	1.0	1.0	1.0	-
GIS Manager	0.3	0.3	0.3	0.3	-
Capital Improvement Program Manager	1.0	1.0	1.0	1.0	-
Streets and Traffic Operations Manager	0.3	0.3	0.3	0.3	-
Utilities Manager	2.0	2.0	2.0	2.0	-
Talent Acquisition Partner	-	0.3	0.3	0.5	0.2
Water Quality Utility Supervisor	-	1.0	1.0	1.0	-
Construction Inspector	3.0	3.0	3.0	3.0	-
Utility Crew Leader	1.0	1.0	1.0	1.0	-
Water Quality Specialist	2.0	2.0	2.0	2.0	-
Utility Operator - III	4.0	4.0	4.0	4.0	-
Accounting Specialist-CIP	-	0.3	0.3	0.5	0.2
Utility Operator - II	2.0	2.0	2.0	2.0	-
Department Assistant	1.0	1.0	1.0	1.0	-
Utility Operator - I	5.0	5.0	5.0	5.0	-
	<u>23.6</u>	<u>25.5</u>	<u>25.5</u>	<u>26.1</u>	<u>0.6</u>
<b>Utility Billing</b>					
Controller	-	0.3	0.3	0.5	0.2
Utility Billing Supervisor	0.8	0.8	0.8	0.8	-
Accounting Specialist	0.8	0.8	0.8	0.8	-
	<u>1.6</u>	<u>1.9</u>	<u>1.9</u>	<u>2.1</u>	<u>0.2</u>
<b>UTILITY FUND TOTAL</b>	<u>25.2</u>	<u>27.4</u>	<u>27.4</u>	<u>28.2</u>	<u>0.8</u>
<b>STORMWATER FUND</b>					
GIS Manager	0.3	0.3	0.3	0.3	-
Streets and Traffic Manager	0.3	0.3	0.3	0.3	-
Stormwater and Operations Manager	1.0	1.0	1.0	1.0	-
Utility Billing Supervisor	0.2	0.2	0.2	0.2	-
Stormwater Operator	2.0	2.0	2.0	2.0	-
Accounting Specialist - UB	0.2	0.2	0.2	0.2	-
Street Maintenance Worker	-	-	-	1.0	1.0
	<u>4.0</u>	<u>4.0</u>	<u>4.0</u>	<u>5.0</u>	<u>1.0</u>
<b>STORMWATER FUND TOTAL</b>	<u>4.0</u>	<u>4.0</u>	<u>4.0</u>	<u>5.0</u>	<u>1.0</u>
<b>CAPITAL IMPROVEMENTS PROGRAM</b>					
Bond Infrastructure Project Manager	1.0	1.0	1.0	1.0	-
Bond Contract Administrator	-	1.0	1.0	1.0	-
Major Capital Projects Construction Inspector	-	1.0	1.0	1.0	-
<b>CAPITAL IMPROVEMENTS PROGRAM TOTAL</b>	<u>1.0</u>	<u>3.0</u>	<u>3.0</u>	<u>3.0</u>	<u>-</u>
<b>ALL FUNDS TOTAL</b>	<u>290.8</u>	<u>299.8</u>	<u>299.8</u>	<u>300.8</u>	<u>1.0</u>

**TOWN OF ADDISON  
GENERAL FUND BY CATEGORY  
FY2021-22**

	Actual 2019-20	Budget 2020-21	Estimated 2020-21	Budget 2021-22
BEGINNING BALANCES	\$ 20,588,244	\$ 20,134,439	\$ 20,134,439	\$ 20,149,761
REVENUES:				
Ad valorem Taxes	\$ 18,617,246	\$ 19,425,398	\$ 19,845,000	\$ 20,037,826
Non-Property Taxes	15,191,223	13,954,766	15,500,000	14,900,000
Franchise Fees	2,176,562	2,260,000	2,091,000	2,105,000
Licenses and Permits	1,183,285	1,142,550	1,142,550	1,090,100
Service Fees	1,842,055	1,970,776	1,916,831	2,018,070
Fines and Penalties	227,997	260,000	155,000	245,000
Rental Income	9,252	8,000	8,000	8,000
Interest and Other Income	571,798	328,000	263,500	356,000
TOTAL OPERATIONAL REVENUE	<u>\$ 39,819,418</u>	<u>\$ 39,349,490</u>	<u>\$ 40,921,881</u>	<u>\$ 40,759,996</u>
TOTAL REVENUES	<u>\$ 39,819,418</u>	<u>\$ 39,349,490</u>	<u>\$ 40,921,881</u>	<u>\$ 40,759,996</u>
TOTAL AVAILABLE RESOURCES	<u>\$ 60,407,662</u>	<u>\$ 59,483,929</u>	<u>\$ 61,056,320</u>	<u>\$ 60,909,757</u>
EXPENDITURES:				
Personnel Services	\$ 24,263,224	\$ 25,457,989	\$ 25,291,473	\$ 26,469,624
Supplies	1,072,579	1,547,943	1,313,949	1,437,825
Maintenance	2,896,017	3,609,470	3,539,966	3,576,374
Contractual Services	6,935,520	7,289,331	7,257,253	7,841,799
Capital Replacement / Lease	1,410,371	1,423,868	1,923,868	1,301,511
Capital Outlay	86,612	-	80,050	107,363
TOTAL OPERATIONAL EXPENDITURES	<u>\$ 36,664,323</u>	<u>\$ 39,328,601</u>	<u>\$ 39,406,559</u>	<u>\$ 40,734,496</u>
Transfer to Self-Funded Projects Fund	3,608,900	710,950	1,500,000	-
Transfer to Streets Capital Projects Fund	-	-	-	-
Transfer to Infrastructure Investment Fund	-	-	-	-
TOTAL EXPENDITURES	<u>\$ 40,273,223</u>	<u>\$ 40,039,551</u>	<u>\$ 40,906,559</u>	<u>\$ 40,734,496</u>
ENDING FUND BALANCES	<u>\$ 20,134,439</u>	<u>\$ 19,444,378</u>	<u>\$ 20,149,761</u>	<u>\$ 20,175,261</u>
Fund Balance Percentage	54.9%	49.4%	51.1%	49.5%

**TOWN OF ADDISON  
GENERAL FUND REVENUE SUMMARY  
FY2021-22**

	Actual 2019-20	Budget 2020-21	Estimated 2020-21	Budget 2021-22
BEGINNING BALANCES	\$ 20,588,244	\$ 20,134,439	\$ 20,134,439	\$ 20,149,761
REVENUES:				
Ad valorem Taxes				
Current Taxes	\$ 18,925,819	\$ 19,546,156	\$ 19,800,000	\$ 20,139,186
Delinquent Taxes	(356,413)	(165,758)	-	(151,360)
Penalty & Interest	47,840	45,000	45,000	50,000
	<u>\$ 18,617,246</u>	<u>\$ 19,425,398</u>	<u>\$ 19,845,000</u>	<u>\$ 20,037,826</u>
Non-Property Taxes				
Sales Taxes	\$ 14,302,624	\$ 12,928,766	\$ 14,500,000	\$ 13,700,000
Alcoholic Beverage Tax	888,599	1,026,000	1,000,000	1,200,000
	<u>\$ 15,191,223</u>	<u>\$ 13,954,766</u>	<u>\$ 15,500,000</u>	<u>\$ 14,900,000</u>
Franchise Fees				
Electric Franchise	\$ 1,459,652	\$ 1,525,000	\$ 1,525,000	\$ 1,525,000
Gas Franchise	204,919	205,000	186,000	200,000
Telecommunication Access	316,471	400,000	250,000	250,000
Cable Franchise	196,520	130,000	130,000	130,000
Street Rental	(1,000)	-	-	-
	<u>\$ 2,176,562</u>	<u>\$ 2,260,000</u>	<u>\$ 2,091,000</u>	<u>\$ 2,105,000</u>
Licenses and Permits				
Business Licenses & Permits	\$ 110,964	\$ 211,650	\$ 211,650	\$ 129,700
Building & Construction Permits	1,072,321	930,900	930,900	960,400
	<u>\$ 1,183,285</u>	<u>\$ 1,142,550</u>	<u>\$ 1,142,550</u>	<u>\$ 1,090,100</u>
Service Fees				
General Government	\$ 20	\$ -	\$ -	\$ -
Public Safety	892,713	984,945	956,000	1,006,000
Urban Development	1,950	71,900	46,900	47,200
Streets & Sanitation	395,968	445,700	445,700	455,700
Recreation	34,914	57,800	57,800	70,300
Interfund	516,490	410,431	410,431	438,870
	<u>\$ 1,842,055</u>	<u>\$ 1,970,776</u>	<u>\$ 1,916,831</u>	<u>\$ 2,018,070</u>
Fines and Penalties	<u>\$ 227,997</u>	<u>\$ 260,000</u>	<u>\$ 155,000</u>	<u>\$ 245,000</u>
Rental Income	<u>\$ 9,252</u>	<u>\$ 8,000</u>	<u>\$ 8,000</u>	<u>\$ 8,000</u>
Interest Earnings	\$ 402,873	\$ 200,000	\$ 100,000	\$ 100,000
Recycling Proceeds	162	3,000	3,000	500
Other	168,763	125,000	160,500	255,500
	<u>\$ 571,798</u>	<u>\$ 328,000</u>	<u>\$ 263,500</u>	<u>\$ 356,000</u>
<b>TOTAL OPERATIONAL REVENUE</b>	<u><u>\$ 39,819,418</u></u>	<u><u>\$ 39,349,490</u></u>	<u><u>\$ 40,921,881</u></u>	<u><u>\$ 40,759,996</u></u>
<b>TOTAL AVAILABLE RESOURCES</b>	<u><u>\$ 60,407,662</u></u>	<u><u>\$ 59,483,929</u></u>	<u><u>\$ 61,056,320</u></u>	<u><u>\$ 60,909,757</u></u>



**TOWN OF ADDISON  
GENERAL FUND BY DEPARTMENT  
FY2021-22**

	Actual 2019-20	Budget 2020-21	Estimated 2020-21	Budget 2021-22
BEGINNING BALANCES	\$ 20,588,244	\$ 20,134,439	\$ 20,134,439	\$ 20,149,761
TOTAL OPERATIONAL REVENUE	<u>\$ 39,819,418</u>	<u>\$ 39,349,490</u>	<u>\$ 40,921,881</u>	<u>\$ 40,759,996</u>
TOTAL AVAILABLE RESOURCES	<u>\$ 60,407,662</u>	<u>\$ 59,483,929</u>	<u>\$ 61,056,320</u>	<u>\$ 60,909,757</u>
<b>EXPENDITURES:</b>				
General Government:				
City Secretary	\$ 173,058	\$ 213,088	\$ 212,488	\$ 221,275
City Manager	1,245,323	1,182,665	1,210,393	1,204,501
Finance	1,826,483	1,795,555	1,783,924	1,764,710
General Services	682,111	752,269	1,204,822	756,057
Municipal Court	647,094	706,818	701,424	712,737
Human Resources	641,387	721,040	713,226	740,209
Information Technology	1,905,667	2,248,601	2,237,123	2,257,050
Combined Services	1,323,634	1,187,951	1,236,768	1,362,400
City Council	339,790	302,132	300,382	248,481
	<u>\$ 8,784,547</u>	<u>\$ 9,110,119</u>	<u>\$ 9,600,550</u>	<u>\$ 9,267,420</u>
Public Safety:				
Police	\$ 9,318,044	\$ 10,290,874	\$ 10,193,907	\$ 10,546,045
Emergency Communications	1,360,463	1,391,519	1,391,519	1,594,245
Fire	8,492,457	8,660,315	8,699,069	9,086,845
	<u>\$ 19,170,964</u>	<u>\$ 20,342,708</u>	<u>\$ 20,284,495</u>	<u>\$ 21,227,135</u>
Development Services	<u>\$ 1,501,596</u>	<u>\$ 1,637,553</u>	<u>\$ 1,620,207</u>	<u>\$ 1,807,604</u>
Streets	<u>\$ 1,799,513</u>	<u>\$ 2,150,903</u>	<u>\$ 2,021,783</u>	<u>\$ 2,136,422</u>
Parks and Recreation:				
Parks	\$ 3,772,783	\$ 4,261,292	\$ 4,168,107	\$ 4,505,219
Recreation	1,634,920	1,826,026	1,711,417	1,790,696
	<u>\$ 5,407,703</u>	<u>\$ 6,087,318</u>	<u>\$ 5,879,524</u>	<u>\$ 6,295,915</u>
TOTAL OPERATIONAL EXPENDITURES	<u>\$ 36,664,323</u>	<u>\$ 39,328,601</u>	<u>\$ 39,406,559</u>	<u>\$ 40,734,496</u>
Transfers to other funds	3,608,900	710,950	1,500,000	-
TOTAL EXPENDITURES	<u>\$ 40,273,223</u>	<u>\$ 40,039,551</u>	<u>\$ 40,906,559</u>	<u>\$ 40,734,496</u>
ENDING FUND BALANCES	<u>\$ 20,134,439</u>	<u>\$ 19,444,378</u>	<u>\$ 20,149,761</u>	<u>\$ 20,175,261</u>
Fund Balance Percentage	54.9%	49.4%	51.1%	49.5%

**TOWN OF ADDISON  
SELF-FUNDED PROJECTS FUND  
FY2021-22**

	Actual 2019-20	Budget 2020-21	Estimated 2020-21	Budget 2021-22
BEGINNING BALANCES	\$ 1,045,461	\$ 2,103,089	\$ 1,995,596	\$ 3,011,548
REVENUES:				
Intergovernmental	\$ -	\$ -	\$ 1,000,000	\$ -
Interest and Other Income	183,796	-	1,000	-
TOTAL OPERATIONAL REVENUE	<u>\$ 183,796</u>	<u>\$ -</u>	<u>\$ 1,001,000</u>	<u>\$ -</u>
Transfers from other funds	3,563,900	710,950	1,500,000	-
TOTAL REVENUES	<u>\$ 3,747,696</u>	<u>\$ 710,950</u>	<u>\$ 2,501,000</u>	<u>\$ -</u>
TOTAL AVAILABLE RESOURCES	<u>\$ 4,793,157</u>	<u>\$ 2,814,039</u>	<u>\$ 4,496,596</u>	<u>\$ 3,011,548</u>
EXPENDITURES:				
Supplies	\$ 46,969	\$ 131,900	\$ 131,300	\$ 31,800
Maintenance	881,031	318,150	318,150	26,000
Contractual Services	621,220	579,242	579,242	393,000
Capital Outlay	1,248,341	456,356	456,356	230,715
TOTAL OPERATIONAL EXPENDITURES	<u>\$ 2,797,561</u>	<u>\$ 1,485,648</u>	<u>\$ 1,485,048</u>	<u>\$ 681,515</u>
TOTAL EXPENDITURES	<u>\$ 2,797,561</u>	<u>\$ 1,485,648</u>	<u>\$ 1,485,048</u>	<u>\$ 681,515</u>
ENDING FUND BALANCES	<u>\$ 1,995,596</u>	<u>\$ 1,328,391</u>	<u>\$ 3,011,548</u>	<u>\$ 2,330,033</u>
Fund Balance Percentage	71.3%	89.4%	202.8%	341.9%

**TOWN OF ADDISON**  
**SELF FUNDED PROJECTS FUND (CONTINUED)**  
**FY2021-22**

	Actual 2019-20	Budget 2020-21	Estimated 2020-21	Budget 2021-22
Projects List				
Records Management	\$ 45,883	\$ -	\$ -	\$ -
GASB 87: Leases Analysis	10,000	-	-	-
FloQast Close Management Software	-	2,500	2,500	-
Buildings - Repairs	157,582	306,150	306,150	-
Compensation - Market Update Study	-	25,000	25,000	-
CMMS Implementation	89,025	25,306	25,306	-
Geo-tracking Services	12,000	-	-	-
Neighborhood Security-East Addison	-	27,500	27,500	-
North Texas Emergency Communications	300,000	-	-	-
Bay Door Replacement at Fire Stations	171,225	-	-	-
Fire Station Bay Air Filtration System	111,533	-	-	-
Lifepak Defibrillators	64,724	98,400	97,800	-
Smoke Detector Battery Repl. Program	-	3,000	3,000	3,000
Ballistic Gear	-	30,000	30,000	-
Knox Vaults (Keys and Drugs)	19,725	-	-	-
Unified Development Code	81,907	-	-	-
Special Area Study	13,304	140,000	140,000	140,000
Asset Management	44,350	-	-	-
Asset Management Implementation	310,435	-	-	-
Signal Timing Project	540	-	-	-
Enhanced Street Maintenance	720,451	299,500	299,500	-
Parks and Recreation Trailer	40,648	-	-	-
Bridge and Gazebo Renovations	255,357	-	-	-
Trails and Bicycle Path Master Plan	56,042	66,242	66,242	-
Beltway Drive Trail Master Plan Implementation				66,000
Heavy Pruning Addison Circle District	64,930	-	-	-
Replacement Plantings	92,509	-	-	-
Imagination Playground	24,686	-	-	-
Facility Study and Consolidation	4,475	-	-	125,000
Athletic Center (HVAC and Elevator)	93,884	-	-	-
Athletic Center Building Updates	11,250	33,750	33,750	-
Addison Outdoors	1,096	-	-	-
Irrigation Management System Upgrade	-	7,800	7,800	-
Addison Circle TOD	-	318,000	318,000	-
Celestial Park Improvements	-	102,500	102,500	-
Employee Handbook Update	-	-	-	12,000
Deferred Compensation Plan Review	-	-	-	25,000
Special Services Consultants	-	-	-	25,000
Forensics (Computer Hardware/Software)	-	-	-	25,000
Bail Out Rescue System	-	-	-	27,000
Vehicle and Supplies Code Officer	-	-	-	38,000
Vehicle and Supplies Trash and Parks Crew	-	-	-	79,515
Les Lacs Park Court Conversion	-	-	-	116,000
	<b>\$ 2,797,561</b>	<b>\$ 1,485,648</b>	<b>\$ 1,485,048</b>	<b>\$ 681,515</b>

**TOWN OF ADDISON**  
**STREETS SELF-FUNDED PROJECTS FUND**  
**FY2021-22**

	Actual 2019-20	Budget 2020-21	Estimated 2020-21	Budget 2021-22
BEGINNING BALANCES	\$ 1,641,511	\$ 1,641,511	\$ 1,776,312	\$ 2,827,966
REVENUES:				
Interest and Other Income	\$ 134,801	\$ -	\$ 1,051,654	\$ -
TOTAL OPERATIONAL REVENUE	<u>\$ 134,801</u>	<u>\$ -</u>	<u>\$ 1,051,654</u>	<u>\$ -</u>
TOTAL REVENUES	<u>\$ 134,801</u>	<u>\$ -</u>	<u>\$ 1,051,654</u>	<u>\$ -</u>
TOTAL AVAILABLE RESOURCES	<u>\$ 1,776,312</u>	<u>\$ 1,641,511</u>	<u>\$ 2,827,966</u>	<u>\$ 2,827,966</u>
EXPENDITURES:				
Maintenance	\$ -	\$ -	\$ -	\$ 1,980,000
TOTAL EXPENDITURES	<u>\$ -</u>	<u>\$ -</u>	<u>\$ -</u>	<u>\$ 1,980,000</u>
TOTAL EXPENDITURES	<u>\$ -</u>	<u>\$ -</u>	<u>\$ -</u>	<u>\$ 1,980,000</u>
ENDING FUND BALANCES	<u>\$ 1,776,312</u>	<u>\$ 1,641,511</u>	<u>\$ 2,827,966</u>	<u>\$ 847,966</u>
Fund Balance Percentage	0.0%	0.0%	0.0%	42.8%

**TOWN OF ADDISON**  
**GENERAL OBLIGATION DEBT SERVICE FUND**  
**FY2021-22**

	Actual 2019-20	Budget 2020-21	Estimated 2020-21	Budget 2021-22
BEGINNING BALANCES	\$ 17,993	\$ 10,458	\$ 6,335	\$ 402,070
REVENUES:				
Ad valorem Taxes	\$ 6,881,533	\$ 7,915,707	\$ 8,050,338	\$ 8,521,915
Interest and Other Income	19,601	16,000	1,000	2,500
TOTAL OPERATIONAL REVENUE	<u>\$ 6,901,134</u>	<u>\$ 7,931,707</u>	<u>\$ 8,051,338</u>	<u>\$ 8,524,415</u>
Refunding Bond Proceeds	13,205,000	-	-	-
TOTAL REVENUES	<u>\$ 20,106,134</u>	<u>\$ 7,931,707</u>	<u>\$ 8,051,338</u>	<u>\$ 8,524,415</u>
TOTAL AVAILABLE RESOURCES	<u>\$ 20,124,127</u>	<u>\$ 7,942,165</u>	<u>\$ 8,057,673</u>	<u>\$ 8,926,485</u>
EXPENDITURES:				
Contractual Services	\$ 4,351	\$ 5,000	\$ 5,000	\$ 5,000
Capital Replacement / Lease	-	-	-	-
Debt Service	7,023,229	7,643,653	7,650,603	8,516,993
Capital Outlay	-	-	-	-
TOTAL OPERATIONAL EXPENDITURES	<u>\$ 7,027,580</u>	<u>\$ 7,648,653</u>	<u>\$ 7,655,603</u>	<u>\$ 8,521,993</u>
Payment to Escrow Agent	13,090,212	-	-	-
TOTAL EXPENDITURES	<u>\$ 20,117,792</u>	<u>\$ 7,648,653</u>	<u>\$ 7,655,603</u>	<u>\$ 8,521,993</u>
ENDING FUND BALANCES	<u>\$ 6,335</u>	<u>\$ 293,512</u>	<u>\$ 402,070</u>	<u>\$ 404,492</u>
Fund Balance Percentage	0.1%	3.8%	5.3%	4.7%

**TOWN OF ADDISON**  
**HOTEL SPECIAL REVENUE FUND BY CATEGORY**  
**FY2021-22**

	Actual 2019-20	Budget 2020-21	Estimated 2020-21	Budget 2021-22
BEGINNING BALANCES	\$ 3,449,095	\$ 2,285,310	\$ 3,149,259	\$ 2,783,500
REVENUES:				
Non-Property Taxes	\$ 3,240,946	\$ 4,155,000	\$ 3,000,000	\$ 4,155,000
Service Fees	107,030	1,104,500	1,104,500	1,155,500
Rental Income	260,749	23,810	26,951	85,000
Intergovernmental - Federal	-	-	1,014,736	2,014,736
Interest and Other Income	98,418	50,100	66,339	10,100
TOTAL OPERATIONAL REVENUE	<u>\$ 3,707,143</u>	<u>\$ 5,333,410</u>	<u>\$ 5,212,526</u>	<u>\$ 7,420,336</u>
Transfers from other funds	-	-	-	-
TOTAL REVENUES	<u>\$ 3,707,143</u>	<u>\$ 5,333,410</u>	<u>\$ 5,212,526</u>	<u>\$ 7,420,336</u>
TOTAL AVAILABLE RESOURCES	<u>\$ 7,156,238</u>	<u>\$ 7,618,720</u>	<u>\$ 8,361,785</u>	<u>\$ 10,203,836</u>
EXPENDITURES:				
Personnel Services	\$ 1,137,192	\$ 1,260,590	\$ 1,135,127	\$ 1,257,905
Supplies	58,730	59,592	35,392	57,005
Maintenance	307,679	288,487	284,127	341,543
Contractual Services	1,998,698	3,770,732	3,650,477	3,786,812
Capital Replacement / Lease	74,078	75,162	75,162	130,568
Capital Outlay	14,840	-	-	-
TOTAL OPERATIONAL EXPENDITURES	<u>\$ 3,591,217</u>	<u>\$ 5,468,563</u>	<u>\$ 5,180,285</u>	<u>\$ 5,573,833</u>
Transfer to Economic Development Fund	384,000	384,000	384,000	384,000
Capital Projects (Cash Funded)				
Addison Circle Fountain Repair	31,762	14,000	14,000	-
TOTAL EXPENDITURES	<u>\$ 4,006,979</u>	<u>\$ 5,852,563</u>	<u>\$ 5,578,285</u>	<u>\$ 5,957,833</u>
ENDING FUND BALANCES	<u>\$ 3,149,259</u>	<u>\$ 1,766,157</u>	<u>\$ 2,783,500</u>	<u>\$ 4,246,003</u>
Fund Balance Percentage	87.7%	32.3%	53.7%	76.2%

**TOWN OF ADDISON**  
**HOTEL SPECIAL REVENUE FUND BY DEPARTMENT**  
**FY2021-22**

	Actual 2019-20	Budget 2020-21	Estimated 2020-21	Budget 2021-22
BEGINNING BALANCES	\$ 3,449,095	\$ 2,285,310	\$ 3,149,259	\$ 2,783,500
REVENUES:				
Hotel/Motel Occupancy Taxes	\$ 3,240,946	\$ 4,155,000	\$ 3,000,000	\$ 4,155,000
Proceeds from Special Events	107,030	1,104,500	1,104,500	1,155,500
Conference Centre Rental	233,183	-	-	-
Theatre Centre Rental	51,465	23,810	26,951	85,000
Intergovernmental - Federal	-	-	1,014,736	2,014,736
Interest Earnings and Other	74,519	50,100	66,339	10,100
TOTAL OPERATIONAL REVENUE	<u>\$ 3,707,143</u>	<u>\$ 5,333,410</u>	<u>\$ 5,212,526</u>	<u>\$ 7,420,336</u>
TOTAL REVENUES	<u>\$ 3,707,143</u>	<u>\$ 5,333,410</u>	<u>\$ 5,212,526</u>	<u>\$ 7,420,336</u>
TOTAL AVAILABLE RESOURCES	<u>\$ 7,156,238</u>	<u>\$ 7,618,720</u>	<u>\$ 8,361,785</u>	<u>\$ 10,203,836</u>
EXPENDITURES:				
Addison Theatre Centre	\$ 246,578	\$ 318,876	\$ 256,722	\$ 275,208
Conference Centre	796,479	200,977	235,162	212,138
General Hotel Operations	55,828	154,125	34,143	198,129
Marketing	618,006	1,113,915	1,108,656	1,139,905
Performing Arts	505,000	329,089	329,089	329,089
Special Events	606,661	2,405,808	2,301,808	2,425,736
Special Events Operations	762,665	931,773	914,705	993,628
TOTAL OPERATIONAL EXPENDITURES	<u>\$ 3,591,217</u>	<u>\$ 5,454,563</u>	<u>\$ 5,180,285</u>	<u>\$ 5,573,833</u>
Transfer to Economic Development Fund	384,000	384,000	384,000	384,000
Capital Projects (Cash Funded)				
Addison Circle Fountain Repair	31,762	-	14,000	-
TOTAL EXPENDITURES	<u>\$ 4,006,979</u>	<u>\$ 5,838,563</u>	<u>\$ 5,578,285</u>	<u>\$ 5,957,833</u>
ENDING FUND BALANCES	<u>\$ 3,149,259</u>	<u>\$ 1,780,157</u>	<u>\$ 2,783,500</u>	<u>\$ 4,246,003</u>
Fund Balance Percentage	87.7%	32.6%	53.7%	76.2%

**TOWN OF ADDISON  
ECONOMIC DEVELOPMENT FUND  
FY2021-22**

	Actual 2019-20	Budget 2020-21	Estimated 2020-21	Budget 2021-22
BEGINNING BALANCES	\$ 1,797,019	\$ 1,797,844	\$ 1,968,832	\$ 1,718,980
REVENUES:				
Ad valorem Taxes	\$ 1,092,347	\$ 1,127,348	\$ 1,127,348	\$ 1,153,552
Service Fees	47,043	60,000	60,000	60,000
Interest and Other Income	34,160	48,000	2,000	10,000
TOTAL OPERATIONAL REVENUE	<u>\$ 1,173,550</u>	<u>\$ 1,235,348</u>	<u>\$ 1,189,348</u>	<u>\$ 1,223,552</u>
Transfers from other funds	384,000	384,000	384,000	384,000
TOTAL REVENUES	<u>\$ 1,557,550</u>	<u>\$ 1,619,348</u>	<u>\$ 1,573,348</u>	<u>\$ 1,607,552</u>
TOTAL AVAILABLE RESOURCES	<u>\$ 3,354,569</u>	<u>\$ 3,417,192</u>	<u>\$ 3,542,180</u>	<u>\$ 3,326,532</u>
EXPENDITURES:				
Personnel Services	\$ 479,218	\$ 491,120	\$ 490,720	\$ 516,217
Supplies	8,506	20,932	9,201	20,301
Maintenance	19,393	29,450	24,149	29,602
Contractual Services	861,623	1,430,153	1,250,970	1,430,520
Capital Replacement / Lease	16,997	48,160	48,160	13,372
TOTAL OPERATIONAL EXPENDITURES	<u>\$ 1,385,737</u>	<u>\$ 2,019,815</u>	<u>\$ 1,823,200</u>	<u>\$ 2,010,012</u>
TOTAL EXPENDITURES	<u>\$ 1,385,737</u>	<u>\$ 2,019,815</u>	<u>\$ 1,823,200</u>	<u>\$ 2,010,012</u>
ENDING FUND BALANCES	<u>\$ 1,968,832</u>	<u>\$ 1,397,377</u>	<u>\$ 1,718,980</u>	<u>\$ 1,316,520</u>
Fund Balance Percentage	142.1%	69.2%	94.3%	65.5%



**TOWN OF ADDISON  
GRANT FUNDS  
FY2021-22**

	Actual 2019-20	Budget 2020-21	Estimated 2020-21	Budget 2021-22
BEGINNING BALANCES	\$ 38,432	\$ 38,833	\$ 49,251	\$ 50,784
REVENUES:				
Intergovernmental	\$ 462,542	\$ 8,100	\$ 691,595	\$ 8,100
Interest and Other Income	9,334	400	400	400
TOTAL OPERATIONAL REVENUE	<u>\$ 471,876</u>	<u>\$ 8,500</u>	<u>\$ 691,995</u>	<u>\$ 8,500</u>
TOTAL REVENUES	<u>\$ 471,876</u>	<u>\$ 8,500</u>	<u>\$ 691,995</u>	<u>\$ 8,500</u>
TOTAL AVAILABLE RESOURCES	<u>\$ 510,308</u>	<u>\$ 47,333</u>	<u>\$ 741,246</u>	<u>\$ 59,284</u>
EXPENDITURES:				
Personnel Services	\$ 4,689	\$ -	\$ -	\$ -
Supplies	103,704	-	87,164	-
Maintenance	-	-	7,940	-
Contractual Services	352,664	13,700	380,133	13,700
Capital Outlay	-	-	215,225	-
TOTAL OPERATIONAL EXPENDITURES	<u>\$ 461,057</u>	<u>\$ 13,700</u>	<u>\$ 690,462</u>	<u>\$ 13,700</u>
TOTAL EXPENDITURES	<u>\$ 461,057</u>	<u>\$ 13,700</u>	<u>\$ 690,462</u>	<u>\$ 13,700</u>
ENDING FUND BALANCES	<u>\$ 49,251</u>	<u>\$ 33,633</u>	<u>\$ 50,784</u>	<u>\$ 45,584</u>
Fund Balance Percentage	10.7%	245.5%	7.4%	332.7%

**TOWN OF ADDISON  
INFRASTRUCTURE INVESTMENT FUND  
FY2021-22**

	Actual 2019-20	Budget 2020-21	Estimated 2020-21	Budget 2021-22
BEGINNING BALANCES	\$ 4,825,361	\$ 5,263,783	\$ 4,627,962	\$ 5,057,729
REVENUES:				
Ad valorem Taxes	\$ 285,615	\$ 294,767	\$ 294,767	\$ 303,710
Interest and Other Income	171,986	50,000	135,000	226,667
TOTAL OPERATIONAL REVENUE	<u>\$ 457,601</u>	<u>\$ 344,767</u>	<u>\$ 429,767</u>	<u>\$ 530,377</u>
Transfers from other funds	45,000	-	-	-
TOTAL REVENUES	<u>\$ 502,601</u>	<u>\$ 344,767</u>	<u>\$ 429,767</u>	<u>\$ 530,377</u>
TOTAL AVAILABLE RESOURCES	<u>\$ 5,327,962</u>	<u>\$ 5,608,550</u>	<u>\$ 5,057,729</u>	<u>\$ 5,588,106</u>
EXPENDITURES:				
Transfer to Airport Fund	\$ 700,000	\$ -	\$ -	\$ -
Capital Projects (Cash Funded)				
Traffic Signal and ADA Improvements	-	-	-	1,500,000
TOTAL EXPENDITURES	<u>\$ 700,000</u>	<u>\$ -</u>	<u>\$ -</u>	<u>\$ 1,500,000</u>
ENDING FUND BALANCES	<u>\$ 4,627,962</u>	<u>\$ 5,608,550</u>	<u>\$ 5,057,729</u>	<u>\$ 4,088,106</u>
Fund Balance Percentage	0.0%	0.0%	0.0%	0.0%

**TOWN OF ADDISON  
AIRPORT FUND  
FY2021-22**

	Actual 2019-20	Budget 2020-21	Estimated 2020-21	Budget 2021-22
BEGINNING WORKING CAPITAL	\$ 7,264,401	\$ 5,611,884	\$ 6,134,545	\$ 5,152,471
REVENUES:				
Intergovernmental	\$ 1,431,219	\$ 50,000	\$ 50,000	\$ 50,000
Service Fees	971,011	783,150	1,058,107	1,320,272
Rental Income	4,421,924	4,305,960	4,305,960	5,635,534
Interest and Other Income	161,323	50,000	50,000	56,040
TOTAL OPERATIONAL REVENUE	<u>\$ 6,985,477</u>	<u>\$ 5,189,110</u>	<u>\$ 5,464,067</u>	<u>\$ 7,061,846</u>
Transfers from other funds	700,000	-	-	-
TOTAL REVENUES	<u>\$ 7,685,477</u>	<u>\$ 5,189,110</u>	<u>\$ 5,464,067</u>	<u>\$ 7,061,846</u>
TOTAL AVAILABLE RESOURCES	<u>\$ 14,949,878</u>	<u>\$ 10,800,994</u>	<u>\$ 11,598,612</u>	<u>\$ 12,214,317</u>
EXPENSES:				
Personnel Services	\$ 356,381	\$ 2,157,056	\$ 2,025,461	\$ 2,114,862
Supplies	40,793	61,900	52,291	57,200
Maintenance	69,292	479,730	660,860	745,119
Contractual Services	279,244	1,309,914	1,142,863	1,062,750
Capital Replacement / Lease	217,258	230,958	480,958	257,928
Debt Service	855,123	819,647	819,647	910,527
Capital Outlay	-	-	-	35,000
Operator Contract - Maintenance	3,060,383	-	-	-
Operator Contract - Management Fees	396,815	-	-	-
TOTAL OPERATIONAL EXPENSES	<u>\$ 5,275,289</u>	<u>\$ 5,059,205</u>	<u>\$ 5,182,080</u>	<u>\$ 5,183,386</u>
One-Time Decision Packages	-	51,000	51,000	16,000
Capital Projects (Cash Funded)				
Customs Facility	1,029,850	1,565,411	535,561	-
Bravo/Golf Taxiway Improvements	-	80,000	80,500	1,414,770
Airport Access & Security Improvements	-	-	-	-
Runway 15/33 Redesignation / Taxiway Alpha Rejuv.	-	-	100,000	-
Airport Wayfinding Signage	-	-	-	-
East Vehicle Service Road Realign/Reconstruction	-	-	-	-
Fuel Farm Exit Lane	691,922	-	-	-
Environmental Site Remediation	-	-	-	-
Collins Hangar Demolition	-	-	-	-
Fuel Road Reconstruction George Haddaway Dr.	751,899	-	-	-
Facility Repairs and Improvements	371,938	427,000	427,000	136,800
Wing Aviation Apron	-	-	-	-
EMASS Emergency Repairs	-	-	-	-
ADA Repairs and Improvements	-	31,500	70,000	31,500
Aircraft Rescue Firefighting Truck	694,435	-	-	-
TOTAL EXPENSES	<u>\$ 8,815,333</u>	<u>\$ 7,214,116</u>	<u>\$ 6,446,141</u>	<u>\$ 6,782,456</u>
ENDING WORKING CAPITAL	<u>\$ 6,134,545</u>	<u>\$ 3,586,878</u>	<u>\$ 5,152,471</u>	<u>\$ 5,431,861</u>
Working Capital Percentage	116.3%	70.9%	99.4%	104.8%

**TOWN OF ADDISON  
UTILITY FUND  
FY2021-22**

	Actual 2019-20	Budget 2020-21	Estimated 2020-21	Budget 2021-22
BEGINNING WORKING CAPITAL	\$ 6,509,475	\$ 4,923,551	\$ 6,383,618	\$ 5,956,407
REVENUES:				
Water Sales	\$ 7,460,287	\$ 7,502,499	\$ 7,502,499	\$ 7,738,852
Sewer Charges	5,380,789	6,270,477	6,270,477	6,500,903
Tap Fees & Other	21,565	17,500	17,500	17,500
Penalties	36,448	75,000	5,000	75,000
Interest and Other Income	127,436	108,500	58,500	108,500
TOTAL OPERATIONAL REVENUE	<u>\$ 13,026,525</u>	<u>\$ 13,973,976</u>	<u>\$ 13,853,976</u>	<u>\$ 14,440,755</u>
TOTAL AVAILABLE RESOURCES	<u>\$ 19,536,000</u>	<u>\$ 18,897,527</u>	<u>\$ 20,237,594</u>	<u>\$ 20,397,162</u>
EXPENSES:				
Personnel Services	\$ 1,943,252	\$ 2,318,042	\$ 2,191,297	\$ 2,549,211
Supplies	214,536	216,281	234,221	202,232
Maintenance	524,182	650,623	647,298	892,356
Contractual Services				
Water Purchases	3,506,330	3,652,672	3,652,672	4,224,277
Wastewater Treatment	3,427,714	3,746,596	3,746,596	3,727,622
Other Services	743,773	1,385,463	1,093,374	1,077,191
Capital Replacement / Lease	331,857	340,797	590,797	231,584
Debt Service	1,516,118	1,517,932	1,517,932	1,526,782
Capital Outlay	84,269	65,000	65,000	-
TOTAL OPERATIONAL EXPENSES	<u>\$ 12,292,031</u>	<u>\$ 13,893,406</u>	<u>\$ 13,739,187</u>	<u>\$ 14,431,255</u>
One-Time Decision Packages	-	350,000	350,000	245,000
Capital Projects (Cash Funded)				
Basin I Sanitary Sewer Re-route	860,351	-	167,000	-
Chlorine Booster Station	-	25,000	25,000	-
Beltway Drive/Belt Line Road Water Main Replacement	-	79,000	-	-
Lake Forest Drive Utility Improvements	-	59,000	-	59,000
Pipe Bursting - Julian Street to Addison Circle	-	-	-	42,000
TOTAL EXPENSES	<u>\$ 13,152,382</u>	<u>\$ 14,406,406</u>	<u>\$ 14,281,187</u>	<u>\$ 14,777,255</u>
ENDING WORKING CAPITAL	<u>\$ 6,383,618</u>	<u>\$ 4,491,121</u>	<u>\$ 5,956,407</u>	<u>\$ 5,619,907</u>
Working Capital Percentage	51.9%	32.3%	43.4%	38.9%

**TOWN OF ADDISON  
STORMWATER FUND  
FY2021-22**

	Actual 2019-20	Budget 2020-21	Estimated 2020-21	Budget 2021-22
BEGINNING WORKING CAPITAL	\$ 6,441,685	\$ 7,159,183	\$ 7,753,641	\$ 8,840,951
REVENUES:				
Licenses and Permits	\$ 1,916	\$ -	\$ -	\$ -
Drainage Fees	2,320,434	2,455,791	2,455,791	2,554,023
Interest and Other Income	109,045	40,000	4,000	20,000
TOTAL OPERATIONAL REVENUE	<u>\$ 2,431,395</u>	<u>\$ 2,495,791</u>	<u>\$ 2,459,791</u>	<u>\$ 2,574,023</u>
TOTAL AVAILABLE RESOURCES	<u>\$ 8,873,080</u>	<u>\$ 9,654,974</u>	<u>\$ 10,213,432</u>	<u>\$ 11,414,974</u>
EXPENSES:				
Personnel Services	\$ 275,450	\$ 313,093	\$ 311,912	\$ 396,777
Supplies	13,239	17,700	16,555	13,000
Maintenance	32,637	102,620	102,564	116,240
Contractual Services	173,065	310,224	310,224	327,351
Debt Service	543,141	542,266	542,616	555,266
Capital Outlay	48,524	-	-	146,000
TOTAL OPERATIONAL EXPENSES	<u>\$ 1,086,056</u>	<u>\$ 1,285,903</u>	<u>\$ 1,283,871</u>	<u>\$ 1,554,634</u>
One-Time Decision Packages	-	38,610	38,610	73,000
Capital Projects (Cash Funded)				
White Rock Creek Basin - Oak North Drive Improvements	33,383	-	-	-
Rawhide Creek Basin Improvements - Les Lacs Area	-	2,272,430	-	447,491
Winnwood Road Bridge Class Culvert Outlet Armoring	-	-	50,000	400,000
TOTAL EXPENSES	<u>\$ 1,119,439</u>	<u>\$ 3,596,943</u>	<u>\$ 1,372,481</u>	<u>\$ 2,475,125</u>
ENDING WORKING CAPITAL	<u>\$ 7,753,641</u>	<u>\$ 6,058,031</u>	<u>\$ 8,840,951</u>	<u>\$ 8,939,849</u>
Working Capital Percentage	713.9%	471.1%	688.6%	575.0%

**TOWN OF ADDISON  
ADDISON GROVE ESCROW FUND  
FY2021-22**

	Actual 2019-20	Budget 2020-21	Estimated 2020-21	Budget 2021-22
BEGINNING BALANCES	\$ 3,081,141	\$ 3,129,141	\$ 3,130,222	\$ 3,131,722
REVENUES:				
Interest and Other Income	\$ 49,081	\$ 25,000	\$ 1,500	\$ 2,000
TOTAL OPERATIONAL REVENUE	<u>\$ 49,081</u>	<u>\$ 25,000</u>	<u>\$ 1,500</u>	<u>\$ 2,000</u>
Transfers from other funds	-	-	-	-
TOTAL REVENUES	<u>\$ 49,081</u>	<u>\$ 25,000</u>	<u>\$ 1,500</u>	<u>\$ 2,000</u>
TOTAL AVAILABLE RESOURCES	<u>\$ 3,130,222</u>	<u>\$ 3,154,141</u>	<u>\$ 3,131,722</u>	<u>\$ 3,133,722</u>
ENDING FUND BALANCES	<u>\$ 3,130,222</u>	<u>\$ 3,154,141</u>	<u>\$ 3,131,722</u>	<u>\$ 3,133,722</u>
Fund Balance Percentage	0.0%	0.0%	0.0%	0.0%

**TOWN OF ADDISON  
PUBLIC SAFETY FUND  
FY2021-22**

	Actual 2019-20	Budget 2020-21	Estimated 2020-21	Budget 2021-22
BEGINNING BALANCES	\$ 56,887	\$ 63,409	\$ 66,445	\$ 66,074
REVENUES:				
Fines and Penalties	\$ 8,603	\$ -	\$ 37,500	\$ -
Interest and Other Income	955	1,000	1,000	1,000
TOTAL OPERATIONAL REVENUE	<u>\$ 9,558</u>	<u>\$ 1,000</u>	<u>\$ 38,500</u>	<u>\$ 1,000</u>
TOTAL REVENUES	<u>\$ 9,558</u>	<u>\$ 1,000</u>	<u>\$ 38,500</u>	<u>\$ 1,000</u>
TOTAL AVAILABLE RESOURCES	<u>\$ 66,445</u>	<u>\$ 64,409</u>	<u>\$ 104,945</u>	<u>\$ 67,074</u>
EXPENDITURES:				
Supplies	\$ -	\$ 64,409	\$ 38,871	\$ 64,149
TOTAL OPERATIONAL EXPENDITURES	<u>\$ -</u>	<u>\$ 64,409</u>	<u>\$ 38,871</u>	<u>\$ 64,149</u>
TOTAL EXPENDITURES	<u>\$ -</u>	<u>\$ 64,409</u>	<u>\$ 38,871</u>	<u>\$ 64,149</u>
ENDING FUND BALANCES	<u>\$ 66,445</u>	<u>\$ -</u>	<u>\$ 66,074</u>	<u>\$ 2,925</u>
Fund Balance Percentage	0.0%	0.0%	170.0%	0.0%

**TOWN OF ADDISON  
PEG FUND  
FY2021-22**

	Actual 2019-20	Budget 2020-21	Estimated 2020-21	Budget 2021-22
BEGINNING BALANCES	\$ 303,147	\$ 359,147	\$ 359,096	\$ 200,596
REVENUES:				
Franchise Fees	\$ 50,805	\$ 50,000	\$ 50,000	\$ 50,000
Interest and Other Income	5,144	1,500	1,500	1,500
TOTAL OPERATIONAL REVENUE	<u>\$ 55,949</u>	<u>\$ 51,500</u>	<u>\$ 51,500</u>	<u>\$ 51,500</u>
TOTAL REVENUES	<u>\$ 55,949</u>	<u>\$ 51,500</u>	<u>\$ 51,500</u>	<u>\$ 51,500</u>
TOTAL AVAILABLE RESOURCES	<u>\$ 359,096</u>	<u>\$ 410,647</u>	<u>\$ 410,596</u>	<u>\$ 252,096</u>
EXPENDITURES:				
Capital Outlay	\$ -	\$ 210,000	\$ 210,000	\$ 210,000
TOTAL OPERATIONAL EXPENDITURES	<u>\$ -</u>	<u>\$ 210,000</u>	<u>\$ 210,000</u>	<u>\$ 210,000</u>
TOTAL EXPENDITURES	<u>\$ -</u>	<u>\$ 210,000</u>	<u>\$ 210,000</u>	<u>\$ 210,000</u>
ENDING FUND BALANCES	<u>\$ 359,096</u>	<u>\$ 200,647</u>	<u>\$ 200,596</u>	<u>\$ 42,096</u>
Fund Balance Percentage	0.0%	95.5%	95.5%	20.0%



**TOWN OF ADDISON  
COURT TECHNOLOGY FUND  
FY2021-22**

	Actual 2019-20	Budget 2020-21	Estimated 2020-21	Budget 2021-22
BEGINNING BALANCES	\$ 27,832	\$ 24,931	\$ 27,651	\$ 24,821
REVENUES:				
Fines and Penalties	\$ 7,145	\$ 6,670	\$ 6,670	\$ 6,780
Interest and Other Income	486	500	500	500
TOTAL OPERATIONAL REVENUE	<u>\$ 7,631</u>	<u>\$ 7,170</u>	<u>\$ 7,170</u>	<u>\$ 7,280</u>
TOTAL REVENUES	<u>\$ 7,631</u>	<u>\$ 7,170</u>	<u>\$ 7,170</u>	<u>\$ 7,280</u>
TOTAL AVAILABLE RESOURCES	<u>\$ 35,463</u>	<u>\$ 32,101</u>	<u>\$ 34,821</u>	<u>\$ 32,101</u>
EXPENDITURES:				
Supplies	\$ 7,812	\$ 25,000	\$ 10,000	\$ -
Contractual Services	-	-	-	25,000
TOTAL OPERATIONAL EXPENDITURES	<u>\$ 7,812</u>	<u>\$ 25,000</u>	<u>\$ 10,000</u>	<u>\$ 25,000</u>
TOTAL EXPENDITURES	<u>\$ 7,812</u>	<u>\$ 25,000</u>	<u>\$ 10,000</u>	<u>\$ 25,000</u>
ENDING FUND BALANCES	<u>\$ 27,651</u>	<u>\$ 7,101</u>	<u>\$ 24,821</u>	<u>\$ 7,101</u>
Fund Balance Percentage	354.0%	28.4%	248.2%	28.4%

**TOWN OF ADDISON  
BUILDING SECURITY FUND  
FY2021-22**

	Actual 2019-20	Budget 2020-21	Estimated 2020-21	Budget 2021-22
BEGINNING BALANCES	\$ 37,495	\$ 23,145	\$ 32,841	\$ 34,591
REVENUES:				
Fines and Penalties	\$ 6,396	\$ 11,000	\$ 11,000	\$ 7,410
Interest and Other Income	538	750	750	750
TOTAL OPERATIONAL REVENUE	<u>\$ 6,934</u>	<u>\$ 11,750</u>	<u>\$ 11,750</u>	<u>\$ 8,160</u>
TOTAL REVENUES	<u>\$ 6,934</u>	<u>\$ 11,750</u>	<u>\$ 11,750</u>	<u>\$ 8,160</u>
TOTAL AVAILABLE RESOURCES	<u>\$ 44,429</u>	<u>\$ 34,895</u>	<u>\$ 44,591</u>	<u>\$ 42,751</u>
EXPENDITURES:				
Personnel Services	\$ 11,588	\$ 25,100	\$ 10,000	\$ 25,151
TOTAL OPERATIONAL EXPENDITURES	<u>\$ 11,588</u>	<u>\$ 25,100</u>	<u>\$ 10,000</u>	<u>\$ 25,151</u>
TOTAL EXPENDITURES	<u>\$ 11,588</u>	<u>\$ 25,100</u>	<u>\$ 10,000</u>	<u>\$ 25,151</u>
ENDING FUND BALANCES	<u>\$ 32,841</u>	<u>\$ 9,795</u>	<u>\$ 34,591</u>	<u>\$ 17,600</u>
Fund Balance Percentage	283.4%	39.0%	345.9%	70.0%

**TOWN OF ADDISON  
CHILD SAFETY FUND  
FY2021-22**

	Actual 2019-20	Budget 2020-21	Estimated 2020-21	Budget 2021-22
BEGINNING BALANCES	\$ 90,717	\$ 87,917	\$ 110,712	\$ 102,712
REVENUES:				
Fines and Penalties	\$ 18,442	\$ 11,000	\$ 11,000	\$ 11,000
Interest and Other Income	1,553	1,000	1,000	1,000
TOTAL OPERATIONAL REVENUE	<u>\$ 19,995</u>	<u>\$ 12,000</u>	<u>\$ 12,000</u>	<u>\$ 12,000</u>
TOTAL REVENUES	<u>\$ 19,995</u>	<u>\$ 12,000</u>	<u>\$ 12,000</u>	<u>\$ 12,000</u>
TOTAL AVAILABLE RESOURCES	<u>\$ 110,712</u>	<u>\$ 99,917</u>	<u>\$ 122,712</u>	<u>\$ 114,712</u>
EXPENDITURES:				
Supplies	\$ -	\$ 20,000	\$ 20,000	\$ -
Contractual Services	-	-	-	2,500
TOTAL OPERATIONAL EXPENDITURES	<u>\$ -</u>	<u>\$ 20,000</u>	<u>\$ 20,000</u>	<u>\$ 2,500</u>
TOTAL EXPENDITURES	<u>\$ -</u>	<u>\$ 20,000</u>	<u>\$ 20,000</u>	<u>\$ 2,500</u>
ENDING FUND BALANCES	<u>\$ 110,712</u>	<u>\$ 79,917</u>	<u>\$ 102,712</u>	<u>\$ 112,212</u>
Fund Balance Percentage	0.0%	399.6%	513.6%	4488.5%

**TOWN OF ADDISON  
JUSTICE ADMINISTRATION FUND  
FY2021-22**

	Actual 2019-20	Budget 2020-21	Estimated 2020-21	Budget 2021-22
BEGINNING BALANCES	\$ 23,829	\$ 22,578	\$ 27,994	\$ 26,204
REVENUES:				
Fines and Penalties	\$ 3,166	\$ 2,350	\$ 2,410	\$ 2,566
Interest and Other Income	999	800	800	800
TOTAL OPERATIONAL REVENUE	<u>\$ 4,165</u>	<u>\$ 3,150</u>	<u>\$ 3,210</u>	<u>\$ 3,366</u>
TOTAL REVENUES	<u>\$ 4,165</u>	<u>\$ 3,150</u>	<u>\$ 3,210</u>	<u>\$ 3,366</u>
TOTAL AVAILABLE RESOURCES	<u>\$ 27,994</u>	<u>\$ 25,728</u>	<u>\$ 31,204</u>	<u>\$ 29,570</u>
EXPENDITURES:				
Supplies	\$ -	\$ 4,000	\$ 4,000	\$ 4,000
Maintenance	-	1,000	1,000	1,000
TOTAL OPERATIONAL EXPENDITURES	<u>\$ -</u>	<u>\$ 5,000</u>	<u>\$ 5,000</u>	<u>\$ 5,000</u>
TOTAL EXPENDITURES	<u>\$ -</u>	<u>\$ 5,000</u>	<u>\$ 5,000</u>	<u>\$ 5,000</u>
ENDING FUND BALANCES	<u>\$ 27,994</u>	<u>\$ 20,728</u>	<u>\$ 26,204</u>	<u>\$ 24,570</u>
Fund Balance Percentage	0.0%	414.6%	524.1%	491.4%

**TOWN OF ADDISON**  
**INFORMATION TECHNOLOGY REPLACEMENT FUND**  
**FY2021-22**

	Actual 2019-20	Budget 2020-21	Estimated 2020-21	Budget 2021-22
BEGINNING WORKING CAPITAL	\$ 3,561,600	\$ 2,521,653	\$ 3,598,147	\$ 3,205,020
REVENUES:				
Service Fees	\$ 756,863	\$ 756,863	\$ 756,863	\$ 575,963
Interest and Other Income	358	5,000	10	-
TOTAL OPERATIONAL REVENUE	<u>\$ 757,221</u>	<u>\$ 761,863</u>	<u>\$ 756,873</u>	<u>\$ 575,963</u>
TOTAL REVENUES	<u>\$ 757,221</u>	<u>\$ 761,863</u>	<u>\$ 756,873</u>	<u>\$ 575,963</u>
TOTAL AVAILABLE RESOURCES	<u>\$ 4,318,821</u>	<u>\$ 3,283,516</u>	<u>\$ 4,355,020</u>	<u>\$ 3,780,983</u>
EXPENSES:				
Supplies	\$ 52,704	\$ -	\$ -	\$ 260,000
Maintenance	14,719	-	-	100,000
Contractual Services	18,309	-	-	-
Capital Outlay	634,942	1,650,000	1,150,000	510,000
TOTAL OPERATIONAL EXPENSES	<u>\$ 720,674</u>	<u>\$ 1,650,000</u>	<u>\$ 1,150,000</u>	<u>\$ 870,000</u>
TOTAL EXPENSES	<u>\$ 720,674</u>	<u>\$ 1,650,000</u>	<u>\$ 1,150,000</u>	<u>\$ 870,000</u>
ENDING WORKING CAPITAL	<u>\$ 3,598,147</u>	<u>\$ 1,633,516</u>	<u>\$ 3,205,020</u>	<u>\$ 2,910,983</u>
Working Capital Percentage	499.3%	99.0%	278.7%	334.6%
Equipment List				
Shared Network Equipment	\$ 634,942	\$ 700,000	\$ 700,000	\$ -
Shared Upgrade Monitoring Cameras	-	370,000	370,000	-
Police Taser Upgrade	-	60,000	60,000	-
Police Replace In-Car Video/Body Cams	-	250,000	-	510,000
Microsoft License Upgrades	-	-	-	100,000
Replace Mobile Device Computers	-	260,000	10,000	260,000
GPS Device	-	10,000	10,000	-
	<u>\$ 634,942</u>	<u>\$ 1,650,000</u>	<u>\$ 1,150,000</u>	<u>\$ 870,000</u>

**TOWN OF ADDISON  
CAPITAL REPLACEMENT FUND  
FY2021-22**

	Actual 2019-20	Budget 2020-21	Estimated 2020-21	Budget 2021-22
WORKING CAPITAL	\$ 3,437,569	\$ 3,755,225	\$ 3,759,469	\$ 3,877,750
REVENUES:				
Service Fees	\$ 1,288,000	\$ 1,288,000	\$ 1,288,000	\$ 1,215,000
Interest and Other Income	187,048	40,000	246,897	35,000
TOTAL OPERATIONAL REVENUE	<u>\$ 1,475,048</u>	<u>\$ 1,328,000</u>	<u>\$ 1,534,897</u>	<u>\$ 1,250,000</u>
TOTAL REVENUES	<u>\$ 1,475,048</u>	<u>\$ 1,328,000</u>	<u>\$ 1,534,897</u>	<u>\$ 1,250,000</u>
TOTAL AVAILABLE RESOURCES	<u>\$ 4,912,617</u>	<u>\$ 5,083,225</u>	<u>\$ 5,294,366</u>	<u>\$ 5,127,750</u>
EXPENSES				
Contractual Services	4,765	4,500	4,500	-
Capital Outlay	1,148,383	1,616,443	1,412,116	760,283
TOTAL OPERATIONAL EXPENSES	<u>\$ 1,153,148</u>	<u>\$ 1,620,943</u>	<u>\$ 1,416,616</u>	<u>\$ 760,283</u>
Transfers to other funds	-	-	-	-
TOTAL EXPENSES	<u>\$ 1,153,148</u>	<u>\$ 1,620,943</u>	<u>\$ 1,416,616</u>	<u>\$ 760,283</u>
ENDING WORKING CAPITAL	<u>\$ 3,759,469</u>	<u>\$ 3,462,282</u>	<u>\$ 3,877,750</u>	<u>\$ 4,367,467</u>
Working Capital Percentage	326.0%	213.6%	273.7%	574.5%

**TOWN OF ADDISON**  
**CAPITAL REPLACEMENT FUND (CONTINUED)**  
**FY2021-22**

	Actual 2019-20	Budget 2020-21	Estimated 2020-21	Budget 2021-22
Equipment List				
General Services F150 Crew Cab	-	-	-	39,100
General Services F250 Service Body	-	-	-	59,500
Police Motorcycles	-	-	-	60,000
Police Patrol Vehicles	777,145	135,000	135,000	-
Police Ford F250 Animal Control Unit	56,202	60,000	60,000	-
Police LT. SUV	25,950	-	-	-
Fire Frazer Ambulance	-	286,850	286,850	-
Fire Self Contained Breathing Apparatus	-	86,668	82,668	-
Fire Ford Interceptor	-	-	-	48,000
Fire Bobcat Club Car	28,000	-	-	-
Fire Ford F-350 XLT Ext Cab- Battalion	-	100,000	100,000	-
Fire STRYKER Cardiac Monitor	-	175,137	175,137	-
Development Services F150 Supercab	-	-	-	32,100
Streets Ford F550	73,068	-	-	-
Streets Ford F350 Extended Cab	-	35,000	30,551	-
Streets Ford F750 Aerial Body	-	200,000	-	165,033
Streets Backhoe	-	-	-	54,000
Parks Ford F350 Extended Cab	-	60,000	59,871	58,350
Parks Ford F350 Crew Cab	-	46,308	46,308	-
Parks Ford F350 Crew Cab	-	35,308	36,063	-
Parks Ford F150 Crew Cab	-	31,994	31,940	-
Parks Backhoe	89,727	-	-	-
Parks John Deere 835 XUV Gator	-	23,467	25,190	-
Parks John Deere 835 Gator w/ Sprayer	-	25,760	27,587	-
Recreation Life Fitness Weight Circuit	-	-	-	61,500
Airport Mini Transit Cargo Van	27,683	-	-	-
Airport Ford F150	27,735	-	-	-
Airport Ford F250 Extended Cab	-	43,000	43,000	-
Airport Ford F750 Super Duty	-	80,000	80,000	-
Airport Toyota Highlander	-	45,000	45,000	-
Airport (2) Grasshopper Lawn Mowers	-	25,400	25,400	-
Utilities Ford F250	-	42,421	42,421	-
Utilities Ford F350	42,873	43,130	43,130	-
Utilities Ford F150	-	36,000	36,000	32,700
Utilities PipeHunter Vacuum Truck	-	-	-	150,000
	<b>\$ 1,148,383</b>	<b>\$ 1,616,443</b>	<b>\$ 1,412,116</b>	<b>\$ 760,283</b>

**TOWN OF ADDISON  
FACILITY MAINTENANCE FUND  
FY2021-22**

	Actual 2019-20	Budget 2020-21	Estimated 2020-21	Budget 2021-22
WORKING CAPITAL	\$ -	\$ -	\$ -	\$ 1,000,000
REVENUES:				
Service Fees	\$ -	\$ -	\$ 1,000,000	\$ 150,000
Interest and Other Income	-	-	-	-
TOTAL OPERATIONAL REVENUE	<u>\$ -</u>	<u>\$ -</u>	<u>\$ 1,000,000</u>	<u>\$ 150,000</u>
TOTAL REVENUES	<u>\$ -</u>	<u>\$ -</u>	<u>\$ 1,000,000</u>	<u>\$ 150,000</u>
TOTAL AVAILABLE RESOURCES	<u>\$ -</u>	<u>\$ -</u>	<u>\$ 1,000,000</u>	<u>\$ 1,150,000</u>
EXPENSES				
Maintenance	\$ -	\$ -	\$ -	\$ 327,500
Capital Outlay	-	-	-	22,500
TOTAL OPERATIONAL EXPENSES	<u>\$ -</u>	<u>\$ -</u>	<u>\$ -</u>	<u>\$ 350,000</u>
Transfers to other funds	-	-	-	-
TOTAL EXPENSES	<u>\$ -</u>	<u>\$ -</u>	<u>\$ -</u>	<u>\$ 350,000</u>
ENDING WORKING CAPITAL	<u>\$ -</u>	<u>\$ -</u>	<u>\$ 1,000,000</u>	<u>\$ 800,000</u>
Working Capital Percentage	0.0%	0.0%	0.0%	228.6%
Project List				
Fire Station 2 Restroom Accessibility	\$ -	\$ -	\$ -	\$ 15,500
Vitruvian Restrooms Cracking Repair	-	-	-	40,000
Central Fire Cast Stone Repair	-	-	-	55,000
Athletic Club Monument Sign	-	-	-	7,000
	<u>\$ -</u>	<u>\$ -</u>	<u>\$ -</u>	<u>\$ 117,500</u>



**TOWN OF ADDISON  
DECISION PACKAGE REQUESTS  
SUMMARY**

	REQUESTED			APPROVED		
	Recurring	One-Time	Total	Recurring	One-Time	Total
<b>GENERAL FUND</b>						
<b>Combined Services</b>						
1 Legal Services	\$ 50,000	\$ -	\$ 50,000	\$ 50,000	\$ -	\$ 50,000
2 Martin Luther King Jr. Day Holiday	\$ 32,479	\$ -	\$ 32,479	\$ 32,479	\$ -	\$ 32,479
3 HSA Employer Contribution	\$ 20,000	\$ -	\$ 20,000	\$ -	\$ -	\$ -
	<b>\$ 102,479</b>	<b>\$ -</b>	<b>\$ 102,479</b>	<b>\$ 82,479</b>	<b>\$ -</b>	<b>\$ 82,479</b>
<b>Development</b>						
1 Plan Reviewer Hardware Upgrades	\$ -	\$ 10,000	\$ 10,000	\$ -	\$ -	\$ -
2 Code Enforcement Officer (New Position)	\$ 83,508	\$ -	\$ 83,508	\$ 83,508	\$ -	\$ 83,508
3 Interactive Voice Response System	\$ 10,000	\$ 55,000	\$ 65,000	\$ -	\$ -	\$ -
4 Promotion to Senior Permit Technician	\$ 6,693	\$ -	\$ 6,693	\$ 3,035	\$ -	\$ 3,035
	<b>\$ 100,201</b>	<b>\$ 65,000</b>	<b>\$ 165,201</b>	<b>\$ 86,543</b>	<b>\$ -</b>	<b>\$ 86,543</b>
<b>Finance</b>						
1 Equity Adjustment for Accounting Manager	\$ 5,862	\$ -	\$ 5,862	\$ 5,862	\$ -	\$ 5,862
2 ResourceX Full PBB Conversion	\$ 3,000	\$ 7,500	\$ 10,500	\$ -	\$ -	\$ -
	<b>\$ 8,862</b>	<b>\$ 7,500</b>	<b>\$ 16,362</b>	<b>\$ 5,862</b>	<b>\$ -</b>	<b>\$ 5,862</b>
<b>Fire</b>						
1 Emergency Manager (New Position)	\$ 131,833	\$ 2,500	\$ 134,333	\$ -	\$ -	\$ -
2 Advanced Gear Cleaning/Inspection	\$ 20,000	\$ -	\$ 20,000	\$ 20,000	\$ -	\$ 20,000
3 EMS Supplies	\$ 15,000	\$ -	\$ 15,000	\$ 15,000	\$ -	\$ 15,000
	<b>\$ 166,833</b>	<b>\$ 2,500</b>	<b>\$ 169,333</b>	<b>\$ 35,000</b>	<b>\$ -</b>	<b>\$ 35,000</b>
<b>General Services</b>						
1 Facility Security Pilot	\$ -	\$ 110,000	\$ 110,000	\$ -	\$ -	\$ -
2 Underground Storage Tank Replacement	\$ -	\$ 1,500,000	\$ 1,500,000	\$ -	\$ -	\$ -
3 Central Fire Station Improvements	\$ -	\$ 51,800	\$ 51,800	\$ -	\$ -	\$ -
	<b>\$ -</b>	<b>\$ 1,661,800</b>	<b>\$ 1,661,800</b>	<b>\$ -</b>	<b>\$ -</b>	<b>\$ -</b>
<b>Human Resources</b>						
1 Equity Adjustment for Talent Acquisition Partner	\$ 3,824	\$ -	\$ 3,824	\$ 3,824	\$ -	\$ 3,824
	<b>\$ 3,824</b>	<b>\$ -</b>	<b>\$ 3,824</b>	<b>\$ 3,824</b>	<b>\$ -</b>	<b>\$ 3,824</b>

**TOWN OF ADDISON  
DECISION PACKAGE REQUESTS  
SUMMARY**

	REQUESTED			APPROVED			
	Recurring	One-Time	Total	Recurring	One-Time	Total	FTEs
<b>Information Technology</b>							
1 Promotion to Management Assistant	\$ 4,083	\$ -	\$ 4,083	\$ 4,083	\$ -	\$ 4,083	0.0
	<b>\$ 4,083</b>	<b>\$ -</b>	<b>\$ 4,083</b>	<b>\$ 4,083</b>	<b>\$ -</b>	<b>\$ 4,083</b>	<b>0.0</b>
<b>Parks</b>							
1 Trash & Projects Crew (Promotion to Parks Supervisor and Contract Labor)	\$ 65,350	\$ -	\$ 65,350	\$ 28,532	\$ -	\$ 28,532	0.0
2 Les Lacs Park Court Conversion	\$ 1,500	\$ -	\$ 1,500	\$ 1,500	\$ -	\$ 1,500	0.0
3 Spruill Dog Park Artificial Installation	\$ 12,400	\$ 204,600	\$ 217,000	\$ -	\$ -	\$ -	0.0
4 Addison Circle Park Maintenance	\$ 232,176	\$ -	\$ 232,176	\$ -	\$ -	\$ -	0.0
5 Addison Circle Park Modifications	\$ -	\$ 133,100	\$ 133,100	\$ -	\$ -	\$ -	0.0
	<b>\$ 311,426</b>	<b>\$ 337,700</b>	<b>\$ 649,126</b>	<b>\$ 30,032</b>	<b>\$ -</b>	<b>\$ 30,032</b>	<b>0.0</b>
<b>Police</b>							
1 Promotion to Management Assistant	\$ 2,926	\$ -	\$ 2,926	\$ 2,926	\$ -	\$ 2,926	0.0
2 Animal Control Office Space	\$ 162,240	\$ 4,600	\$ 166,840	\$ -	\$ -	\$ -	0.0
3 Records Clerk (New Position)	\$ 54,119	\$ -	\$ 54,119	\$ -	\$ -	\$ -	0.0
4 Forensics - Private Lab Services	\$ 28,000	\$ -	\$ 28,000	\$ -	\$ -	\$ -	0.0
	<b>\$ 247,285</b>	<b>\$ 4,600</b>	<b>\$ 251,885</b>	<b>\$ 2,926</b>	<b>\$ -</b>	<b>\$ 2,926</b>	<b>0.0</b>
<b>Recreation</b>							
1 Core Building Updates	\$ -	\$ 442,500	\$ 442,500	\$ -	\$ -	\$ -	0.0
2 Promotion to Recreation Manager	\$ 11,231	\$ -	\$ 11,231	\$ 5,092	\$ -	\$ 5,092	0.0
3 Outdoor Weather Warning System	\$ 3,300	\$ 19,798	\$ 23,098	\$ -	\$ -	\$ -	0.0
	<b>\$ 14,531</b>	<b>\$ 462,298</b>	<b>\$ 476,829</b>	<b>\$ 5,092</b>	<b>\$ -</b>	<b>\$ 5,092</b>	<b>0.0</b>
<b>Streets</b>							
1 Street and Sidewalk Maintenance (Recurring)	\$ 200,000	\$ -	\$ 200,000	\$ -	\$ -	\$ -	0.0
2 Redding Trail Safety Crossing Improvements	\$ -	\$ 85,000	\$ 85,000	\$ -	\$ -	\$ -	0.0
	<b>\$ 200,000</b>	<b>\$ 85,000</b>	<b>\$ 285,000</b>	<b>\$ -</b>	<b>\$ -</b>	<b>\$ -</b>	<b>0.0</b>
<b>GENERAL FUND TOTAL</b>	<b>\$ 1,159,524</b>	<b>\$ 2,626,398</b>	<b>\$ 3,785,922</b>	<b>\$ 255,841</b>	<b>\$ -</b>	<b>\$ 255,841</b>	<b>1.0</b>

**TOWN OF ADDISON  
DECISION PACKAGE REQUESTS  
SUMMARY**

	REQUESTED			APPROVED		
	Recurring	One-Time	Total	Recurring	One-Time	Total
<b>HOTEL FUND</b>						
<b>Hotel</b>						
1 Event Sponsorship Specialist (New Position)	\$ (6,661)	\$ 2,000	\$ (4,661)	\$ -	\$ -	\$ -
	<b>\$ (6,661)</b>	<b>\$ 2,000</b>	<b>\$ (4,661)</b>	<b>\$ -</b>	<b>\$ -</b>	<b>\$ -</b>
<b>HOTEL FUND TOTAL</b>	<b>\$ (6,661)</b>	<b>\$ 2,000</b>	<b>\$ (4,661)</b>	<b>\$ -</b>	<b>\$ -</b>	<b>\$ -</b>
<b>AIRPORT FUND</b>						
<b>Airport</b>						
1 GASB 87 Lease/Vision Part 2	\$ -	\$ 16,000	\$ 16,000	\$ -	\$ 16,000	\$ 16,000
2 Autoclave	\$ -	\$ 46,000	\$ 46,000	\$ -	\$ -	\$ -
	<b>\$ -</b>	<b>\$ 62,000</b>	<b>\$ 62,000</b>	<b>\$ -</b>	<b>\$ 16,000</b>	<b>\$ 16,000</b>
<b>AIRPORT FUND TOTAL</b>	<b>\$ -</b>	<b>\$ 62,000</b>	<b>\$ 62,000</b>	<b>\$ -</b>	<b>\$ 16,000</b>	<b>\$ 16,000</b>
<b>ECONOMIC DEVELOPMENT FUND</b>						
<b>Economic Development</b>						
1 Economic Development Incentive Bank	\$ 100,000	\$ -	\$ 100,000	\$ -	\$ -	\$ -
2 Promotion to Tourism Manager	\$ 10,525	\$ -	\$ 10,525	\$ -	\$ -	\$ -
	<b>\$ 110,525</b>	<b>\$ -</b>	<b>\$ 110,525</b>	<b>\$ -</b>	<b>\$ -</b>	<b>\$ -</b>
<b>ECONOMIC DEVELOPMENT FUND TOTAL</b>	<b>\$ 110,525</b>	<b>\$ -</b>	<b>\$ 110,525</b>	<b>\$ -</b>	<b>\$ -</b>	<b>\$ -</b>
<b>STORMWATER FUND</b>						
<b>Stormwater</b>						
1 Vitruvian Park Erosion	\$ 12,000	\$ 73,000	\$ 85,000	\$ 12,000	\$ 73,000	\$ 85,000
	<b>\$ 12,000</b>	<b>\$ 73,000</b>	<b>\$ 85,000</b>	<b>\$ 12,000</b>	<b>\$ 73,000</b>	<b>\$ 85,000</b>
<b>STORMWATER FUND TOTAL</b>	<b>\$ 12,000</b>	<b>\$ 73,000</b>	<b>\$ 85,000</b>	<b>\$ 12,000</b>	<b>\$ 73,000</b>	<b>\$ 85,000</b>
<b>UTILITY FUND</b>						
<b>Utility Administration</b>						
1 Credit Card Fees Coverage for Utility Billing	\$ 45,675	\$ -	\$ 45,675	\$ 45,675	\$ -	\$ 45,675
2 Celestial Pump Station Landscaping and Office Space Improvements	\$ -	\$ 130,000	\$ 130,000	\$ -	\$ 65,000	\$ 65,000
3 State Required SB3 Emergency Preparedness Plan	\$ -	\$ 100,000	\$ 100,000	\$ -	\$ 30,000	\$ 30,000
4 Utility Repair IDIQ Contract	\$ 150,000	\$ -	\$ 150,000	\$ -	\$ 150,000	\$ 150,000
5 Fire Hydrant Painting Contract	\$ 35,000	\$ -	\$ 35,000	\$ 35,000	\$ -	\$ 35,000
	<b>\$ 230,675</b>	<b>\$ 230,000</b>	<b>\$ 460,675</b>	<b>\$ 80,675</b>	<b>\$ 245,000</b>	<b>\$ 325,675</b>
<b>UTILITY FUND TOTAL</b>	<b>\$ 230,675</b>	<b>\$ 230,000</b>	<b>\$ 460,675</b>	<b>\$ 80,675</b>	<b>\$ 245,000</b>	<b>\$ 325,675</b>

**TOWN OF ADDISON  
DECISION PACKAGE REQUESTS  
SUMMARY**

	REQUESTED			APPROVED			
	Recurring	One-Time	Total	Recurring	One-Time	Total	FTEs
<b>SELF-FUNDED SPECIAL PROJECTS FUND</b>							
<b>City Manager's Office</b>							
1 Special Services Consultants	\$ -	\$ 50,000	\$ 50,000	\$ -	\$ 25,000	\$ 25,000	0.0
	<b>\$ -</b>	<b>\$ 50,000</b>	<b>\$ 50,000</b>	<b>\$ -</b>	<b>\$ 25,000</b>	<b>\$ 25,000</b>	<b>0.0</b>
<b>Development</b>							
1 Long Range Planning Services	\$ -	\$ 250,000	\$ 250,000	\$ -	\$ 140,000	\$ 140,000	0.0
2 Code Enforcement Officer (Computer & Equipment)	\$ -	\$ 38,000	\$ 38,000	\$ -	\$ 38,000	\$ 38,000	0.0
	<b>\$ -</b>	<b>\$ 288,000</b>	<b>\$ 288,000</b>	<b>\$ -</b>	<b>\$ 178,000</b>	<b>\$ 178,000</b>	<b>0.0</b>
<b>Fire</b>							
1 Bail-out Rescue System	\$ -	\$ 27,000	\$ 27,000	\$ -	\$ 27,000	\$ 27,000	0.0
	<b>\$ -</b>	<b>\$ 27,000</b>	<b>\$ 27,000</b>	<b>\$ -</b>	<b>\$ 27,000</b>	<b>\$ 27,000</b>	<b>0.0</b>
<b>General Services</b>							
1 Facility Study Phase 2	\$ -	\$ 125,000	\$ 125,000	\$ -	\$ 125,000	\$ 125,000	0.0
	<b>\$ -</b>	<b>\$ 125,000</b>	<b>\$ 125,000</b>	<b>\$ -</b>	<b>\$ 125,000</b>	<b>\$ 125,000</b>	<b>0.0</b>
<b>Human Resources</b>							
1 Employee Handbook	\$ -	\$ 12,000	\$ 12,000	\$ -	\$ 12,000	\$ 12,000	0.0
2 ICMA-RC/Mission Square Plan Review Study	\$ -	\$ 25,000	\$ 25,000	\$ -	\$ 25,000	\$ 25,000	0.0
	<b>\$ -</b>	<b>\$ 37,000</b>	<b>\$ 37,000</b>	<b>\$ -</b>	<b>\$ 37,000</b>	<b>\$ 37,000</b>	<b>0.0</b>
<b>Parks</b>							
1 Trash & Projects Crew (Vehicle & Equipment)	\$ -	\$ 79,515	\$ 79,515	\$ -	\$ 79,515	\$ 79,515	0.0
2 Les Lacs Park Court Conversion	\$ -	\$ 272,598	\$ 272,598	\$ -	\$ 116,000	\$ 116,000	0.0
3 Trail Master Plan Implementation	\$ -	\$ 116,000	\$ 116,000	\$ -	\$ 66,000	\$ 66,000	0.0
	<b>\$ -</b>	<b>\$ 468,113</b>	<b>\$ 468,113</b>	<b>\$ -</b>	<b>\$ 261,515</b>	<b>\$ 261,515</b>	<b>0.0</b>
<b>Police</b>							
1 Forensics - Computer Hardware/Software	\$ -	\$ 25,000	\$ 25,000	\$ -	\$ 25,000	\$ 25,000	0.0
	<b>\$ -</b>	<b>\$ 25,000</b>	<b>\$ 25,000</b>	<b>\$ -</b>	<b>\$ 25,000</b>	<b>\$ 25,000</b>	<b>0.0</b>
<b>SELF-FUNDED SPECIAL PROJECTS FUND TOTAL</b>	<b>\$ -</b>	<b>\$ 1,020,113</b>	<b>\$ 1,020,113</b>	<b>\$ -</b>	<b>\$ 678,515</b>	<b>\$ 678,515</b>	<b>0.0</b>
<b>STREETS SELF-FUNDED PROJECTS FUND</b>							
<b>Streets</b>							
1 Belt Line and Addison Rd Maintenance	\$ -	\$ 1,380,000	\$ 1,380,000	\$ -	\$ 1,380,000	\$ 1,380,000	0.0
2 Street Maintenance and Repairs (One-Time)	\$ -	\$ 600,000	\$ 600,000	\$ -	\$ 600,000	\$ 600,000	0.0
	<b>\$ -</b>	<b>\$ 1,980,000</b>	<b>\$ 1,980,000</b>	<b>\$ -</b>	<b>\$ 1,980,000</b>	<b>\$ 1,980,000</b>	<b>0.0</b>
<b>STREETS SELF-FUNDED PROJECTS FUND TOTAL</b>	<b>\$ -</b>	<b>\$ 1,980,000</b>	<b>\$ 1,980,000</b>	<b>\$ -</b>	<b>\$ 1,980,000</b>	<b>\$ 1,980,000</b>	<b>\$ -</b>

**TOWN OF ADDISON  
DECISION PACKAGE REQUESTS  
SUMMARY**

	REQUESTED			APPROVED		
	Recurring	One-Time	Total	Recurring	One-Time	Total
<b>FACILITY MAINTENANCE FUND</b>						
<b>General Services</b>						
1 Emergency Maintenance	\$ 200,000	\$ -	\$ 200,000	\$ 200,000	\$ -	\$ 200,000
2 ADA Compliance	\$ -	\$ 114,800	\$ 114,800	\$ -	\$ 15,500	\$ 15,500
3 Facilities Planned Maintenance	\$ -	\$ 350,420	\$ 350,420	\$ -	\$ 134,500	\$ 134,500
	<b>\$ 200,000</b>	<b>\$ 465,220</b>	<b>\$ 665,220</b>	<b>\$ 200,000</b>	<b>\$ 150,000</b>	<b>\$ 350,000</b>
<b>FACILITY MAINTENANCE FUND TOTAL</b>	<b>\$ 200,000</b>	<b>\$ 465,220</b>	<b>\$ 665,220</b>	<b>\$ 200,000</b>	<b>\$ 150,000</b>	<b>\$ 350,000</b>
<b>TOTAL OPERATING FUNDS</b>	<b>\$ 1,706,063</b>	<b>\$ 6,458,731</b>	<b>\$ 8,164,794</b>	<b>\$ 548,516</b>	<b>\$ 3,142,515</b>	<b>\$ 3,691,031</b>
<b>CAPITAL IMPROVEMENT PROGRAM</b>						
<b>Capital</b>						
1 Beltway Trail Implementation	\$ -	\$ 1,800,000	\$ 1,800,000	\$ -	\$ -	\$ -
2 Town Park Improvements	\$ -	\$ 510,000	\$ 510,000	\$ -	\$ -	\$ -
3 Westgrove Trail Implementation	\$ -	\$ 3,450,000	\$ 3,450,000	\$ -	\$ -	\$ -
4 Water Meter Modernization Project	\$ -	\$ 2,450,000	\$ 2,450,000	\$ -	\$ -	\$ -
5 Vitruvian Park Phase 9, Block 701 <sup>(1)</sup>	\$ -	\$ 1,034,713	\$ 1,034,713	\$ -	\$ 1,034,713	\$ 1,034,713
6 Traffic Signal and ADA Improvements	\$ -	\$ 1,500,000	\$ 1,500,000	\$ -	\$ 1,500,000	\$ 1,500,000
7 Surveyor Pump Station Electrical Upgrades <sup>(2)</sup>	\$ -	\$ 980,000	\$ 980,000	\$ -	\$ 980,000	\$ 980,000
	<b>\$ -</b>	<b>\$ 11,724,713</b>	<b>\$ 11,724,713</b>	<b>\$ -</b>	<b>\$ 3,514,713</b>	<b>\$ 3,514,713</b>
<b>CAPITAL IMPROVEMENT PROGRAM TOTAL</b>	<b>\$ -</b>	<b>\$ 11,724,713</b>	<b>\$ 11,724,713</b>	<b>\$ -</b>	<b>\$ 3,514,713</b>	<b>\$ 3,514,713</b>
<b>TOTAL ALL FUNDS</b>	<b>\$ 1,706,063</b>	<b>\$ 18,183,444</b>	<b>\$ 19,889,507</b>	<b>\$ 548,516</b>	<b>\$ 6,657,228</b>	<b>\$ 7,205,744</b>

**Notes:**

- (1) Vitruvian Park Phase 9, Block 701 is a multiyear project with a total cost of \$1,034,713 of which \$193,483 is included in the FY 2022 budget and \$841,230 is anticipated to be spent in FY 2023.
- (2) Surveyor Pump Station Electrical Upgrades is a multiyear project with a total cost of \$980,000 of which \$220,000 is included in the FY 2022 budget and \$760,000 is anticipated to be spent in FY 2023.

THIS PAGE  
INTENTIONALLY  
LEFT BLANK

**TOWN OF ADDISON  
CAPITAL IMPROVEMENTS PROGRAM ALL FUNDS SUMMARY  
FY2021-22**

	Estimated 2020-21	Budget 2021-22	Budget 2022-23	Budget 2023-24	Budget 2024-25	Project Total
<b>FUNDS</b>						
General Obligation & Cert. of Obligation	\$ 16,133,244	\$ 33,038,651	\$ 23,131,230	\$ 24,678,835	\$ 16,177,000	\$ 113,158,960
Streets Self-Funded Fund	-	-	-	-	450,000	450,000
Infrastructure Investment Fund	-	1,500,000	-	-	-	1,500,000
Utility Certificates of Obligation	2,547,330	3,582,243	2,775,000	4,650,000	1,362,000	14,916,573
Utility Fund Cash Reserves	192,000	101,000	199,000	243,000	151,000	886,000
Stormwater Certificates of Obligation	200,000	702,509	-	-	-	902,509
Stormwater Fund Cash Reserves	50,000	847,491	2,827,000	3,506,000	973,000	8,203,491
Airport Fund Certificates of Obligation	1,808,888	-	-	-	-	1,808,888
Airport Fund Grant Funds	2,799,500	5,840,530	111,600	1,009,800	-	9,761,430
Airport Fund Cash Reserves	1,213,061	1,583,070	104,700	564,200	72,000	3,537,031
Hotel Fund	14,000	-	-	-	-	14,000
<b>TOTAL</b>	<b>\$ 24,958,023</b>	<b>\$ 47,195,494</b>	<b>\$ 29,148,530</b>	<b>\$ 34,651,835</b>	<b>\$ 19,185,000</b>	<b>\$ 155,138,882</b>

**TOWN OF ADDISON  
GENERAL GOVERNMENT CAPITAL IMPROVEMENTS PROGRAM  
FY2021-22**

	Actual Prior Years	Estimated 2020-21	Budget 2021-22	Budget 2022-23	Budget 2023-24	Budget 2024-25	Project Total
<b>FUNDING SOURCES:</b>							
General Obligation Bonds Series 2012	\$ 8,213,778	\$ 5,745,212	\$ 968,612	\$ 35,000	\$ 74,409	\$ 35,000	
General Obligation Bonds Series 2013	-	208,000	-	-	-	-	
General Obligation Bonds Series 2014	3,106,004	167,621	-	-	-	-	
Streets Self-Funded Fund	35,197	-	-	-	-	450,000	
Certificates of Obligation Series 2019	1,694,674	6,000,000	9,612,687	841,230	-	-	
General Obligation Bonds Series 2020	1,523,811	2,097,119	8,027,644	3,000,000	-	-	
General Obligation Bonds Series 2021	-	1,915,292	14,179,708	-	-	-	
Combination GO/CO Bonds Series 2022	-	-	250,000	19,255,000	-	-	
General Obligation Bonds Series 2023	-	-	-	-	24,604,426	-	
General Obligation Bonds Series 2024	-	-	-	-	-	16,142,000	
		<b>\$ 16,133,244</b>	<b>\$ 33,038,651</b>	<b>\$ 23,131,230</b>	<b>\$ 24,678,835</b>	<b>\$ 16,627,000</b>	
<b>PROJECTS</b>							
Vitruvian Water Rights Permit Compliance	1,129,978	35,000	35,000	35,000	35,000	35,000	1,304,978
Vitruvian West Streetscape and Bella Lane Extension	220,260	1,565,000	2,185,000	-	-	-	3,970,260
Belt Line Road Phase 1.5	1,791,930	264,137	-	-	-	-	2,056,067
Pedestrian Connectivity - Quorum	43,490	-	-	-	39,409	450,000	532,899
Pedestrian Connectivity - Cotton Belt/Silver Line	-	307,469	-	-	-	-	307,469
Police Record Management System	4,909,824	90,176	-	-	-	-	5,000,000
License Plate Recognition and Optical Camera System Expansion	616,388	1,000,000	383,612	-	-	-	2,000,000
Midway Road Reconstruction	4,320,973	8,375,861	15,784,204	10,375,000	2,000,000	-	40,856,038
Belt Line Electronic Signage	16,810	483,190	-	-	-	-	500,000
Keller Springs Reconstruction	466,722	1,405,634	8,027,644	3,000,000	-	-	12,900,000
Airport Parkway Reconstruction	344,144	299,430	-	1,500,000	7,256,426	-	9,400,000
HVAC Replacements	54,661	525,339	700,000	255,000	-	-	1,535,000
Roof Replacements	13,500	796,500	2,390,000	800,000	-	-	4,000,000
Locker Room Reconfiguration	42,075	369,035	1,144,925	-	-	-	1,556,035
Gymnasium and Track Improvements	12,600	156,679	293,400	-	-	-	462,679
Pool Modernization	27,450	287,453	694,550	-	-	-	1,009,453
Advanced Traffic Management System	562,659	37,341	-	-	-	-	600,000
Police Gun Range Air Filtration	-	100,000	260,000	-	-	-	360,000
ADA Improvements	-	35,000	465,000	1,000,000	-	-	1,500,000
Trail Rehab, Expansion, Wayfinding	-	-	412,725	-	-	-	412,725
Quorum Drive Reconstruction	-	-	-	3,160,000	10,000,000	13,142,000	26,302,000
Montfort Drive Reconstruction	-	-	-	900,000	3,400,000	3,000,000	7,300,000
Les Lacs Pond Improvements	-	-	69,108	1,265,000	1,948,000	-	3,282,108
Vitruvian Park Phase 9, Block 701	-	-	193,483	841,230	-	-	1,034,713
<b>TOTAL</b>	<b>\$ 14,573,464</b>	<b>\$ 16,133,244</b>	<b>\$ 33,038,651</b>	<b>\$ 23,131,230</b>	<b>\$ 24,678,835</b>	<b>\$ 16,627,000</b>	<b>\$ 128,182,424</b>



**TOWN OF ADDISON  
GENERAL GOVERNMENT CAPITAL IMPROVEMENT PROJECTS  
FY2021-22**

**PROJECT NAME:** Vitruvian Water Rights Permit Compliance

**Description:** Cost associated with securing an amended water rights permit and any fine from TCEQ associated with non-

**Justification:** Vitruvian development was approved in several phases. Phases 1-3, 5, and 8 have been built. The Town is responsible for the construction of the public infrastructure, and bonds were sold for these expenditures.

**Phase:** The project is currently in process.

**Status:** This project is ongoing.

<b>Funding</b>	Project to Date	Est 2021	2022	2023	2024	2025	Project Total
Bond Funds	\$ 1,129,978	\$ 35,000	\$ 35,000	\$ 35,000	\$ 35,000	\$ 35,000	\$ 1,304,978
<b>Expenditures</b>							
<i>Construction</i>	\$ 1,129,978	\$ 35,000	\$ 35,000	\$ 35,000	\$ 35,000	\$ 35,000	\$ 1,304,978
<b>Total</b>	\$ 1,129,978	\$ 35,000	\$ 35,000	\$ 35,000	\$ 35,000	\$ 35,000	\$ 1,304,978

**PROJECT NAME:** Vitruvian West Streetscape and Bella Lane Extension

**Description:** Continue build out of the planned development at Vitruvian and the associated public infrastructure. In FY2021, public infrastructure construction was the streetscape associated with Vitruvian West 2 and Vitruvian West 3. The Town was also responsible for the design and construction of a well pad for a well into Trinity Aquifer at an estimated cost of \$250,000. Phase IV, which is the extension of Bella Lane to Alpha Road, is anticipated to start in FY2021 and be completed in FY 2022.

**Justification:** Vitruvian development was approved in several phases. Phases 1-3, 5, and 8 have been built. The Town is responsible for the construction of the public infrastructure, and bonds were sold for these expenditures.

**Phase:** Well pad construction and Vitruvian West 2 streetscape is complete while the other projects are currently in the engineering phase.

**Status:** Vitruvian West 2 streetscape and well construction has been completed. The Bella Road extension has been designed with construction anticipated to begin prior to the end of fiscal year 2021. Construction of the Bella Lane extension is anticipated to be completed in fiscal year 2022 along with Vitruvian West 3 streetscape.

<b>Funding</b>	Project to Date	Est 2021	2022	2023	2024	2025	Project Total
Bond Funds	\$ 220,260	\$ 1,565,000	\$ 2,185,000	\$ -	\$ -	\$ -	\$ 3,970,260
<b>Expenditures</b>							
<i>Design</i>	\$ 45,465	\$ 565,000	\$ -	\$ -	\$ -	\$ -	\$ 610,465
<i>Construction</i>	174,795	1,000,000	2,185,000	-	-	-	3,359,795
<b>Total</b>	\$ 220,260	\$ 1,565,000	\$ 2,185,000	\$ -	\$ -	\$ -	\$ 3,970,260

**TOWN OF ADDISON  
GENERAL GOVERNMENT CAPITAL IMPROVEMENT PROJECTS  
FY2021-22**

**PROJECT NAME:** Belt Line Road Phase 1.5

**Description:** Belt Line Road Phase 1.5 is the enhancement phase of the Belt Line project between Marsh and Midway. It includes landscaping, irrigation, signage, small amounts of paving, seating, litter receptacles and bus stops. The masterplan for the enhancements builds on the Addison Brand.

**Justification:** Belt Line Road is one of the main thoroughfares for the Town. It is lined by local businesses, used daily by residents and is often the primary means guests use to interact with the Town. Enhancement of this corridor could help improve economic vitality of local businesses, encourage and attract quality redevelopment, strengthen Addison's identity, improve walkability, create more user friendly bus stops and pedestrian refuge areas and identify gateways into town.

**Phase:** The project is complete.

**Status:** This asset was completed and put into service in March of 2021.

<b>Funding</b>	Project to Date	Est 2021	2022	2023	2024	2025	Project Total
Bond Funds	1,756,733	264,137	-	-	-	-	2,020,870
Cash Reserves	35,197	-	-	-	-	-	35,197
<b>Total</b>	<b>\$ 1,791,930</b>	<b>\$ 264,137</b>	<b>\$ -</b>	<b>\$ -</b>	<b>\$ -</b>	<b>\$ -</b>	<b>\$ 2,056,067</b>
<b>Expenditures</b>							
<i>Design</i>	\$ 165,115	\$ 1,122	\$ -	\$ -	\$ -	\$ -	\$ 166,237
<i>Construction</i>	1,626,815	263,015	-	-	-	-	1,889,830
<b>Total</b>	<b>\$ 1,791,930</b>	<b>\$ 264,137</b>	<b>\$ -</b>	<b>\$ -</b>	<b>\$ -</b>	<b>\$ -</b>	<b>\$ 2,056,067</b>

**PROJECT NAME:** Pedestrian Connectivity - Quorum

**Description:** Lighting improvements for South Quorum and Landmark. Improvements to Town pedestrian/bicycle trails, including neighborhood lighting, landscaping, signage and the acquisition of land.

**Justification:** These improvements were identified through the North and South Quorum Pedestrian Study.

**Phase:** The project is partially designed.

**Status:** This project is anticipated to be completed with the reconstruction of Quorum Drive which is anticipated to begin design in fiscal year 2023 and begin construction in fiscal year 2024.

<b>Funding</b>	Project to Date	Est 2021	2022	2023	2024	2025	Project Total
Bond Funds	\$ 43,490	\$ -	\$ -	\$ -	\$ 39,409	\$ -	\$ 82,899
Cash Reserves	-	-	-	-	-	450,000	450,000
<b>Total</b>	<b>\$ 43,490</b>	<b>\$ -</b>	<b>\$ -</b>	<b>\$ -</b>	<b>\$ 39,409</b>	<b>\$ 450,000</b>	<b>\$ 532,899</b>
<b>Expenditures</b>							
<i>Design</i>	\$ 43,490	\$ -	\$ -	\$ -	\$ 39,409	\$ -	\$ 82,899
<i>Construction</i>	-	-	-	-	-	450,000	450,000
<b>Total</b>	<b>\$ 43,490</b>	<b>\$ -</b>	<b>\$ -</b>	<b>\$ -</b>	<b>\$ 39,409</b>	<b>\$ 450,000</b>	<b>\$ 532,899</b>

**TOWN OF ADDISON  
GENERAL GOVERNMENT CAPITAL IMPROVEMENT PROJECTS  
FY2021-22**

**PROJECT NAME:** Pedestrian Connectivity - Cotton Belt/Silver Line

**Description:** Enhancements to transit connectivity improvements between Addison and the surrounding region, including better bus connectivity to Vitruvian and rail service along the Cotton Belt corridor.

**Justification:** These improvements were identified through the Addison Circle Special Area Study as part of the Comprehensive Plan.

**Phase:** The project is currently in the planning phase.

**Status:** The North Texas Council of Governments is designing and constructing this project with the Town to pay its share in a lump sum. It is anticipated that the payment would occur in late fiscal year 2021 or early fiscal year 2022.

<b>Funding</b>	Project to Date	Est 2021	2022	2023	2024	2025	Project Total
Bond Funds	\$ -	\$ 307,469	\$ -	\$ -	\$ -	\$ -	307,469
<b>Expenditures</b>							
Construction	\$ -	\$ 307,469	\$ -	\$ -	\$ -	\$ -	\$ 307,469
Total	\$ -	\$ 307,469	\$ -	\$ -	\$ -	\$ -	\$ 307,469

**PROJECT NAME:** Police Records Management System

**Description:** A Records Management System (RMS) allows Addison Police Department to collect, store and access critical information gathered during the course of an incident or investigation. This system provides analytical resources for administrative, field and investigative staff. Users can quickly retrieve records and manage multiple involvements via a standardized interface, comprehensive database and superior data searching capabilities.

**Justification:** Funds for establishment of a Consolidated Dispatch and installation of a Simulcast Radio System were approved in 2012. The original RMS system was purchased in 2000 and has exhausted its useful life. In January, 2019 City Council approved a software license and services agreement for the evaluation, consultation, implementation, customization, data conversion, and configuration of "Software as a Service" for a Police Records Management System.

**Phase:** The project is substantially complete except for the jail module which staff is awaiting the City of Carrollton to complete.

**Status:** The final phase of this project was substantially completed in fiscal year 2020 except for the jail module which is still in process with the City of Carrollton.

<b>Funding</b>	Project to Date	Est 2021	2022	2023	2024	2025	Project Total
Bond Funds	\$ 4,909,824	\$ 90,176	\$ -	\$ -	\$ -	\$ -	\$ 5,000,000
Grant Funds	95,000	-	-	-	-	-	95,000
Total	\$ 5,004,824	\$ 90,176	\$ -	\$ -	\$ -	\$ -	\$ 5,095,000
<b>Expenditures</b>							
Construction	\$ 686,590	\$ -	\$ -	\$ -	\$ -	\$ -	\$ 686,590
Equipment	4,318,234	90,176	-	-	-	-	4,408,410
Total	\$ 5,004,824	\$ 90,176	\$ -	\$ -	\$ -	\$ -	\$ 5,095,000

**TOWN OF ADDISON**  
**GENERAL GOVERNMENT CAPITAL IMPROVEMENT PROJECTS**  
**FY2021-22**

**PROJECT NAME:** License Plate Recognition and Optical Camera System Expansion

**Description:** To provide city-wide wireless applications and secure network infrastructure for video, data and voice applications for the Town's first responders and the protection of certain infrastructure areas. Typical applications are law enforcement, fire protection, medical services, intelligent traffic monitoring, and public transit systems.

**Justification:** In October, 2018, City Council approved the installation of License Plate Recognition and Optical Cameras at eight intersections, several neighborhood entrances, and two walking trails as a pilot program. After reporting back to Council in August of 2020, City Council directed staff to expand the program.

**Phase:** The project is in process.

**Status:** In April, 2021 City Council approved a contract with STS360 to install one-hundred eleven new cameras and replace one-hundred eighty existing cameras. Additionally, in April, 2021 City Council approved a contract with Vigilant Solutions to install sixty license plate reader cameras. This project is anticipated to be completed in early fiscal year 2022.

<b>Funding</b>	<b>Project to Date</b>	<b>Est 2021</b>	<b>2022</b>	<b>2023</b>	<b>2024</b>	<b>2025</b>	<b>Project Total</b>
Bond Funds	\$ 616,388	\$ 1,000,000	\$ 383,612	\$ -	\$ -	\$ -	\$ 2,000,000
<b>Expenditures</b>							
<i>Design</i>	\$ 15,600	\$ -	\$ -	\$ -	\$ -	\$ -	\$ 15,600
<i>Equipment</i>	600,788	1,000,000	383,612	-	-	-	1,984,400
<b>Total</b>	<b>\$ 616,388</b>	<b>\$ 1,000,000</b>	<b>\$ 383,612</b>	<b>\$ -</b>	<b>\$ -</b>	<b>\$ -</b>	<b>\$ 2,000,000</b>

**PROJECT NAME:** Midway Road Reconstruction

**Description:** Reconstruction of Midway Road to include replacement in kind of wet utilities, compliance with Americans with Disabilities Act (ADA) requirements, traffic signal upgrades, and sidewalk, median, and lighting improvements along with inclusion of the new Master Transportation Plan standards.

**Justification:** The roadway has failed due to heavy traffic use and water saturation to the sub-base. ADA compliance required for pedestrian ramps and pathways.

**Phase:** The project under construction.

**Status:** On December 8, 2020 a construction contract was approved. This project is anticipated to be completed in early fiscal year 2024.

<b>Funding</b>	<b>Project to Date</b>	<b>Est 2021</b>	<b>2022</b>	<b>2023</b>	<b>2024</b>	<b>2025</b>	<b>Project Total</b>
Bond Funds	\$ 4,320,973	\$ 8,375,861	\$ 15,784,204	\$ 10,375,000	\$ 2,000,000	\$ -	\$ 40,856,038
<b>Expenditures</b>							
<i>Design</i>	\$ 3,376,314	\$ 1,000,000	\$ -	\$ -	\$ -	\$ -	\$ 4,376,314
<i>Construction</i>	-	3,375,861	15,784,204	10,375,000	2,000,000	-	31,535,065
<i>Equipment</i>	-	-	-	-	-	-	-
<i>Right of Way</i>	944,659	4,000,000	-	-	-	-	4,944,659
<b>Total</b>	<b>\$ 4,320,973</b>	<b>\$ 8,375,861</b>	<b>\$ 15,784,204</b>	<b>\$ 10,375,000</b>	<b>\$ 2,000,000</b>	<b>\$ -</b>	<b>\$ 40,856,038</b>

**TOWN OF ADDISON**  
**GENERAL GOVERNMENT CAPITAL IMPROVEMENT PROJECTS**  
**FY2021-22**

**PROJECT NAME:** Belt Line Electronic Signage

**Description:** The Town currently purchases over-the-road vinyl banners for Town announcements. These funds provide a permanent electronic signage structure on Belt Line Road for Town announcements.

**Justification:** Proposition 1 was approved by the voters in 2012. In 2018 an engineering firm was hired by the Town to do a traffic study and make recommendations. Study has been completed. As a result, an overhead sign bridge structure with the sign spanning over three lanes in each direction of Belt Line Rd was recommended to be the most aesthetically pleasing and reach the most traveling vehicles.

**Phase:** The project under construction.

**Status:** On February 9, 2021 a construction contract was approved. This project is anticipated to be completed by the end of fiscal year 2021.

<b>Funding</b>	Project to Date	Est 2021	2022	2023	2024	2025	Project Total
Bond Funds	\$ 16,810	\$ 483,190	\$ -	\$ -	\$ -	\$ -	\$ 500,000
<b>Expenditures</b>							
<i>Design</i>	\$ 16,810	\$ -	\$ -	\$ -	\$ -	\$ -	\$ 16,810
<i>Equipment</i>	-	483,190	-	-	-	-	483,190
<b>Total</b>	<b>\$ 16,810</b>	<b>\$ 483,190</b>	<b>\$ -</b>	<b>\$ -</b>	<b>\$ -</b>	<b>\$ -</b>	<b>\$ 500,000</b>

**PROJECT NAME:** Keller Springs Reconstruction

**Description:** Reconstruction of Keller Springs Road from Dallas North Tollway to Addison Road including replacing asphalt roadway with concrete, upsizing existing facilities, installing Master Transportation Plan elements, acquiring right-of-way for medians, sidewalks, and landscaping, and replacing traffic signals.

**Justification:** Proposition A - East/West Roads was approved by the voters as part of the November 2019 bond election with an estimated cost of \$12,900,000. The Asset Management Risk score based on the Town's Asset Management Plan was evaluated as failed or in critical condition. Additionally, the current pavement condition index which rates the condition of the surface of a road was measured as poor.

**Phase:** The project is currently in engineering design phase.

**Status:** A contract for professional engineering services was approved on December 10, 2019. Construction is anticipated to begin in late summer of 2021/early fall of 2021 and be completed in early fiscal year 2023.

<b>Funding</b>	Project to Date	Est 2021	2022	2023	2024	2025	Project Total
Bond Funds	\$ 466,722	\$ 1,405,634	\$ 8,027,644	\$ 3,000,000	\$ -	\$ -	\$ 12,900,000
<b>Expenditures</b>							
<i>Design</i>	\$ 466,722	\$ 405,634	\$ 27,644	\$ -	\$ -	\$ -	\$ 900,000
<i>Construction</i>	-	1,000,000	8,000,000	3,000,000	-	-	12,000,000
<b>Total</b>	<b>\$ 466,722</b>	<b>\$ 1,405,634</b>	<b>\$ 8,027,644</b>	<b>\$ 3,000,000</b>	<b>\$ -</b>	<b>\$ -</b>	<b>\$ 12,900,000</b>

**TOWN OF ADDISON  
GENERAL GOVERNMENT CAPITAL IMPROVEMENT PROJECTS  
FY2021-22**

**PROJECT NAME:** Airport Parkway Reconstruction

**Description:** Reconstruction of Airport Parkway from Dallas North Tollway to Addison Road including replacement of asphalt roadway with concrete roadway, upsizing of existing facilities, installation of Master Transportation Plan elements, acquisition of right-of-way for medians, sidewalks, and landscaping, and replacement of traffic signals.

**Justification: Proposition A - East/West Roads** was approved by the voters as part of the November 2019 bond election with an estimated cost of \$9,400,000. The Asset Management Risk score based on the Town's Asset Management Plan was evaluated as failed or in critical condition. Additionally, the current pavement condition index which rates the condition of the surface of a road was measured as very poor.

**Phase:** The project is currently in engineering design phase.

**Status:** A contract for professional engineering services was approved on December 10, 2019. Bidding and construction is anticipated to being in Spring of 2023 and be completed in fiscal year 2024.

<b>Funding</b>	Project to Date	Est 2021	2022	2023	2024	2025	Project Total
Bond Funds	\$ 344,144	\$ 299,430	\$ -	\$ 1,500,000	\$ 7,256,426	\$ -	\$ 9,400,000
<b>Expenditures</b>							
<i>Design</i>	\$ 344,144	\$ 299,430	\$ -	\$ -	\$ -	\$ -	\$ 643,574
<i>Construction</i>	-	-	-	1,500,000	7,256,426	-	8,756,426
<b>Total</b>	<b>\$ 344,144</b>	<b>\$ 299,430</b>	<b>\$ -</b>	<b>\$ 1,500,000</b>	<b>\$ 7,256,426</b>	<b>\$ -</b>	<b>\$ 9,400,000</b>

**PROJECT NAME:** HVAC Replacements

**Description:** Replacements of the heating, ventilation, air conditioning (HVAC) system to existing municipal buildings. Locations include Addison Circle Park Pavilion, Athletic Club, Central Fire, Finance, Fire Station #2, Police and Courts, Police Substations, Pump Stations, Town Hall, Service Center, Stone Cottage, and Vitruvian Restrooms.

**Justification: Proposition D - Buildings**, was approved by the voters as part of the November 2019 bond election with an estimated cost of \$1,535,000. The Asset Management Risk score based on the Town's Asset Management Plan was evaluated as poor or fair.

**Phase:** Addison Athletic Club and phase one improvements are currently in engineering design phase.

**Status:** A contract for professional engineering services was approved on June 9, 2020 for the Addison Athletic Club and April 13, 2021 for phase one projects. The Addison Athletic Club and phase one projects are anticipated to be completed in fiscal year 2022. Phase two projects are anticipated to be completed in fiscal year 2023.

<b>Funding</b>	Project to Date	Est 2021	2022	2023	2024	2025	Project Total
Bond Funds	\$ 54,661	\$ 525,339	\$ 700,000	\$ 255,000	\$ -	\$ -	\$ 1,535,000
<b>Expenditures</b>							
<i>Design</i>	\$ 5,625	\$ 75,339	\$ -	\$ -	\$ -	\$ -	\$ 80,964
<i>Construction</i>	-	450,000	700,000	255,000	-	-	1,405,000
<i>Equipment</i>	49,036	-	-	-	-	-	49,036
<b>Total</b>	<b>\$ 54,661</b>	<b>\$ 525,339</b>	<b>\$ 700,000</b>	<b>\$ 255,000</b>	<b>\$ -</b>	<b>\$ -</b>	<b>\$ 1,535,000</b>

**TOWN OF ADDISON  
GENERAL GOVERNMENT CAPITAL IMPROVEMENT PROJECTS  
FY2021-22**

**PROJECT NAME:** Roof Replacements

**Description:** Replace 15-to 30-year-old roofs that have deferred maintenance issues on existing municipal buildings. Replace all related roof elements including decking, flashing, joints, and coping. Locations include Addison Circle Park, Athletic Club, Central Fire Station, Fire Station #2, Police building, Service Center, Surveyor Pump Station, and Theatre Centre lobby and main space.

**Justification:** Proposition D - Buildings, was approved by the voters as part of the November 2019 bond election with an estimated cost of \$4,000,000. The Asset Management Risk score based on the Town's Asset Management Plan was evaluated as poor or fair.

**Phase:** Addison Athletic Club and phase one improvements are currently in engineering design phase.

**Status:** A contract for professional engineering services was approved on June 9, 2020 for the Addison Athletic Club and April 13, 2021 for phase one projects. The Addison Athletic Club and phase one projects are anticipated to be completed in fiscal year 2022. Phase two projects are anticipated to be completed in fiscal year 2023.

<b>Funding</b>	Project to Date	Est 2021	2022	2023	2024	2025	Project Total
Bond Funds	\$ 13,500	\$ 796,500	\$ 2,390,000	\$ 800,000	\$ -	\$ -	\$ 4,000,000
<b>Expenditures</b>							
<i>Design</i>	\$ 13,500	\$ 166,500	\$ -	\$ -	\$ -	\$ -	\$ 180,000
<i>Construction</i>	-	630,000	2,190,000	1,000,000	-	-	3,820,000
<b>Total</b>	<b>\$ 13,500</b>	<b>\$ 796,500</b>	<b>\$ 2,190,000</b>	<b>\$ 1,000,000</b>	<b>\$ -</b>	<b>\$ -</b>	<b>\$ 4,000,000</b>

**PROJECT NAME:** Locker Room Reconfiguration

**Description:** Renovation and reconfiguration of existing locker rooms, firewall improvements, and addition of family changing rooms.

**Justification:** Proposition C - Park, Open Space, and Recreation Facilities, was approved by the voters as part of the November 2019 bond election with an estimated cost of \$1,556,035. The Asset Management Risk score based on the Town's Asset Management Plan was evaluated as good or fair.

**Phase:** This project is currently in engineering design phase.

**Status:** A contract for professional engineering services was approved on June 9, 2020. The project is anticipated to be completed in fiscal year 2022.

<b>Funding</b>	Project to Date	Est 2021	2022	2023	2024	2025	Project Total
Bond Funds	\$ 42,075	\$ 369,035	\$ 1,144,925	\$ -	\$ -	\$ -	\$ 1,556,035
<b>Expenditures</b>							
<i>Design</i>	\$ 42,075	\$ 144,925	\$ -	\$ -	\$ -	\$ -	\$ 187,000
<i>Construction</i>	-	224,110	1,144,925	-	-	-	1,369,035
<b>Total</b>	<b>\$ 42,075</b>	<b>\$ 369,035</b>	<b>\$ 1,144,925</b>	<b>\$ -</b>	<b>\$ -</b>	<b>\$ -</b>	<b>\$ 1,556,035</b>

**TOWN OF ADDISON  
GENERAL GOVERNMENT CAPITAL IMPROVEMENT PROJECTS  
FY2021-22**

**PROJECT NAME:** Gymnasium and Track Improvements

**Description:** Replace lighting with energy-efficient LED lighting, replace safety railing and basketball goals and resurface the track at the Addison Athletic Club.

**Justification:** Proposition C - Park, Open Space, and Recreation Facilities, was approved by the voters as part of the November 2019 bond election with an estimated cost of \$462,679. The Asset Management Risk score based on the Town's Asset Management Plan was evaluated as good or fair.

**Phase:** This project is currently in engineering design phase.

**Status:** A contract for professional engineering services was approved on June 9, 2020. The project is anticipated to be completed in fiscal year 2022.

<b>Funding</b>	Project to Date	Est 2021	2022	2023	2024	2025	Project Total
Bond Funds	\$ 12,600	\$ 156,679	\$ 293,400	\$ -	\$ -	\$ -	\$ 462,679
<b>Expenditures</b>							
<i>Design</i>	\$ 12,600	\$ 43,400	\$ -	\$ -	\$ -	\$ -	\$ 56,000
<i>Construction</i>	-	113,279	293,400	-	-	-	406,679
<b>Total</b>	<b>\$ 12,600</b>	<b>\$ 156,679</b>	<b>\$ 293,400</b>	<b>\$ -</b>	<b>\$ -</b>	<b>\$ -</b>	<b>\$ 462,679</b>

**PROJECT NAME:** Pool Modernization

**Description:** Add Ultra-Violet filtration system for the inside and outside pools, replacement of indoor pool hot tub to address leaks and ADA access, addition of a shade structure to the outdoor pool area, and replacement of the children's water play elements.

**Justification:** Proposition C - Park, Open Space, and Recreation Facilities, was approved by the voters as part of the November 2019 bond election with an estimated cost of \$1,009,453. The Asset Management Risk score based on the Town's Asset Management Plan was evaluated as critical for the hot tub and good/fair for all other elements.

**Phase:** This project is currently in engineering design phase.

**Status:** A contract for professional engineering services was approved on June 9, 2020. The project is anticipated to be completed in fiscal year 2022.

<b>Funding</b>	Project to Date	Est 2021	2022	2023	2024	2025	Project Total
Bond Funds	\$ 27,450	\$ 287,453	\$ 694,550	\$ -	\$ -	\$ -	\$ 1,009,453
<b>Expenditures</b>							
<i>Design</i>	\$ 27,450	\$ 94,550	\$ -	\$ -	\$ -	\$ -	\$ 122,000
<i>Construction</i>	-	192,903	694,550	-	-	-	887,453
<b>Total</b>	<b>\$ 27,450</b>	<b>\$ 287,453</b>	<b>\$ 694,550</b>	<b>\$ -</b>	<b>\$ -</b>	<b>\$ -</b>	<b>\$ 1,009,453</b>



**TOWN OF ADDISON  
GENERAL GOVERNMENT CAPITAL IMPROVEMENT PROJECTS  
FY2021-22**

**PROJECT NAME:** Advanced Traffic Management System (ATMS)

**Description:** The system is anticipated to reduce response time when a traffic incident, inclement weather, or other events cause congestion. It can be managed remotely and can be configured to allow either the staff or the ATMS automatically initiate responses to congestion conditions or incidents.

**Justification:** Proposition E - Traffic Control Systems, was approved by the voters as part of the November 2019 bond election with an estimated cost of \$600,000. The current system was installed 12 years ago and the expected life expectancy is 10 years. The current system equipment is no longer available and is not supported by Motorola.

**Phase:** This project is complete.

**Status:** This project was completed and the asset put into service in February of 2021.

<b>Funding</b>	Project to Date	Est 2021	2022	2023	2024	2025	Project Total
Bond Funds	\$ 562,659	\$ 37,341	\$ -	\$ -	\$ -	\$ -	\$ 600,000
<b>Expenditures</b>							
Equipment	\$ 562,659	\$ 37,341	\$ -	\$ -	\$ -	\$ -	\$ 600,000
Total	\$ 562,659	\$ 37,341	\$ -	\$ -	\$ -	\$ -	\$ 600,000

**PROJECT NAME:** Police Gun Range Air Filtration

**Description:** Propose to separate the systems and install a HEPA filtration system that would filter out contaminants. The current HVAC system is shared with the adjacent exercise area.

**Justification:** Proposition D - Buildings, was approved by the voters as part of the November 2019 bond election with an estimated cost of \$360,000. The Asset Management Risk score based on the Town's Asset Management Plan was evaluated as poor.

**Phase:** This project is currently in engineering design phase.

**Status:** A contract for professional engineering services was approved on April 13, 2021. The project is anticipated to be completed in fiscal year 2022.

<b>Funding</b>	Project to Date	Est 2021	2022	2023	2024	2025	Project Total
Bond Funds	\$ -	\$ 100,000	\$ 260,000	\$ -	\$ -	\$ -	\$ 360,000
<b>Expenditures</b>							
Construction	\$ -	\$ 100,000	\$ 260,000	\$ -	\$ -	\$ -	\$ 360,000
Total	\$ -	\$ 100,000	\$ 260,000	\$ -	\$ -	\$ -	\$ 360,000

**TOWN OF ADDISON  
GENERAL GOVERNMENT CAPITAL IMPROVEMENT PROJECTS  
FY2021-22**

**PROJECT NAME:** ADA Improvements

**Description:** Improvements are needed to address Americans with Disabilities Act compliance. Parking lot modifications are needed at Town Hall, Central Fire, Fire Station #2, Service Center, and Finance. Locker rooms are in need of improvements at Central Fire, Fire Station #2, Service Center, and Police buildings. Additionally, a Pavilion ramp was identified for improvements at the Conference Center and concrete at the Stone Cottage.

**Justification:** Proposition D - Buildings, was approved by the voters as part of the November 2019 bond election with an estimated cost of \$1,500,000. The Asset Management Risk score based on the Town's Asset Management Plan was evaluated as fair/good.

**Phase:** Phase one improvements are currently in engineering design phase.

**Status:** A contract for professional engineering services was approved on April 13, 2021 for phase one projects. The phase one projects are anticipated to be completed in fiscal year 2022. Phase two projects are anticipated to be completed in fiscal year 2023.

<b>Funding</b>	<b>Project to Date</b>	<b>Est 2021</b>	<b>2022</b>	<b>2023</b>	<b>2024</b>	<b>2025</b>	<b>Project Total</b>
Bond Funds	\$ -	\$ 35,000	\$ 465,000	\$ 1,000,000	\$ -	\$ -	\$ 1,500,000
<b>Expenditures</b>							
<i>Design</i>	\$ -	\$ 35,000	\$ -	\$ -	\$ -	\$ -	\$ 35,000
<i>Construction</i>	-	-	465,000	1,000,000	-	-	1,465,000
<b>Total</b>	<b>\$ -</b>	<b>\$ 35,000</b>	<b>\$ 465,000</b>	<b>\$ 1,000,000</b>	<b>\$ -</b>	<b>\$ -</b>	<b>\$ 1,500,000</b>

**PROJECT NAME:** Trail Rehab, Expansion, Wayfinding

**Description:** Addition of wayfinding elements and distance markers on Redding, Arapaho, Les Lacs, White Rock Creek and Beltway Trails. Refurbish Redding Linear Trail by replacing deteriorating wood retaining walls, address ADA issues, and improve drainage. Additionally, extend Redding Linear Trail to future trail along Midway Road, add pedestrian way stop at Les Lacs Park and Belt Line Road, and add shaded outdoor fitness station adjacent to Les Lacs Park.

**Justification:** Proposition C - Park, Open Space, and Recreation Facilities, was approved by the voters as part of the November 2019 bond election with an estimated cost of \$412,725.

**Phase:** The project is currently in the planning phase.

**Status:** This project is anticipated to be completed in fiscal year 2022.

<b>Funding</b>	<b>Project to Date</b>	<b>Est 2021</b>	<b>2022</b>	<b>2023</b>	<b>2024</b>	<b>2025</b>	<b>Project Total</b>
Bond Funds	\$ -	\$ -	\$ 412,725	\$ -	\$ -	\$ -	\$ 412,725
<b>Expenditures</b>							
<i>Construction</i>	\$ -	\$ -	\$ 412,725	\$ -	\$ -	\$ -	\$ 412,725
<b>Total</b>	<b>\$ -</b>	<b>\$ -</b>	<b>\$ 412,725</b>	<b>\$ -</b>	<b>\$ -</b>	<b>\$ -</b>	<b>\$ 412,725</b>

**TOWN OF ADDISON  
GENERAL GOVERNMENT CAPITAL IMPROVEMENT PROJECTS  
FY2021-22**

**PROJECT NAME:** Quorum Drive Reconstruction

**Description:** Reconstruction of Quorum Drive from Dallas North Tollway to DART rail-of-way by rebuilding concrete roadway and upsizing existing utilities. Additionally, install Master Transportation Plan elements including South of Belt Line, sidewalks will be 8-foot wide with a 6-foot parkway buffer and North of Belt Line, sidewalks will be 15 foot back of curb. Acquire right-of-way medians, sidewalks, and landscaping and replace 3 traffic signals.

**Justification:** Proposition B - North/South Roads, was approved by the voters as part of the November 2019 bond election with an estimated cost of \$26,302,000. The Asset Management Risk score based on the Town's Asset Management Plan was evaluated as critical and the Pavement Condition Index was rates as fair.

**Phase:** The project is currently in the planning phase.

**Status:** This project is anticipated to be designed in fiscal year 2023 and constructed in fiscal years 2024 and 2025.

<b>Funding</b>	Project to Date	Est 2021	2022	2023	2024	2025	Project Total
Bond Funds	\$ -	\$ -	\$ -	\$ 3,160,000	\$ 10,000,000	\$ 13,142,000	\$ 26,302,000
<b>Expenditures</b>							
<i>Design</i>	\$ -	\$ -	\$ -	\$ 3,160,000	\$ -	\$ -	\$ 3,160,000
<i>Construction</i>	-	-	-	-	10,000,000	13,142,000	23,142,000
<b>Total</b>	<b>\$ -</b>	<b>\$ -</b>	<b>\$ -</b>	<b>\$ 3,160,000</b>	<b>\$ 10,000,000</b>	<b>\$ 13,142,000</b>	<b>\$ 26,302,000</b>

**PROJECT NAME:** Montfort Drive Reconstruction

**Description:** Reconstruction of Montfort Drive from Belt Line Road to the Addison city limits by rebuilding concrete roadway and upsizing existing utilities. Additionally, install Master Transportation Plan elements including widening the median, almost doubling the sidewalk width to 8 feet and adding a 6-foot parkway buffer. Acquire right-of-way for medians, sidewalks, and landscaping.

**Justification:** Proposition B - North/South Roads, was approved by the voters as part of the November 2019 bond election with an estimated cost of \$7,300,000. The Asset Management Risk score based on the Town's Asset Management Plan was evaluated as critical and the Pavement Condition Index was rates as very poor.

**Phase:** The project is currently in the planning phase.

**Status:** This project is anticipated to be designed in fiscal year 2023 and constructed in fiscal years 2024 and 2025.

<b>Funding</b>	Project to Date	Est 2021	2022	2023	2024	2025	Project Total
Bond Funds	\$ -	\$ -	\$ -	\$ 900,000	\$ 3,400,000	\$ 3,000,000	\$ 7,300,000
<b>Expenditures</b>							
<i>Design</i>	\$ -	\$ -	\$ -	\$ 900,000	\$ -	\$ -	\$ 900,000
<i>Construction</i>	-	-	-	-	3,400,000	3,000,000	6,400,000
<b>Total</b>	<b>\$ -</b>	<b>\$ -</b>	<b>\$ -</b>	<b>\$ 900,000</b>	<b>\$ 3,400,000</b>	<b>\$ 3,000,000</b>	<b>\$ 7,300,000</b>

**TOWN OF ADDISON  
GENERAL GOVERNMENT CAPITAL IMPROVEMENT PROJECTS  
FY2021-22**

**PROJECT NAME:** Les Lacs Pond Improvements

**Description:** Les Lacs pond improvements include the replacement of concrete edge & pond liner, ADA improvements, enhancements to the lake edge that is a combination of natural, concrete and stone edges, landscape beds and rain garden, retaining walls, fountain lights, and tree up-lights.

**Justification:** Proposition C - Park, Open Space, and Recreation Facilities, was approved by the voters as part of the November 2019 bond election with an estimated cost of \$3,282,108.

**Phase:** The project is currently in the planning phase.

**Status:** This project is anticipated to be designed beginning in fiscal year 2022 and constructed in fiscal years 2023 and 2024.

<b>Funding</b>	Project to Date	Est 2021	2022	2023	2024	2025	Project Total
Bond Funds	\$ -	\$ -	\$ 69,108	\$ 1,265,000	\$ 1,948,000	\$ -	\$ 3,282,108
<b>Expenditures</b>							
Design	\$ -	\$ -	\$ 69,108	\$ -	\$ -	\$ -	\$ 69,108
Construction	-	-	-	1,265,000	1,948,000	-	3,213,000
Total	\$ -	\$ -	\$ 69,108	\$ 1,265,000	\$ 1,948,000	\$ -	\$ 3,282,108

**PROJECT NAME:** Vitruvian Park Phase 9, Block 701

**Description:** Demolition and paving improvements, water and sewer improvements, street lighting, and landscape improvements for Vitruvian Park Phase 9, Block 701 (Townhomes).

**Justification:** Vitruvian development was approved in several phases. Phases 1-3, 5, and 8 have been built. The Town is responsible for the construction of the public infrastructure, and bonds were sold for these expenditures.

**Phase:** The project is currently in the planning phase.

**Status:** This project is anticipated to be designed in fiscal year 2022 and constructed in fiscal year 2023.

<b>Funding</b>	Project to Date	Est 2021	2022	2023	2024	2025	Project Total
Bond Funds	\$ -	\$ -	\$ 193,483	\$ 841,230	\$ -	\$ -	\$ 1,034,713
<b>Expenditures</b>							
Design	\$ -	\$ -	\$ 193,483	\$ -	\$ -	\$ -	\$ 193,483
Construction	-	-	-	841,230	-	-	841,230
Equipment	-	-	-	-	-	-	-
Right of Way	-	-	-	-	-	-	-
Total	\$ -	\$ -	\$ 193,483	\$ 841,230	\$ -	\$ -	\$ 1,034,713

**TOWN OF ADDISON  
INFRASTRUCTURE INVESTMENT FUND  
FY2021-22**

	Estimated 2020-21	Budget 2021-22	Budget 2022-23	Budget 2023-24	Budget 2024-25	Project Total
BEGINNING BALANCES	\$ 4,627,962	\$ 5,057,729	\$ 4,083,385	\$ 4,619,506	\$ 5,166,457	
FUNDING SOURCES:						
Ad valorem Taxes	\$ 294,767	\$ 298,989	\$ 309,454	\$ 320,284	\$ 331,494	
Other Income	135,000	226,667	226,667	226,667	50,000	
<b>TOTAL AVAILABLE RESOURCES</b>	<b>\$ 5,057,729</b>	<b>\$ 5,583,385</b>	<b>\$ 4,619,506</b>	<b>\$ 5,166,457</b>	<b>\$ 5,547,952</b>	
PROJECTS AND TRANSFERS						
Traffic Signal and ADA Improvements	\$ -	\$ 1,500,000	\$ -	\$ -	\$ -	\$ 1,500,000
<b>TOTAL</b>	<b>\$ -</b>	<b>\$ 1,500,000</b>	<b>\$ -</b>	<b>\$ -</b>	<b>\$ -</b>	<b>\$ 1,500,000</b>
<b>ENDING FUND BALANCE</b>	<b>\$ 5,057,729</b>	<b>\$ 4,083,385</b>	<b>\$ 4,619,506</b>	<b>\$ 5,166,457</b>	<b>\$ 5,547,952</b>	

**TOWN OF ADDISON**  
**INFRASTRUCTURE INVESTMENT FUND CAPITAL IMPROVEMENT PROJECTS**  
**FY2021-22**

**PROJECT NAME:** Traffic Signal and ADA Improvements

**Description:** Intersections of Belt Line Road and Addison Road, Belt Line Road and Beltway Road, and Addison Road and Sojourn Drive traffic signal and ADA pedestrian ramp improvements. This includes a complete replacement and redesign of the traffic signals and ramps at the intersections. These improvements were identified in the asset management plan and the ADA transition plan.

**Justification:** The three intersections were designed in fiscal year 2020 and are awaiting construction. Addison Road and Sojourn Drive pedestrian crossings/ramps are required to be complete due to the recent Sojourn Mill and Overlay Project that was completed in fiscal year 2020.

**Phase:** The project is currently in engineering design phase.

**Status:** This project is anticipated to be constructed in fiscal year 2022.

<b>Funding</b>	Project to Date	Est 2021	2022	2023	2024	2025	Project Total
Cash Reserves	\$ -	\$ -	\$ 1,500,000	\$ -	\$ -	\$ -	\$ 1,500,000
<b>Expenditures</b>							
<i>Design</i>	\$ -	\$ -	\$ -	\$ -	\$ -	\$ -	\$ -
<i>Construction</i>	-	-	1,400,000	-	-	-	1,400,000
<i>Equipment</i>	-	-	-	-	-	-	-
<i>Right of Way</i>	-	-	100,000	-	-	-	100,000
<b>Total</b>	<b>\$ -</b>	<b>\$ -</b>	<b>\$ 1,500,000</b>	<b>\$ -</b>	<b>\$ -</b>	<b>\$ -</b>	<b>\$ 1,500,000</b>

**TOWN OF ADDISON  
UTILITY CAPITAL IMPROVEMENTS PROGRAM  
FY2021-22**

	Actual Prior Years	Estimated 2020-21	Budget 2021-22	Budget 2022-23	Budget 2023-24	Budget 2024-25	Project Total
<b>FUNDING SOURCES:</b>							
Certificates of Obligation	\$ 1,457,249	\$ 2,547,330	\$ 3,582,243	\$ 2,775,000	\$ 4,650,000	\$ 1,362,000	
Cash Reserves	1,326,457	192,000	101,000	199,000	243,000	151,000	
<b>TOTAL AVAILABLE RESOURCES</b>	<b>\$ 2,783,706</b>	<b>\$ 2,739,330</b>	<b>\$ 3,683,243</b>	<b>\$ 2,974,000</b>	<b>\$ 4,893,000</b>	<b>\$ 1,513,000</b>	
<b>PROJECTS</b>							
Celestial Ground Storage Tank Rehabilitation	\$ 82,377	\$ 1,457,623	\$ -	\$ -	\$ -	\$ -	\$ 1,540,000
Keilway Lift Station Rehabilitation & Repair	338,050	577,707	594,243	-	-	-	1,510,000
Chlorine Booster Station	196,143	537,000	500,000	-	-	-	1,233,143
Basin I Sanitary Sewer Re-route	2,167,136	167,000	-	-	-	-	2,334,136
Marsh Lane/Spring Valley Road Water Main Replacement	-	-	567,000	-	-	-	567,000
Lake Forest Drive Utility Improvements	-	-	1,199,000	-	-	-	1,199,000
Addison Road/Westgrove Drive Water Main Replacement	-	-	-	691,000	-	-	691,000
Excel Parkway/Addison Road Water Main Upsizing	-	-	-	142,000	-	-	142,000
New Water Main Loop - Excel Parkway / Addison Road	-	-	-	319,000	-	-	319,000
Beltway Drive/Belt Line Road Water Main Replacement	-	-	-	-	787,000	-	787,000
Sydney Drive/Marsh Lane Water Main Replacement	-	-	-	-	767,000	-	767,000
Lindbergh Drive Water Main Upsizing	-	-	-	-	2,250,000	-	2,250,000
Water Main Upsizing From Belt Line Road/George Bush Elementary	-	-	-	-	-	1,380,000	1,380,000
Pipe Bursting - Julian Street to Addison Circle	-	-	416,000	-	-	-	416,000
Excel Parkway/Addison Road Sewer Improvements	-	-	-	231,000	-	-	231,000
Addison Road/Belt Line Road and Addison Road/Edwin Lewis Drive Sewer Improvements	-	-	-	281,000	-	-	281,000
Quorum Drive/Belt Line Road Sewer Improvements	-	-	-	325,000	-	-	325,000
Rive Lane Sewer Improvements	-	-	-	-	884,000	-	884,000
Wiley Post Road/Midway Road Sewer Improvements	-	-	-	-	-	133,000	133,000
Surveyor Pumpstation Pump #2 Replacement	-	-	187,000	-	-	-	187,000
Celestial Pumpstation Pump #3 Replacement	-	-	-	225,000	-	-	225,000
Celestial Pumpstation Pump #1 Replacement	-	-	-	-	205,000	-	205,000
Surveyor Pump Station Electrical Upgrades	-	-	220,000	760,000	-	-	980,000
<b>TOTAL</b>	<b>\$ 2,783,706</b>	<b>\$ 2,739,330</b>	<b>\$ 3,683,243</b>	<b>\$ 2,974,000</b>	<b>\$ 4,893,000</b>	<b>\$ 1,513,000</b>	<b>\$ 18,586,279</b>

**TOWN OF ADDISON**  
**UTILITY CAPITAL IMPROVEMENTS PROJECTS**  
FY2021-22

**PROJECT NAME:** Celestial Ground Storage Tank Rehabilitation

**Description:** The project scope consists of the structural rehabilitation of the existing ground storage tank, a new storm drainage swale for erosion control, new sidewalks for accessibility, a section of a new security perimeter fence, and other miscellaneous improvements.

**Justification:** Improvements were identified in a 2014 evaluation and assessment of the Town's elevated and ground water storage facilities.

**Phase:** The project is currently under construction.

**Status:** A contract for professional engineering services was approved on June 11, 2019. A construction contract was approved on February 9, 2021 and construction began on March 8, 2021. Construction is anticipated to be completed in the summer of 2021.

<b>Funding</b>	Project to Date	Est 2021	2022	2023	2024	2025	Project Total
Bond Funds	\$ 82,377	\$ 1,457,623	\$ -	\$ -	\$ -	\$ -	\$ 1,540,000
<b>Expenditures</b>							
Design	\$ 82,377	\$ 157,623	\$ -	\$ -	\$ -	\$ -	\$ 240,000
Construction	-	1,300,000	-	-	-	-	1,300,000
Equipment	-	-	-	-	-	-	-
Right of Way	-	-	-	-	-	-	-
<b>Total</b>	<b>\$ 82,377</b>	<b>\$ 1,457,623</b>	<b>\$ -</b>	<b>\$ -</b>	<b>\$ -</b>	<b>\$ -</b>	<b>\$ 1,540,000</b>

**PROJECT NAME:** Kellway Lift Station Rehabilitation and Repair

**Description:** Improvement projects for the Kellway Lift Station as determined through the 2017 Kellway Lift Station Assessment and Evaluation. Projects include regulatory compliance projects, electrical improvements, bypass pumping installation, pump improvements, and communication and control systems improvements. Improvements will take place over several fiscal years.

**Justification:** Assessment revealed that approximately \$2 million worth of improvements are needed at the lift station.

**Phase:** The project is currently in engineering design phase.

**Status:** A contract for professional engineering services was executed on July 24, 2020 for bypass improvements. The project is anticipated to be completed in fiscal year 2022.

<b>Funding</b>	Project to Date	Est 2021	2022	2023	2024	2025	Project Total
Bond Funds	\$ 338,050	\$ 577,707	\$ 594,243	\$ -	\$ -	\$ -	\$ 1,510,000
<b>Expenditures</b>							
Design	\$ -	\$ 50,000	\$ 70,000	\$ -	\$ -	\$ -	\$ 120,000
Construction	338,050	527,707	524,243	-	-	-	1,390,000
Equipment	-	-	-	-	-	-	-
Right of Way	-	-	-	-	-	-	-
<b>Total</b>	<b>\$ 338,050</b>	<b>\$ 577,707</b>	<b>\$ 594,243</b>	<b>\$ -</b>	<b>\$ -</b>	<b>\$ -</b>	<b>\$ 1,510,000</b>



**TOWN OF ADDISON**  
**UTILITY CAPITAL IMPROVEMENTS PROJECTS**  
**FY2021-22**

**PROJECT NAME:** Chlorine Booster Station

**Description:** Build two Chlorine Booster Stations at Celestial and Surveyor Ground Storage Tanks. These Booster Stations will have the capability to adjust water chemistry as necessary to maintain the Town's water supply within stated requirements.

**Justification:** In the past, the Town has lacked the ability to maintain the required chlorine level in the water distribution system. The chlorine booster stations will raise chlorine levels to within the requirements for the water distribution system and maintain the system at a consistent level.

**Phase:** The project is currently in engineering design phase.

**Status:** A contract for professional engineering services was executed on December 11, 2018. The project is anticipated to be completed in fiscal year 2022.

<b>Funding</b>	Project to Date	Est 2021	2022	2023	2024	2025	Project Total
Bond Funds	\$ 196,143	\$ 512,000	\$ 500,000	\$ -	\$ -	\$ -	\$ 1,208,143
Cash Reserves	-	25,000	-	-	-	-	25,000
<b>Total</b>	<b>\$ 196,143</b>	<b>\$ 537,000</b>	<b>\$ 500,000</b>	<b>\$ -</b>	<b>\$ -</b>	<b>\$ -</b>	<b>\$ 1,233,143</b>
<b>Expenditures</b>							
<i>Design</i>	\$ 196,143	\$ -	\$ -	\$ -	\$ -	\$ -	\$ 196,143
<i>Construction</i>	-	537,000	500,000	-	-	-	1,037,000
<i>Equipment</i>	-	-	-	-	-	-	-
<i>Right of Way</i>	-	-	-	-	-	-	-
<b>Total</b>	<b>\$ 196,143</b>	<b>\$ 537,000</b>	<b>\$ 500,000</b>	<b>\$ -</b>	<b>\$ -</b>	<b>\$ -</b>	<b>\$ 1,233,143</b>

**PROJECT NAME:** Basin I Sanitary Sewer Reroute

**Description:** Design and construction on a reroute of unmetered sanitary sewer flows located in the sanitary sewer Basin I (Inwood Road area). A new sewer line will be installed to move those flows west to tie into the Midway Road area.

**Justification:** Farmers Branch has requested that Addison remedy the unmetered sanitary sewer flows that enter into Farmers Branch's system. The Town evaluated several options, and the reroute option was selected.

**Phase:** The project is complete.

**Status:** This asset was completed and put into service in June of 2021.

<b>Funding</b>	Project to Date	Est 2021	2022	2023	2024	2025	Project Total
Bond Funds	\$ 840,679	\$ -	\$ -	\$ -	\$ -	\$ -	\$ 840,679
Cash Reserves	1,326,457	167,000	-	-	-	-	1,493,457
<b>Total</b>	<b>\$ 2,167,136</b>	<b>\$ 167,000</b>	<b>\$ -</b>	<b>\$ -</b>	<b>\$ -</b>	<b>\$ -</b>	<b>\$ 2,334,136</b>
<b>Expenditures</b>							
<i>Design</i>	\$ 470,828	\$ 23,000	\$ -	\$ -	\$ -	\$ -	\$ 493,828
<i>Construction</i>	1,383,015	144,000	-	-	-	-	1,527,015
<i>Equipment</i>	-	-	-	-	-	-	-
<i>Right of Way</i>	313,293	-	-	-	-	-	313,293
<b>Total</b>	<b>\$ 2,167,136</b>	<b>\$ 167,000</b>	<b>\$ -</b>	<b>\$ -</b>	<b>\$ -</b>	<b>\$ -</b>	<b>\$ 2,334,136</b>

**TOWN OF ADDISON**  
**UTILITY CAPITAL IMPROVEMENTS PROJECTS**  
**FY2021-22**

**PROJECT NAME:** Marsh Lane/Spring Valley Road Water Main Replacement

**Description:** Replacing an 8 inch cast iron (CI) water main installed in 1970 with an 8 inch polyvinyl chloride (PVC) pipe along the intersection of Marsh Lane and Spring Valley Road. Due to its age, the Town experiences significant leakage, water pressure issues, and maintenance requests on this water line.

**Justification:** In 2017, the Town completed a comprehensive Water Distribution System Assessment that included a Capital Improvements Program (CIP) that made recommendations for the replacement of and improvements to water lines, as well as other water quality improvements.

**Phase:** The project is currently in the planning phase.

**Status:** This project is anticipated to be completed in fiscal year 2022.

<b>Funding</b>	Project to Date	Est 2021	2022	2023	2024	2025	Project Total
Bond Funds	\$ -	\$ -	\$ 567,000	\$ -	\$ -	\$ -	\$ 567,000
Cash Reserves	-	-	-	-	-	-	-
<b>Total</b>	<b>\$ -</b>	<b>\$ -</b>	<b>\$ 567,000</b>	<b>\$ -</b>	<b>\$ -</b>	<b>\$ -</b>	<b>\$ 567,000</b>
<b>Expenditures</b>							
<i>Design</i>	\$ -	\$ -	\$ 142,000	\$ -	\$ -	\$ -	\$ 142,000
<i>Construction</i>	-	-	425,000	-	-	-	425,000
<i>Equipment</i>	-	-	-	-	-	-	-
<i>Right of Way</i>	-	-	-	-	-	-	-
<b>Total</b>	<b>\$ -</b>	<b>\$ -</b>	<b>\$ 567,000</b>	<b>\$ -</b>	<b>\$ -</b>	<b>\$ -</b>	<b>\$ 567,000</b>

**PROJECT NAME:** Lake Forest Drive Utility Improvements

**Description:** Replacing 1,300 feet of 6 inch cast iron (CI) water main and 1,047 feet of clay wastewater main with 8 inch polyvinyl chloride (PVC) pipes along Lake Forest Drive. The water line exceeds the maximum allowable velocity at 1000 gallons per minute and the wastewater main is nearing the end of its lifecycle.

**Justification:** In 2017, the Town completed a comprehensive Water Distribution System Assessment that included a Capital Improvements Program (CIP) that made recommendations for the replacement of and improvements to water lines, as well as other water quality improvements.

**Phase:** The project is currently in the planning/design phase.

**Status:** Design is anticipated to be completed in November 2021 with construction to begin in December 2021.

<b>Funding</b>	Project to Date	Est 2021	2022	2023	2024	2025	Project Total
Bond Funds	\$ -	\$ -	\$ 1,140,000	\$ -	\$ -	\$ -	\$ 1,140,000
Cash Reserves	-	-	59,000	-	-	-	59,000
<b>Total</b>	<b>\$ -</b>	<b>\$ -</b>	<b>\$ 1,199,000</b>	<b>\$ -</b>	<b>\$ -</b>	<b>\$ -</b>	<b>\$ 1,199,000</b>
<b>Expenditures</b>							
<i>Design</i>	\$ -	\$ -	\$ 175,000	\$ -	\$ -	\$ -	\$ 175,000
<i>Construction</i>	-	-	965,000	-	-	-	965,000
<i>Equipment</i>	-	-	-	-	-	-	-
<i>Right of Way</i>	-	-	59,000	-	-	-	59,000
<b>Total</b>	<b>\$ -</b>	<b>\$ -</b>	<b>\$ 1,199,000</b>	<b>\$ -</b>	<b>\$ -</b>	<b>\$ -</b>	<b>\$ 1,199,000</b>

**TOWN OF ADDISON**  
**UTILITY CAPITAL IMPROVEMENTS PROJECTS**  
**FY2021-22**

**PROJECT NAME:** Addison Road/Westgrove Drive Water Main Replacement

**Description:** Replacing a 6 inch water main with an 8 inch polyvinyl chloride (PVC) pipe at the northeast intersection of Addison Road and Westgrove Drive. This water line exceeds the maximum allowable velocity at 1000 gallons per minute.

**Justification:** In 2017, the Town completed a comprehensive Water Distribution System Assessment that included a Capital Improvements Program (CIP) that made recommendations for the replacement of and improvements to water lines, as well as other water quality improvements.

**Phase:** The project is currently in the planning phase.

**Status:** This project is anticipated to be completed in fiscal year 2023.

<b>Funding</b>	Project to Date	Est 2021	2022	2023	2024	2025	Project Total
Bond Funds	\$ -	\$ -	\$ -	\$ 622,000	\$ -	\$ -	\$ 622,000
Cash Reserves	-	-	-	69,000	-	-	69,000
<b>Total</b>	<b>\$ -</b>	<b>\$ -</b>	<b>\$ -</b>	<b>\$ 691,000</b>	<b>\$ -</b>	<b>\$ -</b>	<b>\$ 691,000</b>
<b>Expenditures</b>							
<i>Design</i>	\$ -	\$ -	\$ -	\$ 80,000	\$ -	\$ -	\$ 80,000
<i>Construction</i>	-	-	-	542,000	-	-	542,000
<i>Equipment</i>	-	-	-	-	-	-	-
<i>Right of Way</i>	-	-	-	69,000	-	-	69,000
<b>Total</b>	<b>\$ -</b>	<b>\$ -</b>	<b>\$ -</b>	<b>\$ 691,000</b>	<b>\$ -</b>	<b>\$ -</b>	<b>\$ 691,000</b>

**PROJECT NAME:** Excel Parkway/Addison Road Water Main Upsizing

**Description:** Upsizing an 8 inch polyvinyl chloride (PVC) pipe with 12 inch PVC pipe from Excel Telecommunications Service Center to Addison Road. This water line exceeds the maximum allowable velocity at 1000 gallons per minute.

**Justification:** In 2017, the Town completed a comprehensive Water Distribution System Assessment that included a Capital Improvements Program (CIP) that made recommendations for the replacement of and improvements to water lines, as well as other water quality improvements.

**Phase:** The project is currently in the planning phase.

**Status:** This project is anticipated to be completed in fiscal year 2023.

<b>Funding</b>	Project to Date	Est 2021	2022	2023	2024	2025	Project Total
Bond Funds	\$ -	\$ -	\$ -	\$ 128,000	\$ -	\$ -	\$ 128,000
Cash Reserves	-	-	-	14,000	-	-	14,000
<b>Total</b>	<b>\$ -</b>	<b>\$ -</b>	<b>\$ -</b>	<b>\$ 142,000</b>	<b>\$ -</b>	<b>\$ -</b>	<b>\$ 142,000</b>
<b>Expenditures</b>							
<i>Design</i>	\$ -	\$ -	\$ -	\$ 16,000	\$ -	\$ -	\$ 16,000
<i>Construction</i>	-	-	-	112,000	-	-	112,000
<i>Equipment</i>	-	-	-	-	-	-	-
<i>Right of Way</i>	-	-	-	14,000	-	-	14,000
<b>Total</b>	<b>\$ -</b>	<b>\$ -</b>	<b>\$ -</b>	<b>\$ 142,000</b>	<b>\$ -</b>	<b>\$ -</b>	<b>\$ 142,000</b>

**TOWN OF ADDISON**  
**UTILITY CAPITAL IMPROVEMENTS PROJECTS**  
**FY2021-22**

**PROJECT NAME:** New Water Main Loop - Excel Parkway / Addison Road

**Description:** New 8 inch polyvinyl chloride (PVC) water main loop from Excel Telecommunications Service Center to Addison Road. This would eliminate water in the area exceeding the maximum allowable age.

**Justification:** In 2017, the Town completed a comprehensive Water Distribution System Assessment that included a Capital Improvements Program (CIP) that made recommendations for the replacement of and improvements to water lines, as well as other water quality improvements.

**Phase:** The project is currently in the planning phase.

**Status:** This project is anticipated to be completed in fiscal year 2023.

<b>Funding</b>	Project to Date	Est 2021	2022	2023	2024	2025	Project Total
Bond Funds	\$ -	\$ -	\$ -	\$ 287,000	\$ -	\$ -	\$ 287,000
Cash Reserves	-	-	-	32,000	-	-	32,000
<b>Total</b>	<b>\$ -</b>	<b>\$ -</b>	<b>\$ -</b>	<b>\$ 319,000</b>	<b>\$ -</b>	<b>\$ -</b>	<b>\$ 319,000</b>
<b>Expenditures</b>							
<i>Design</i>	\$ -	\$ -	\$ -	\$ 37,000	\$ -	\$ -	\$ 37,000
<i>Construction</i>	-	-	-	250,000	-	-	250,000
<i>Equipment</i>	-	-	-	-	-	-	-
<i>Right of Way</i>	-	-	-	32,000	-	-	32,000
<b>Total</b>	<b>\$ -</b>	<b>\$ -</b>	<b>\$ -</b>	<b>\$ 319,000</b>	<b>\$ -</b>	<b>\$ -</b>	<b>\$ 319,000</b>

**PROJECT NAME:** Beltway Drive/Belt Line Road Water Main Replacement

**Description:** Replacing an 8 inch cast iron (CI) water main installed in 1973 with an 8 inch polyvinyl chloride (PVC) pipe along the intersection of Beltway Drive and Belt Line Road. This water main exceeds the maximum allowable head loss.

**Justification:** In 2017, the Town completed a comprehensive Water Distribution System Assessment that included a Capital Improvements Program (CIP) that made recommendations for the replacement of and improvements to water lines, as well as other water quality improvements.

**Phase:** The project is currently in the planning phase.

**Status:** This project is anticipated to be completed in fiscal year 2024.

<b>Funding</b>	Project to Date	Est 2021	2022	2023	2024	2025	Project Total
Bond Funds	\$ -	\$ -	\$ -	\$ -	\$ 708,000	\$ -	\$ 708,000
Cash Reserves	-	-	-	-	79,000	-	79,000
<b>Total</b>	<b>\$ -</b>	<b>\$ -</b>	<b>\$ -</b>	<b>\$ -</b>	<b>\$ 787,000</b>	<b>\$ -</b>	<b>\$ 787,000</b>
<b>Expenditures</b>							
<i>Design</i>	\$ -	\$ -	\$ -	\$ -	\$ 90,000	\$ -	\$ 90,000
<i>Construction</i>	-	-	-	-	618,000	-	618,000
<i>Equipment</i>	-	-	-	-	-	-	-
<i>Right of Way</i>	-	-	-	-	79,000	-	79,000
<b>Total</b>	<b>\$ -</b>	<b>\$ -</b>	<b>\$ -</b>	<b>\$ -</b>	<b>\$ 787,000</b>	<b>\$ -</b>	<b>\$ 787,000</b>

**TOWN OF ADDISON**  
**UTILITY CAPITAL IMPROVEMENTS PROJECTS**  
**FY2021-22**

**PROJECT NAME:** Sydney Drive/Marsh Lane Water Main Upsizing

**Description:** Upsizing a 6 inch polyvinyl chloride (PVC) pipe installed in 1976 with an 8 inch PVC pipe at the intersection of Sydney Drive and Marsh Lane. This water line exceeds the maximum allowable velocity at 1000 gallons per minute.

**Justification:** In 2017, the Town completed a comprehensive Water Distribution System Assessment that included a Capital Improvements Program (CIP) that made recommendations for the replacement of and improvements to water lines, as well as other water quality improvements.

**Phase:** The project is currently in the planning phase.

**Status:** This project is anticipated to be completed in fiscal year 2024.

<b>Funding</b>	Project to Date	Est 2021	2022	2023	2024	2025	Project Total
Bond Funds	\$ -	\$ -	\$ -	\$ -	\$ 691,000	\$ -	\$ 691,000
Cash Reserves	-	-	-	-	76,000	-	76,000
<b>Total</b>	<b>\$ -</b>	<b>\$ -</b>	<b>\$ -</b>	<b>\$ -</b>	<b>\$ 767,000</b>	<b>\$ -</b>	<b>\$ 767,000</b>
<b>Expenditures</b>							
<i>Design</i>	\$ -	\$ -	\$ -	\$ -	\$ 88,000	\$ -	\$ 88,000
<i>Construction</i>	-	-	-	-	603,000	-	603,000
<i>Equipment</i>	-	-	-	-	-	-	-
<i>Right of Way</i>	-	-	-	-	76,000	-	76,000
<b>Total</b>	<b>\$ -</b>	<b>\$ -</b>	<b>\$ -</b>	<b>\$ -</b>	<b>\$ 767,000</b>	<b>\$ -</b>	<b>\$ 767,000</b>

**PROJECT NAME:** Lindbergh Drive Water Main Upsizing

**Description:** Upsizing Lindbergh Drive water main from Addison Road to Midway Road.

**Justification:** In 2017, the Town completed a comprehensive Water Distribution System Assessment that included a Capital Improvements Program (CIP) that made recommendations for the replacement of and improvements to water lines, as well as other water quality improvements.

**Phase:** The project is currently in the planning phase.

**Status:** This project is anticipated to be completed in fiscal year 2024.

<b>Funding</b>	Project to Date	Est 2021	2022	2023	2024	2025	Project Total
Bond Funds	\$ -	\$ -	\$ -	\$ -	\$ 2,250,000	\$ -	\$ 2,250,000
Cash Reserves	-	-	-	-	-	-	-
<b>Total</b>	<b>\$ -</b>	<b>\$ -</b>	<b>\$ -</b>	<b>\$ -</b>	<b>\$ 2,250,000</b>	<b>\$ -</b>	<b>\$ 2,250,000</b>
<b>Expenditures</b>							
<i>Design</i>	\$ -	\$ -	\$ -	\$ -	\$ 250,000	\$ -	\$ 250,000
<i>Construction</i>	-	-	-	-	2,000,000	-	2,000,000
<i>Equipment</i>	-	-	-	-	-	-	-
<i>Right of Way</i>	-	-	-	-	-	-	-
<b>Total</b>	<b>\$ -</b>	<b>\$ -</b>	<b>\$ -</b>	<b>\$ -</b>	<b>\$ 2,250,000</b>	<b>\$ -</b>	<b>\$ 2,250,000</b>

**TOWN OF ADDISON**  
**UTILITY CAPITAL IMPROVEMENTS PROJECTS**  
**FY2021-22**

**PROJECT NAME:** Water Main Upsizing From Belt Line Road/George Bush Elementary

**Description:** Upsizing 8 inch cast iron (CI) pipe installed in 1965 with 10 inch polyvinyl chloride (PVC) pipe running North to South from Belt Line Road to George H.W. Bush Elementary School. This water line exceeds the maximum allowable head loss.

**Justification:** In 2017, the Town completed a comprehensive Water Distribution System Assessment that included a Capital Improvements Program (CIP) that made recommendations for the replacement of and improvements to water lines, as well as other water quality improvements.

**Phase:** The project is currently in the planning phase.

**Status:** This project is anticipated to be completed in fiscal year 2025.

<b>Funding</b>	<b>Project to Date</b>	<b>Est 2021</b>	<b>2022</b>	<b>2023</b>	<b>2024</b>	<b>2025</b>	<b>Project Total</b>
Bond Funds	\$ -	\$ -	\$ -	\$ -	\$ -	\$ 1,242,000	\$ 1,242,000
Cash Reserves	-	-	-	-	-	138,000	138,000
<b>Total</b>	<b>\$ -</b>	<b>\$ -</b>	<b>\$ -</b>	<b>\$ -</b>	<b>\$ -</b>	<b>\$ 1,380,000</b>	<b>\$ 1,380,000</b>
<b>Expenditures</b>							
<i>Design</i>	\$ -	\$ -	\$ -	\$ -	\$ -	\$ 159,000	\$ 159,000
<i>Construction</i>	-	-	-	-	-	1,083,000	1,083,000
<i>Equipment</i>	-	-	-	-	-	-	-
<i>Right of Way</i>	-	-	-	-	-	138,000	138,000
<b>Total</b>	<b>\$ -</b>	<b>\$ -</b>	<b>\$ -</b>	<b>\$ -</b>	<b>\$ -</b>	<b>\$ 1,380,000</b>	<b>\$ 1,380,000</b>

**PROJECT NAME:** Pipe Bursting - Julian Street to Addison Circle

**Description:** Pipe burst 1,000 linear feet of 8 inch pipe to 12 inches at a depth of 10 to 14 feet.

**Justification:** The 2017 Sanitary Sewer System Evaluation identified sewer infrastructure that is in need of replacement or rehabilitation. Projects were prioritized using a comprehensive sewer model and based on the consequence of failure and the risk of failure.

**Phase:** The project is currently in the planning phase.

**Status:** This project is anticipated to be completed in fiscal year 2022.

<b>Funding</b>	<b>Project to Date</b>	<b>Est 2021</b>	<b>2022</b>	<b>2023</b>	<b>2024</b>	<b>2025</b>	<b>Project Total</b>
Bond Funds	\$ -	\$ -	\$ 374,000	\$ -	\$ -	\$ -	\$ 374,000
Cash Reserves	-	-	42,000	-	-	-	42,000
<b>Total</b>	<b>\$ -</b>	<b>\$ -</b>	<b>\$ 416,000</b>	<b>\$ -</b>	<b>\$ -</b>	<b>\$ -</b>	<b>\$ 416,000</b>
<b>Expenditures</b>							
<i>Design</i>	\$ -	\$ -	\$ 48,000	\$ -	\$ -	\$ -	\$ 48,000
<i>Construction</i>	-	-	326,000	-	-	-	326,000
<i>Equipment</i>	-	-	-	-	-	-	-
<i>Right of Way</i>	-	-	42,000	-	-	-	42,000
<b>Total</b>	<b>\$ -</b>	<b>\$ -</b>	<b>\$ 416,000</b>	<b>\$ -</b>	<b>\$ -</b>	<b>\$ -</b>	<b>\$ 416,000</b>

**TOWN OF ADDISON**  
**UTILITY CAPITAL IMPROVEMENTS PROJECTS**  
**FY2021-22**

**PROJECT NAME:** Excel Parkway/Addison Road Sewer Improvements

**Description:** Replace 479 linear feet of 8 inch pipe; clean repair, seal and grout one 48 inch manhole; and repair ring, cover, and chimney of one 48 inch manhole.

**Justification:** The 2017 Sanitary Sewer System Evaluation identified sewer infrastructure that is in need of replacement or rehabilitation. Projects were prioritized using a comprehensive sewer model and based on the consequence of failure and the risk of failure.

**Phase:** The project is currently in the planning phase.

**Status:** This project is anticipated to be completed in fiscal year 2023.

<b>Funding</b>	Project to Date	Est 2021	2022	2023	2024	2025	Project Total
Bond Funds	\$ -	\$ -	\$ -	\$ 208,000	\$ -	\$ -	\$ 208,000
Cash Reserves	-	-	-	23,000	-	-	23,000
<b>Total</b>	<b>\$ -</b>	<b>\$ -</b>	<b>\$ -</b>	<b>\$ 231,000</b>	<b>\$ -</b>	<b>\$ -</b>	<b>\$ 231,000</b>
<b>Expenditures</b>							
<i>Design</i>	\$ -	\$ -	\$ -	\$ 27,000	\$ -	\$ -	\$ 27,000
<i>Construction</i>	-	-	-	181,000	-	-	181,000
<i>Equipment</i>	-	-	-	-	-	-	-
<i>Right of Way</i>	-	-	-	23,000	-	-	23,000
<b>Total</b>	<b>\$ -</b>	<b>\$ -</b>	<b>\$ -</b>	<b>\$ 231,000</b>	<b>\$ -</b>	<b>\$ -</b>	<b>\$ 231,000</b>

**PROJECT NAME:** Addison Road/Belt Line Road and Addison Road/Edwin Lewis Drive Sewer Improvements

**Description:** Replace 579 linear feet of 8 inch pipe; clean repair, seal and grout one 48 inch manhole; and clean, remove roots, repair, and coat two 48 inch manholes.

**Justification:** The 2017 Sanitary Sewer System Evaluation identified sewer infrastructure that is in need of replacement or rehabilitation. Projects were prioritized using a comprehensive sewer model and based on the consequence of failure and the risk of failure.

**Phase:** The project is currently in the planning phase.

**Status:** This project is anticipated to be completed in fiscal year 2023.

<b>Funding</b>	Project to Date	Est 2021	2022	2023	2024	2025	Project Total
Bond Funds	\$ -	\$ -	\$ -	\$ 253,000	\$ -	\$ -	\$ 253,000
Cash Reserves	-	-	-	28,000	-	-	28,000
<b>Total</b>	<b>\$ -</b>	<b>\$ -</b>	<b>\$ -</b>	<b>\$ 281,000</b>	<b>\$ -</b>	<b>\$ -</b>	<b>\$ 281,000</b>
<b>Expenditures</b>							
<i>Design</i>	\$ -	\$ -	\$ -	\$ 32,000	\$ -	\$ -	\$ 32,000
<i>Construction</i>	-	-	-	221,000	-	-	221,000
<i>Equipment</i>	-	-	-	-	-	-	-
<i>Right of Way</i>	-	-	-	28,000	-	-	28,000
<b>Total</b>	<b>\$ -</b>	<b>\$ -</b>	<b>\$ -</b>	<b>\$ 281,000</b>	<b>\$ -</b>	<b>\$ -</b>	<b>\$ 281,000</b>

**TOWN OF ADDISON**  
**UTILITY CAPITAL IMPROVEMENTS PROJECTS**  
**FY2021-22**

**PROJECT NAME:** Quorum Drive/Belt Line Road Sewer Improvements

**Description:** Replace 483 linear feet of 8 inch pipe; clean repair, seal and grout one 48 inch manhole; install cleanout cap on one 48 inch manhole; realign and grout casting on one 48 inch manhole; and repair chimney/cone on three 48 inch manholes.

**Justification:** The 2017 Sanitary Sewer System Evaluation identified sewer infrastructure that is in need of replacement or rehabilitation. Projects were prioritized using a comprehensive sewer model and based on the consequence of failure and the risk of failure.

**Phase:** The project is currently in the planning phase.

**Status:** This project is anticipated to be completed in fiscal year 2023.

<b>Funding</b>	Project to Date	Est 2021	2022	2023	2024	2025	Project Total
Bond Funds	\$ -	\$ -	\$ -	\$ 292,000	\$ -	\$ -	\$ 292,000
Cash Reserves	-	-	-	33,000	-	-	33,000
<b>Total</b>	<b>\$ -</b>	<b>\$ -</b>	<b>\$ -</b>	<b>\$ 325,000</b>	<b>\$ -</b>	<b>\$ -</b>	<b>\$ 325,000</b>
<b>Expenditures</b>							
<i>Design</i>	\$ -	\$ -	\$ -	\$ 37,000	\$ -	\$ -	\$ 37,000
<i>Construction</i>	-	-	-	255,000	-	-	255,000
<i>Equipment</i>	-	-	-	-	-	-	-
<i>Right of Way</i>	-	-	-	33,000	-	-	33,000
<b>Total</b>	<b>\$ -</b>	<b>\$ -</b>	<b>\$ -</b>	<b>\$ 325,000</b>	<b>\$ -</b>	<b>\$ -</b>	<b>\$ 325,000</b>

**PROJECT NAME:** Rive Lane Sewer Improvements

**Description:** Replace 899 linear feet of 8 inch pipe and repair pipe seal and grout one 48 inch manhole.

**Justification:** The 2017 Sanitary Sewer System Evaluation identified sewer infrastructure that is in need of replacement or rehabilitation. Projects were prioritized using a comprehensive sewer model and based on the consequence of failure and the risk of failure.

**Phase:** The project is currently in the planning phase.

**Status:** This project is anticipated to be completed in fiscal year 2024.

<b>Funding</b>	Project to Date	Est 2021	2022	2023	2024	2025	Project Total
Bond Funds	\$ -	\$ -	\$ -	\$ -	\$ 796,000	\$ -	\$ 796,000
Cash Reserves	-	-	-	-	88,000	-	88,000
<b>Total</b>	<b>\$ -</b>	<b>\$ -</b>	<b>\$ -</b>	<b>\$ -</b>	<b>\$ 884,000</b>	<b>\$ -</b>	<b>\$ 884,000</b>
<b>Expenditures</b>							
<i>Design</i>	\$ -	\$ -	\$ -	\$ -	\$ 102,000	\$ -	\$ 102,000
<i>Construction</i>	-	-	-	-	694,000	-	694,000
<i>Equipment</i>	-	-	-	-	-	-	-
<i>Right of Way</i>	-	-	-	-	88,000	-	88,000
<b>Total</b>	<b>\$ -</b>	<b>\$ -</b>	<b>\$ -</b>	<b>\$ -</b>	<b>\$ 884,000</b>	<b>\$ -</b>	<b>\$ 884,000</b>



**TOWN OF ADDISON**  
**UTILITY CAPITAL IMPROVEMENTS PROJECTS**  
**FY2021-22**

**PROJECT NAME:** Wiley Post Road/Midway Road Sewer Improvements

**Description:** Pipe burst 50 linear feet of 6 inch pipe to 15 inches at a depth of 14 to 18 feet.

**Justification:** The 2017 Sanitary Sewer System Evaluation identified sewer infrastructure that is in need of replacement or rehabilitation. Projects were prioritized using a comprehensive sewer model and based on the consequence of failure and the risk of failure.

**Phase:** The project is currently in the planning phase.

**Status:** This project is anticipated to be completed in fiscal year 2025.

<b>Funding</b>	Project to Date	Est 2021	2022	2023	2024	2025	Project Total
Bond Funds	\$ -	\$ -	\$ -	\$ -	\$ -	\$ 120,000	\$ 120,000
Cash Reserves	-	-	-	-	-	13,000	13,000
<b>Total</b>	<b>\$ -</b>	<b>\$ -</b>	<b>\$ -</b>	<b>\$ -</b>	<b>\$ -</b>	<b>\$ 133,000</b>	<b>\$ 133,000</b>
<b>Expenditures</b>							
<i>Design</i>	\$ -	\$ -	\$ -	\$ -	\$ -	\$ 15,000	\$ 15,000
<i>Construction</i>	-	-	-	-	-	105,000	105,000
<i>Equipment</i>	-	-	-	-	-	-	-
<i>Right of Way</i>	-	-	-	-	-	13,000	13,000
<b>Total</b>	<b>\$ -</b>	<b>\$ -</b>	<b>\$ -</b>	<b>\$ -</b>	<b>\$ -</b>	<b>\$ 133,000</b>	<b>\$ 133,000</b>

**PROJECT NAME:** Surveyor Pumpstation Pump #2 Replacement

**Description:** Replacement of pump #2 at the Surveyor Pumpstation.

**Justification:** Capital projects have been identified using information from assessments that were done in 2014. These improvements are needed to extend the life of the these facilities, pumps, motors, and associated equipment to ensure an adequate supply of water.

**Phase:** The project is currently in the planning phase.

**Status:** This project is anticipated to be completed in fiscal year 2022.

<b>Funding</b>	Project to Date	Est 2021	2022	2023	2024	2025	Project Total
Bond Funds	\$ -	\$ -	\$ 187,000	\$ -	\$ -	\$ -	\$ 187,000
Cash Reserves	-	-	-	-	-	-	-
<b>Total</b>	<b>\$ -</b>	<b>\$ -</b>	<b>\$ 187,000</b>	<b>\$ -</b>	<b>\$ -</b>	<b>\$ -</b>	<b>\$ 187,000</b>
<b>Expenditures</b>							
<i>Design</i>	\$ -	\$ -	\$ 37,000	\$ -	\$ -	\$ -	\$ 37,000
<i>Construction</i>	-	-	150,000	-	-	-	150,000
<i>Equipment</i>	-	-	-	-	-	-	-
<i>Right of Way</i>	-	-	-	-	-	-	-
<b>Total</b>	<b>\$ -</b>	<b>\$ -</b>	<b>\$ 187,000</b>	<b>\$ -</b>	<b>\$ -</b>	<b>\$ -</b>	<b>\$ 187,000</b>

**TOWN OF ADDISON**  
**UTILITY CAPITAL IMPROVEMENTS PROJECTS**  
**FY2021-22**

**PROJECT NAME:** Celestial Pumpstation Pump #3 Replacement

**Description:** Replacement of pump #3 at the Celestial Pumpstation.

**Justification:** Capital projects have been identified using information from assessments that were done in 2014. These improvements are needed to extend the life of the these facilities, pumps, motors, and associated equipment to ensure an adequate supply of water.

**Phase:** The project is currently in the planning phase.

**Status:** This project is anticipated to be completed in fiscal year 2023.

<b>Funding</b>	Project to Date	Est 2021	2022	2023	2024	2025	Project Total
Bond Funds	\$ -	\$ -	\$ -	\$ 225,000	\$ -	\$ -	\$ 225,000
Cash Reserves	-	-	-	-	-	-	-
<b>Total</b>	<b>\$ -</b>	<b>\$ -</b>	<b>\$ -</b>	<b>\$ 225,000</b>	<b>\$ -</b>	<b>\$ -</b>	<b>\$ 225,000</b>
<b>Expenditures</b>							
<i>Design</i>	\$ -	\$ -	\$ -	\$ 45,000	\$ -	\$ -	\$ 45,000
<i>Construction</i>	-	-	-	180,000	-	-	180,000
<i>Equipment</i>	-	-	-	-	-	-	-
<i>Right of Way</i>	-	-	-	-	-	-	-
<b>Total</b>	<b>\$ -</b>	<b>\$ -</b>	<b>\$ -</b>	<b>\$ 225,000</b>	<b>\$ -</b>	<b>\$ -</b>	<b>\$ 225,000</b>

**PROJECT NAME:** Celestial Pumpstation Pump #1 Replacement

**Description:** Replacement of pump #1 at the Celestial Pumpstation.

**Justification:** Capital projects have been identified using information from assessments that were done in 2014. These improvements are needed to extend the life of the these facilities, pumps, motors, and associated equipment to ensure an adequate supply of water.

**Phase:** The project is currently in the planning phase.

**Status:** This project is anticipated to be completed in fiscal year 2024.

<b>Funding</b>	Project to Date	Est 2021	2022	2023	2024	2025	Project Total
Bond Funds	\$ -	\$ -	\$ -	\$ -	\$ 205,000	\$ -	\$ 205,000
Cash Reserves	-	-	-	-	-	-	-
<b>Total</b>	<b>\$ -</b>	<b>\$ -</b>	<b>\$ -</b>	<b>\$ -</b>	<b>\$ 205,000</b>	<b>\$ -</b>	<b>\$ 205,000</b>
<b>Expenditures</b>							
<i>Design</i>	\$ -	\$ -	\$ -	\$ -	\$ 41,000	\$ -	\$ 41,000
<i>Construction</i>	-	-	-	-	164,000	-	164,000
<i>Equipment</i>	-	-	-	-	-	-	-
<i>Right of Way</i>	-	-	-	-	-	-	-
<b>Total</b>	<b>\$ -</b>	<b>\$ -</b>	<b>\$ -</b>	<b>\$ -</b>	<b>\$ 205,000</b>	<b>\$ -</b>	<b>\$ 205,000</b>

**TOWN OF ADDISON**  
**UTILITY CAPITAL IMPROVEMENTS PROJECTS**  
**FY2021-22**

**PROJECT NAME:** Surveyor Pump Station Electrical Upgrades

**Description:** Overhaul of the electrical components that control Surveyor Pump Station.

**Justification:** The electrical system and Surveyor Pump Station is over forty years old. These electrical components are the highest risk of failure at the pump station. There are no longer parts available for some of the current components and would require significant upgrades if they were to fail.

**Phase:** The project is currently in the planning phase.

**Status:** This project is anticipated to be designed and begin construction in fiscal year 2022 and complete construction in fiscal year 2023.

<b>Funding</b>	Project to Date	Est 2021	2022	2023	2024	2025	Project Total
Bond Funds	\$ -	\$ -	\$ 220,000	\$ 760,000	\$ -	\$ -	\$ 980,000
Cash Reserves	-	-	-	-	-	-	-
<b>Total</b>	<b>\$ -</b>	<b>\$ -</b>	<b>\$ 220,000</b>	<b>\$ 760,000</b>	<b>\$ -</b>	<b>\$ -</b>	<b>\$ 980,000</b>
<b>Expenditures</b>							
<i>Design</i>	\$ -	\$ -	\$ 100,000	\$ -	\$ -	\$ -	\$ 100,000
<i>Construction</i>	-	-	120,000	760,000	-	-	880,000
<i>Equipment</i>	-	-	-	-	-	-	-
<i>Right of Way</i>	-	-	-	-	-	-	-
<b>Total</b>	<b>\$ -</b>	<b>\$ -</b>	<b>\$ 220,000</b>	<b>\$ 760,000</b>	<b>\$ -</b>	<b>\$ -</b>	<b>\$ 980,000</b>

**TOWN OF ADDISON  
STORMWATER CAPITAL IMPROVEMENTS PROGRAM  
FY2021-22**

	Actual Prior Years	Estimated 2020-21	Budget 2021-22	Budget 2022-23	Budget 2023-24	Budget 2024-25	Project Total
<b>FUNDING SOURCES:</b>							
Cash Reserves	\$ -	\$ 50,000	\$ 847,491	\$ 2,827,000	\$ 3,506,000	\$ 973,000	
Certificates of Obligation Series 2013	-	200,000	702,509	-	-	-	
<b>TOTAL AVAILABLE RESOURCES</b>	<b>\$ -</b>	<b>\$ 250,000</b>	<b>\$ 1,550,000</b>	<b>\$ 2,827,000</b>	<b>\$ 3,506,000</b>	<b>\$ 973,000</b>	
<b>PROJECTS</b>							
Rawhide Creek Basin Improvements - Les Lacs Area	\$ -	\$ 200,000	\$ 1,150,000	\$ 2,000,000	\$ -	\$ -	\$ 3,350,000
Whiterock Creek Basin Improvements - Bellbrook Drive	-	-	-	-	2,900,000	-	2,900,000
Farmer's Branch Basin Improvements - LeGrande Drive	-	-	-	827,000	-	-	827,000
Whiterock Creek Basin Improvements - Maiden Court	-	-	-	-	606,000	-	606,000
Whiterock Creek Basin Improvements - Montfort Drive	-	-	-	-	-	136,000	136,000
Automated Flood Alert System	-	-	-	-	-	837,000	837,000
Winnwood Road Bridge Class Culvert Outlet Armoring	-	50,000	400,000	-	-	-	450,000
<b>TOTAL</b>	<b>\$ -</b>	<b>\$ 250,000</b>	<b>\$ 1,550,000</b>	<b>\$ 2,827,000</b>	<b>\$ 3,506,000</b>	<b>\$ 973,000</b>	<b>\$ 9,106,000</b>

**TOWN OF ADDISON**  
**STORMWATER CAPITAL IMPROVEMENTS PROJECTS**  
 FY2021-22

**PROJECT NAME:** Rawhide Creek Basin Improvements - Les Lacs Area

**Description:** This project includes the design of drainage improvements along the residential streets of Waterside Court, Waterford Drive, Les Lacs Avenue, Beau Park Lane, and Brookwood Lane. The drainage improvements will follow the trail south from Brookwood Lane and run west along the linear park connecting to the existing storm drain system at Marsh Lane.

**Justification:** This project was identified in the Storm Drainage System Assessment and Capital Improvement Program prepared for the Town of Addison by Halff Associates in August 2017.

**Phase:** The project is currently in engineering design phase.

**Status:** A contract for professional engineering services was approved on January 12, 2021. Design is anticipated to take 10 months to complete. Construction is anticipated to begin in early 2022 and be completed by the end of 2023.

<b>Funding</b>	Project to Date	Est 2021	2022	2023	2024	2025	Project Total
Bond Funds	\$ -	\$ 200,000	\$ 702,509	\$ -	\$ -	\$ -	\$ 902,509
Cash Reserves	-	-	447,491	2,000,000	-	-	2,447,491
<b>Total</b>	<b>\$ -</b>	<b>\$ 200,000</b>	<b>\$ 1,150,000</b>	<b>\$ 2,000,000</b>	<b>\$ -</b>	<b>\$ -</b>	<b>\$ 3,350,000</b>
<b>Expenditures</b>							
<i>Design</i>	\$ -	\$ 200,000	\$ 150,000	\$ -	\$ -	\$ -	\$ 350,000
<i>Construction</i>	-	-	1,000,000	2,000,000	-	-	3,000,000
<i>Right of Way</i>	-	-	-	-	-	-	-
<b>Total</b>	<b>\$ -</b>	<b>\$ 200,000</b>	<b>\$ 1,150,000</b>	<b>\$ 2,000,000</b>	<b>\$ -</b>	<b>\$ -</b>	<b>\$ 3,350,000</b>

**PROJECT NAME:** Whiterock Creek Basin Improvements - Bellbrook Drive

**Description:** This project includes the design of drainage improvements along Bellbrook Drive. The drainage improvements include upsizing the existing system and creating a diversion from Bellbrook Drive through Hampton court to relieve the existing system.

**Justification:** This project was identified in the Storm Drainage System Assessment and Capital Improvement Program prepared for the Town of Addison by Halff Associates in August 2017.

**Phase:** The project is currently in the planning phase.

**Status:** This project is anticipated to be completed in fiscal year 2024.

<b>Funding</b>	Project to Date	Est 2021	2022	2023	2024	2025	Project Total
Bond Funds	\$ -	\$ -	\$ -	\$ -	\$ -	\$ -	\$ -
Cash Reserves	-	-	-	-	2,900,000	-	2,900,000
<b>Total</b>	<b>\$ -</b>	<b>\$ -</b>	<b>\$ -</b>	<b>\$ -</b>	<b>\$ 2,900,000</b>	<b>\$ -</b>	<b>\$ 2,900,000</b>
<b>Expenditures</b>							
<i>Design</i>	\$ -	\$ -	\$ -	\$ -	\$ 320,000	\$ -	\$ 320,000
<i>Construction</i>	-	-	-	-	2,500,000	-	2,500,000
<i>Equipment</i>	-	-	-	-	-	-	-
<i>Right of Way</i>	-	-	-	-	80,000	-	80,000
<b>Total</b>	<b>\$ -</b>	<b>\$ -</b>	<b>\$ -</b>	<b>\$ -</b>	<b>\$ 2,900,000</b>	<b>\$ -</b>	<b>\$ 2,900,000</b>

**TOWN OF ADDISON**  
**STORMWATER CAPITAL IMPROVEMENTS PROJECTS**  
FY2021-22

**PROJECT NAME:** Farmer's Branch Basin Improvements - LeGrande Drive

**Description:** This project includes the addition of inlets and diversion of flow to the existing system along Midway Road. The proposed diversion will consist of a 30-inch reinforced concrete pipe.

**Justification:** This project was identified in the Storm Drainage System Assessment and Capital Improvement Program prepared for the Town of Addison by Halff Associates in August 2017.

**Phase:** The project is currently in the planning phase.

**Status:** This project is anticipated to be completed in fiscal year 2023.

<b>Funding</b>	Project to Date	Est 2021	2022	2023	2024	2025	Project Total
Bond Funds		\$ -	\$ -	\$ -	\$ -	\$ -	\$ -
Cash Reserves		-	-	827,000	-	-	827,000
<b>Total</b>	<b>\$ -</b>	<b>\$ -</b>	<b>\$ -</b>	<b>\$ 827,000</b>	<b>\$ -</b>	<b>\$ -</b>	<b>\$ 827,000</b>
<b>Expenditures</b>							
<i>Design</i>		\$ -	\$ -	95,000	\$ -	\$ -	95,000
<i>Construction</i>		-	-	649,000	-	-	649,000
<i>Equipment</i>		-	-	-	-	-	-
<i>Right of Way</i>		-	-	83,000	-	-	83,000
<b>Total</b>	<b>\$ -</b>	<b>\$ -</b>	<b>\$ -</b>	<b>\$ 827,000</b>	<b>\$ -</b>	<b>\$ -</b>	<b>\$ 827,000</b>

**PROJECT NAME:** Whiterock Creek Basin Improvements - Maiden Court

**Description:** This project includes the upsizing of the existing system and construction of a diversion through Celestial Place to relieve the existing system. The proposed system will consist of 27-inch reinforced concrete pipe.

**Justification:** This project was identified in the Storm Drainage System Assessment and Capital Improvement Program prepared for the Town of Addison by Halff Associates in August 2017.

**Phase:** The project is currently in the planning phase.

**Status:** This project is anticipated to be completed in fiscal year 2024.

<b>Funding</b>	Project to Date	Est 2021	2022	2023	2024	2025	Project Total
Bond Funds	\$ -	\$ -	\$ -	\$ -	\$ -	\$ -	\$ -
Cash Reserves	-	-	-	-	606,000	-	606,000
<b>Total</b>	<b>\$ -</b>	<b>\$ -</b>	<b>\$ -</b>	<b>\$ -</b>	<b>\$ 606,000</b>	<b>\$ -</b>	<b>\$ 606,000</b>
<b>Expenditures</b>							
<i>Design</i>	\$ -	\$ -	\$ -	\$ -	70,000	\$ -	70,000
<i>Construction</i>	-	-	-	-	475,000	-	475,000
<i>Equipment</i>	-	-	-	-	-	-	-
<i>Right of Way</i>	-	-	-	-	61,000	-	61,000
<b>Total</b>	<b>\$ -</b>	<b>\$ -</b>	<b>\$ -</b>	<b>\$ -</b>	<b>\$ 606,000</b>	<b>\$ -</b>	<b>\$ 606,000</b>

**TOWN OF ADDISON**  
**STORMWATER CAPITAL IMPROVEMENTS PROJECTS**  
**FY2021-22**

**PROJECT NAME:** Whiterock Creek Basin Improvements - Montfort Drive

**Description:** This project includes the addition of more inlets to the existing system. The proposed alternative is to add four (4) 10-foot curb inlets at the area of flooding.

**Justification:** This project was identified in the Storm Drainage System Assessment and Capital Improvement Program prepared for the Town of Addison by Halff Associates in August 2017.

**Phase:** The project is currently in the planning phase.

**Status:** This project is anticipated to be completed in fiscal year 2025.

<b>Funding</b>	Project to Date	Est 2021	2022	2023	2024	2025	Project Total
Bond Funds	\$ -	\$ -	\$ -	\$ -	\$ -	\$ -	\$ -
Cash Reserves	-	-	-	-	-	136,000	136,000
<b>Total</b>	<b>\$ -</b>	<b>\$ -</b>	<b>\$ -</b>	<b>\$ -</b>	<b>\$ -</b>	<b>\$ 136,000</b>	<b>\$ 136,000</b>
<b>Expenditures</b>							
<i>Design</i>	\$ -	\$ -	\$ -	\$ -	\$ -	16,000	\$ 16,000
<i>Construction</i>	-	-	-	-	-	106,000	106,000
<i>Equipment</i>	-	-	-	-	-	-	-
<i>Right of Way</i>	-	-	-	-	-	14,000	14,000
<b>Total</b>	<b>\$ -</b>	<b>\$ -</b>	<b>\$ -</b>	<b>\$ -</b>	<b>\$ -</b>	<b>\$ 136,000</b>	<b>\$ 136,000</b>

**PROJECT NAME:** Automated Flood Alert System

**Description:** Implementation of a city-wide automated flood alert system that will alert drivers of the flood hazard at locations throughout the Town.

**Justification:** This project was identified in the Storm Drainage System Assessment and Capital Improvement Program prepared for the Town of Addison by Halff Associates in August 2017.

**Phase:** The project is currently in the planning phase.

**Status:** This project is anticipated to be completed in fiscal year 2025.

<b>Funding</b>	Project to Date	Est 2021	2022	2023	2024	2025	Project Total
Bond Funds	\$ -	\$ -	\$ -	\$ -	\$ -	\$ -	\$ -
Cash Reserves	-	-	-	-	-	837,000	837,000
<b>Total</b>	<b>\$ -</b>	<b>\$ -</b>	<b>\$ -</b>	<b>\$ -</b>	<b>\$ -</b>	<b>\$ 837,000</b>	<b>\$ 837,000</b>
<b>Expenditures</b>							
<i>Design</i>	\$ -	\$ -	\$ -	\$ -	\$ -	96,000	\$ 96,000
<i>Construction</i>	-	-	-	-	-	657,000	657,000
<i>Equipment</i>	-	-	-	-	-	-	-
<i>Right of Way</i>	-	-	-	-	-	84,000	84,000
<b>Total</b>	<b>\$ -</b>	<b>\$ -</b>	<b>\$ -</b>	<b>\$ -</b>	<b>\$ -</b>	<b>\$ 837,000</b>	<b>\$ 837,000</b>

**TOWN OF ADDISON**  
**STORMWATER CAPITAL IMPROVEMENTS PROJECTS**  
**FY2021-22**

**PROJECT NAME:** Winnwood Road Bridge Class Culvert Outlet Armoring

**Description:** Construction of a new riprap concrete apron to protect against further scouring and undermining of the wing and toe walls.

**Justification:** In early 2020, Garver, LLC was tasked to perform an engineering condition assessment of the Winnwood Road bridge culvert and provide recommendations on rehabilitation and repair. This project is recommended from that condition assessment. Additionally, this project is identified as high risk in the Town's Asset Management Plan.

**Phase:** The project is currently in engineering design phase.

**Status:** A contract for professional engineering services was approved on January 12, 2021. Design is anticipated to take 7 months to complete. Construction is anticipated to begin in early 2022 and be completed by the end of 2022.

<b>Funding</b>	Project to Date	Est 2021	2022	2023	2024	2025	Project Total
Bond Funds	\$ -	\$ -	\$ -	\$ -	\$ -	\$ -	\$ -
Cash Reserves	-	50,000	400,000	-	-	-	450,000
<b>Total</b>	<b>\$ -</b>	<b>\$ 50,000</b>	<b>\$ 400,000</b>	<b>\$ -</b>	<b>\$ -</b>	<b>\$ -</b>	<b>\$ 450,000</b>
<b>Expenditures</b>							
<i>Design</i>	\$ -	\$ 50,000	\$ 50,000	\$ -	\$ -	\$ -	\$ 100,000
<i>Construction</i>	-	-	350,000	-	-	-	350,000
<i>Equipment</i>	-	-	-	-	-	-	-
<i>Right of Way</i>	-	-	-	-	-	-	-
<b>Total</b>	<b>\$ -</b>	<b>\$ 50,000</b>	<b>\$ 400,000</b>	<b>\$ -</b>	<b>\$ -</b>	<b>\$ -</b>	<b>\$ 450,000</b>



**TOWN OF ADDISON**  
**AIRPORT CAPITAL IMPROVEMENTS PROGRAM**  
**FY2021-22**

	Actual Prior Years	Estimated 2020-21	Budget 2021-22	Budget 2022-23	Budget 2023-24	Budget 2024-25	Project Total
<b>FUNDING SOURCES:</b>							
Cash Reserves	\$ 2,282,326	\$ 1,213,061	\$ 1,583,070	\$ 104,700	\$ 564,200	\$ 72,000	
TXDOT Grant Funding	-	2,799,500	5,840,530	111,600	1,009,800	-	
Bond Funds	5,405,102	1,808,888	-	-	-	-	
<b>TOTAL AVAILABLE RESOURCES</b>	<b>\$ 7,687,428</b>	<b>\$ 5,821,449</b>	<b>\$ 7,423,600</b>	<b>\$ 216,300</b>	<b>\$ 1,574,000</b>	<b>\$ 72,000</b>	
<b>PROJECTS</b>							
Customs Facility Construction	\$ 7,101,662	\$ 2,944,449	\$ -	\$ -	\$ -	\$ -	\$ 10,046,111
Bravo/Golf Taxiway Improvements	-	805,000	7,255,300	-	-	-	8,060,300
Airport Access & Security Improvements	-	-	-	124,000	1,122,000	-	1,246,000
Runway 15/33 Redesignation & Taxiway Alpha Rejuvenation	-	1,575,000	-	-	-	-	1,575,000
Airport Wayfinding Signage	-	-	-	-	-	28,000	28,000
Facility Repairs and Improvements	585,766	427,000	136,800	10,000	320,000	-	1,479,566
ADA Repairs and Improvements	-	70,000	31,500	82,300	132,000	44,000	359,800
<b>TOTAL</b>	<b>\$ 7,687,428</b>	<b>\$ 5,821,449</b>	<b>\$ 7,423,600</b>	<b>\$ 216,300</b>	<b>\$ 1,574,000</b>	<b>\$ 72,000</b>	<b>\$ 22,794,777</b>

**TOWN OF ADDISON**  
**AIRPORT CAPITAL IMPROVEMENTS PROJECTS**  
**FY2021-22**

**PROJECT NAME:** Customs Facility Construction

**Description:** The design and construction of a compliant U.S. Customs and Border Protection (CBP) facility.

**Justification:** As a Customs and Border Protection user fee airport, the Town is fully responsible for the cost of the construction of a Customs and Border Protection facility. Customs has notified the Town that the current facility is not in compliance. In order to remain in the program, the facility must be updated and brought into compliance.

**Phase:** The project is currently under construction.

**Status:** A construction contract was approved on August 27, 2019 and construction began on October 15, 2019. Construction is anticipated to be completed in the summer of 2021.

<b>Funding</b>	Project to Date	Est 2021	2022	2023	2024	2025	Project Total
Cash Reserves	\$ 1,696,560	\$ 535,561	\$ -	\$ -	\$ -	\$ -	\$ 2,232,121
Bond Funds	5,405,102	1,808,888	-	-	-	-	7,213,990
Grants	-	600,000	-	-	-	-	600,000
<b>Total</b>	<b>\$ 7,101,662</b>	<b>\$ 2,944,449</b>	<b>\$ -</b>	<b>\$ -</b>	<b>\$ -</b>	<b>\$ -</b>	<b>\$ 10,046,111</b>

**Expenditures**

<i>Design</i>	\$ 779,994	\$ -	\$ -	\$ -	\$ -	\$ -	\$ 779,994
<i>Construction</i>	6,321,668	2,944,449	-	-	-	-	9,266,117
<b>Total</b>	<b>\$ 7,101,662</b>	<b>\$ 2,944,449</b>	<b>\$ -</b>	<b>\$ -</b>	<b>\$ -</b>	<b>\$ -</b>	<b>\$ 10,046,111</b>

**PROJECT NAME:** Bravo/Golf Taxiway Improvements

**Description:** Extend Taxiway B north from Taxiway F to Taxiway G; extend Taxiway G west from the Runway to Taxiway B; extend Taxiway B south to connect with south end of Runway; construct westside vehicle service road.

**Justification:** To give access to more than 4 acres of developable land on the airport westside; to improve traffic flow and safety.

**Phase:** The project is currently in engineering design phase.

**Status:** This project is currently being designed by the Texas Department of Transportation. Construction is anticipated to be completed in fiscal year 2022.

<b>Funding</b>	Project to Date	Est 2021	2022	2023	2024	2025	Project Total
Cash Reserves	\$ -	\$ 80,500	\$ 1,414,770	\$ -	\$ -	\$ -	\$ 1,495,270
Grants	-	724,500	5,840,530	-	-	-	6,565,030
<b>Total</b>	<b>\$ -</b>	<b>\$ 805,000</b>	<b>\$ 7,255,300</b>	<b>\$ -</b>	<b>\$ -</b>	<b>\$ -</b>	<b>\$ 8,060,300</b>

**Expenditures**

<i>Design</i>	\$ -	\$ 805,000	\$ -	\$ -	\$ -	\$ -	\$ 805,000
<i>Construction</i>	-	-	7,255,300	-	-	-	7,255,300
<b>Total</b>	<b>\$ -</b>	<b>\$ 805,000</b>	<b>\$ 7,255,300</b>	<b>\$ -</b>	<b>\$ -</b>	<b>\$ -</b>	<b>\$ 8,060,300</b>

**TOWN OF ADDISON**  
**AIRPORT CAPITAL IMPROVEMENTS PROJECTS**  
**FY2021-22**

**PROJECT NAME:** Airport Access & Security Improvements

**Description:** Phase two of three. Implement access and security design plan. Design to take place in FY2023 with construction in FY2024.

**Justification:** To mitigate unauthorized encroachments and airport incursions per FAA standards.

**Phase:** The project is currently in the planning phase.

**Status:** This project is anticipated to be completed in fiscal year 2024.

<b>Funding</b>	Project to Date	Est 2021	2022	2023	2024	2025	Project Total
Cash Reserves	\$ -	\$ -	\$ -	\$ 12,400	\$ 112,200	\$ -	\$ 124,600
Grants	-	-	-	111,600	1,009,800	-	1,121,400
<b>Total</b>	<b>\$ -</b>	<b>\$ -</b>	<b>\$ -</b>	<b>\$ 124,000</b>	<b>\$ 1,122,000</b>	<b>\$ -</b>	<b>\$ 1,246,000</b>

**Expenditures**

<i>Design</i>	\$ -	\$ -	\$ -	\$ 124,000	\$ -	\$ -	\$ 124,000
<i>Construction</i>	-	-	-	-	1,122,000	-	1,122,000
<b>Total</b>	<b>\$ -</b>	<b>\$ -</b>	<b>\$ -</b>	<b>\$ 124,000</b>	<b>\$ 1,122,000</b>	<b>\$ -</b>	<b>\$ 1,246,000</b>

**PROJECT NAME:** Runway 15/33 Redesignation and Taxiway Alpha Rejuvenation

**Description:** To reassign the runway designations as required by FAA policy and Airport Master Plan, and repair and apply surface coating for extending taxiway useful life on Alpha Taxiway.

**Justification:** Due to shift in magnetic north, airport runway designations are required to be reassigned periodically pursuant to FAA policy (see FAA Order 8260, 19E), and to extend the useful life of the airport infrastructure.

**Phase:** The project is currently in engineering design phase.

**Status:** This project is currently being designed by the Texas Department of Transportation. Construction is anticipated to be completed before the end of fiscal year 2021.

<b>Funding</b>	Project to Date	Est 2021	2022	2023	2024	2025	Project Total
Cash Reserves	\$ -	\$ 100,000	\$ -	\$ -	\$ -	\$ -	\$ 100,000
Grants	-	1,475,000	-	-	-	-	1,475,000
<b>Total</b>	<b>\$ -</b>	<b>\$ 1,575,000</b>	<b>\$ -</b>	<b>\$ -</b>	<b>\$ -</b>	<b>\$ -</b>	<b>\$ 1,575,000</b>

**Expenditures**

<i>Design</i>	\$ -	\$ 50,000	\$ -	\$ -	\$ -	\$ -	\$ 50,000
<i>Construction</i>	-	1,525,000	-	-	-	-	1,525,000
<b>Total</b>	<b>\$ -</b>	<b>\$ 1,575,000</b>	<b>\$ -</b>	<b>\$ -</b>	<b>\$ -</b>	<b>\$ -</b>	<b>\$ 1,575,000</b>

**TOWN OF ADDISON**  
**AIRPORT CAPITAL IMPROVEMENTS PROJECTS**  
**FY2021-22**

**PROJECT NAME:** Airport Wayfinding Signage

**Description:** Design directional wayfinding signage.

**Justification:** To establish uniform airport branding and identity per Airport Master Plan.

**Phase:** The project is currently in the planning phase.

**Status:** This project is anticipated to begin in fiscal year 2025.

<b>Funding</b>	Project to Date	Est 2021	2022	2023	2024	2025	Project Total
Cash Reserves	\$ -	\$ -	\$ -	\$ -	\$ -	\$ 28,000	\$ 28,000
<b>Expenditures</b>							
<i>Design</i>	\$ -	\$ -	\$ -	\$ -	\$ -	\$ 28,000	\$ 28,000
<b>Total</b>	\$ -	\$ -	\$ -	\$ -	\$ -	\$ 28,000	\$ 28,000

**PROJECT NAME:** Facility Repairs and Improvements

**Description:** Various building capital repairs and improvements. FY2021 and FY2022 funding includes new roof for Bravo t-hangar, reconstruction office at 4581 Claire Chennault, furnace replacement at 4310 Wiley Post, and the Collins Hangar remediation.

**Justification:** In order to continue to lease city-owned property at market rates, systems must be repaired and improved in accordance with Best Management Practices.

**Phase:** The project is currently in process.

**Status:** This project is ongoing.

<b>Funding</b>	Project to Date	Est 2021	2022	2023	2024	2025	Project Total
Cash Reserves	\$ 585,766	\$ 427,000	\$ 136,800	\$ 10,000	\$ 320,000	\$ -	\$ 1,479,566
<b>Expenditures</b>							
<i>Construction</i>	\$ 585,766	\$ 427,000	\$ 136,800	\$ 10,000	\$ 320,000	\$ -	\$ 1,479,566
<b>Total</b>	\$ 585,766	\$ 427,000	\$ 136,800	\$ 10,000	\$ 320,000	\$ -	\$ 1,479,566

**TOWN OF ADDISON**  
**AIRPORT CAPITAL IMPROVEMENTS PROJECTS**  
**FY2021-22**

**PROJECT NAME:** ADA Repairs and Improvements

**Description:** Scheduled Americans with Disabilities Act (ADA) repairs and improvements per 2018 ADA Improvement Plan.

**Justification:** Federal and State mandate.

**Phase:** The project is currently in process.

**Status:** This project is ongoing.

<b>Funding</b>	Project to Date	Est 2021	2022	2023	2024	2025	Project Total
Cash Reserves	\$ -	\$ 70,000	\$ 31,500	\$ 82,300	\$ 132,000	\$ 44,000	\$ 359,800
<b>Expenditures</b>							
<i>Construction</i>	\$ -	\$ 70,000	\$ 31,500	\$ 82,300	\$ 132,000	\$ 44,000	\$ 359,800
Total	\$ -	\$ 70,000	\$ 31,500	\$ 82,300	\$ 132,000	\$ 44,000	\$ 359,800

THIS PAGE  
INTENTIONALLY  
LEFT BLANK

**AGGREGATE DEBT SERVICE**

**Town of Addison, Texas  
General Obligation Debt Outstanding  
As of September 30, 2020**

<b>Period Ending</b>	<b>Principal</b>	<b>Interest</b>	<b>Debt Service</b>
09/30/2021	6,535,000	3,885,084.61	10,420,084.61
09/30/2022	6,670,000	3,694,068.14	10,364,068.14
09/30/2023	6,915,000	3,462,135.01	10,377,135.01
09/30/2024	7,135,000	3,234,561.26	10,369,561.26
09/30/2025	7,390,000	2,996,530.01	10,386,530.01
09/30/2026	7,675,000	2,737,636.26	10,412,636.26
09/30/2027	7,945,000	2,461,190.64	10,406,190.64
09/30/2028	7,785,000	2,176,263.77	9,961,263.77
09/30/2029	7,620,000	1,891,124.40	9,511,124.40
09/30/2030	7,900,000	1,613,616.28	9,513,616.28
09/30/2031	8,140,000	1,329,496.90	9,469,496.90
09/30/2032	8,410,000	1,037,586.27	9,447,586.27
09/30/2033	7,370,000	747,094.39	8,117,094.39
09/30/2034	4,475,000	531,793.76	5,006,793.76
09/30/2035	3,120,000	415,518.76	3,535,518.76
09/30/2036	3,205,000	323,556.26	3,528,556.26
09/30/2037	3,305,000	228,253.13	3,533,253.13
09/30/2038	2,775,000	139,975.00	2,914,975.00
09/30/2039	2,860,000	58,406.25	2,918,406.25
09/30/2040	835,000	8,350.00	843,350.00
	<b>118,065,000</b>	<b>32,972,241.10</b>	<b>151,037,241.10</b>

**Town of Addison, Texas**  
All Outstanding General Obligation Debt  
As of September 30, 2020  
(000's)

Year Ending September 30	\$12,000,000 General Obligation Bonds Tax-Exempt Series 2014		\$1,250,000 General Obligation Bonds Taxable Series 2013B		\$1,875,000 General Obligation Bonds Series 2013A (AMT)		\$4,665,000 General Obligation Bonds Tax-Exempt Series 2013		\$10,185,000 Combination Tax & Revenue Certificates of Obligation Series 2013		\$22,590,000 General Obligation Refunding & Improvement Bonds Series 2012		\$14,835,000 Combination Tax & Revenue Certificates of Obligation Series 2012	
	Principal	Coupon	Principal	Coupon	Principal	Coupon	Principal	Coupon	Principal	Coupon	Principal	Coupon	Principal	Coupon
2021	530	3.000%	55	3.750%	80	4.125%	195	5.000%	430	4.000%	920	4.000%	735	2.000%
2022	555	4.000%	55	3.750%	85	4.125%	205	5.000%	450	4.000%	875	4.000%	755	3.000%
2023	575	3.000%	60	3.750%	90	4.125%	220	5.000%	470	5.000%			780	4.000%
2024	600	3.000%			90	4.250%	230	5.000%	490	5.000%			815	4.000%
2025	625	3.000%			95	4.250%	240	5.000%	515	5.000%			840	3.000%
2026	650	3.000%			100	4.250%	255	5.000%	545	5.000%			870	3.000%
2027	675	3.000%			105	4.250%	265	5.000%	575	5.000%			900	3.000%
2028	705	3.250%			110	4.250%	280	5.000%	600	5.000%			900	3.000%
2029	735	3.375%			115	4.800%	295	4.100%	630	4.100%			455	3.000%
2030	760	3.375%			120	4.800%	305	4.150%	655	4.150%			470	3.000%
2031	795	3.500%			125	4.800%	320	4.250%	685	4.250%			485	3.000%
2032	825	3.625%			130	4.800%	330	4.300%	715	4.300%			500	3.000%
2033	860	3.750%			140	4.800%	345	4.375%	750	4.375%			515	3.125%
2034	895	3.750%											530	3.250%
2035													550	3.250%
2036													570	3.375%
2037													585	3.375%
2038													610	3.375%
2039														
2040														
<b>TOTALS</b>	<b>9,785</b>		<b>170</b>		<b>1,385</b>		<b>3,485</b>		<b>7,510</b>		<b>1,795</b>		<b>10,965</b>	
Next Call	2/15/2024 @ Par		Non-Callable		02/15/2023 @ Par		02/15/2023 @ Par		02/15/2023 @ Par		Non-Callable		2/15/2022 @ Par	
Dated Date	2/15/2014		7/15/2013		7/15/2013		7/15/2013		7/15/2013		8/15/2012		8/15/2012	
Coupon Dates	February 15	August 15	February 15	August 15	February 15	August 15	February 15	August 15	February 15	August 15	February 15	August 15	February 15	August 15
Maturity Dates	February 15	February 15	February 15	February 15	February 15	February 15	February 15	February 15	February 15	February 15	February 15	February 15	February 15	February 15
Insurer	N/A		N/A		N/A		N/A		N/A		N/A		N/A	
Arbitrage Yield	3.1920%		Taxable		4.3659%		3.7243%		3.7243%		2.5266%			
Paying Agent	The Bank of New York		The Bank of New York		The Bank of New York		The Bank of New York		The Bank of New York		The Bank of New York		The Bank of New York	
Purpose	New Money		New Money		New Money		New Money		New Money		Refunding & New Money		New Money	
Color Legend														
Non-Callable														
Callable														



**Town of Addison, Texas**  
All Outstanding General Obligation Debt  
As of September 30, 2020  
(000's)

Year Ending September 30	\$13,635,000 General Obligation Bonds Series 2020		\$13,205,000 General Obligation Refunding Bonds Taxable Series 2020		\$16,220,000 Combination Tax & Revenue Certificates of Obligation Series 2019		\$13,115,000 Combination Tax & Revenue Certificates of Obligation Series 2018		\$23,560,000 General Obligation Refunding Bonds Series 2016		\$7,565,000 Combination Tax & Revenue Certificates of Obligation Series 2014	
	Principal	Coupon	Principal	Coupon	Principal	Coupon	Principal	Coupon	Principal	Coupon	Principal	Coupon
2021	535	3.000%	280	0.200%	615	3.000%	475	3.000%	1,360	4.000%	325	3.000%
2022	520	3.000%	275	0.300%	635	4.000%	490	4.000%	1,430	4.000%	340	3.000%
2023	535	3.000%	1,160	0.350%	665	4.000%	510	3.000%	1,495	4.000%	355	3.000%
2024	550	4.000%	1,225	0.400%	690	4.000%	525	3.000%	1,550	4.000%	370	3.000%
2025	575	4.000%	1,240	1.000%	720	4.000%	540	3.000%	1,615	4.000%	385	3.000%
2026	600	4.000%	1,250	1.000%	750	4.000%	560	4.000%	1,695	5.000%	400	3.000%
2027	620	4.000%	1,260	0.850%	775	3.000%	580	4.000%	1,775	5.000%	415	3.125%
2028	655	5.000%	1,275	1.000%	800	3.000%	610	5.000%	1,865	5.000%	430	3.250%
2029	685	5.000%	1,285	1.150%	825	3.000%	645	5.000%	1,485	5.000%	450	3.375%
2030	720	4.000%	1,300	1.200%	850	3.000%	670	4.000%	1,565	5.000%	470	3.500%
2031	690	4.000%	1,320	1.350%	875	3.000%	700	4.000%	1,645	5.000%	485	3.625%
2032	715	2.000%	1,335	1.450%	900	3.000%	725	4.000%	1,715	5.000%	505	4.000%
2033	725	2.000%			930	3.000%	755	4.000%	1,810	5.000%	525	4.000%
2034	740	2.000%			955	3.000%	785	3.250%			550	4.000%
2035	760	2.000%			985	3.250%	805	3.250%				
2036	770	2.000%			1,015	3.000%	835	3.375%				
2037	785	2.000%			1,045	3.000%	865	3.375%				
2038	800	2.000%			1,080	3.000%	895	3.500%				
2039	820	2.000%			1,110	3.000%	930	3.625%				
2040	835	2.000%										
<b>TOTALS</b>	<b>13,635</b>		<b>13,205</b>		<b>16,220</b>		<b>12,900</b>		<b>21,005</b>		<b>6,005</b>	
Next Call	08/15/2029 @ Par		08/15/2029 @ Par		02/15/2028 @ Par		2/15/2028 @ Par		2/15/2026 @ Par		2/15/2024 @ Par	
Dated Date	8/1/2020		8/1/2020		9/1/2019		12/1/2018		5/1/2016		2/15/2014	
Coupon Dates	February 15	August 15	February 15	August 15	February 15	August 15	February 15	August 15	February 15	August 15	February 15	August 15
Maturity Dates	February 15	February 15	February 15	February 15	February 15	February 15	February 15	February 15	February 15	February 15	February 15	February 15
Insurer	N/A		N/A		N/A		N/A		N/A		N/A	
Arbitrage Yield	1.0974%		Taxable		1.9185%		3.1342%		1.8580%		3.1920%	
Paying Agent	The Bank of New York		The Bank of New York		The Bank of New York		The Bank of New York		The Bank of New York		The Bank of New York	
Purpose	New Money		Refunding		New Money		New Money		Refunding		New Money	
<b>Color Legend</b>												
<b>Non-Callable</b>												
<b>Callable</b>												