

Town of Addison



For the Quarter Ended

March 31, 2021

Report Name

Certification Page
Executive Summary
Benchmark Comparison
Detail of Security Holdings
Change in Value
Earned Income
Investment Transactions
Amortization and Accretion
Projected Fixed Income Cash Flows

MARKET RECAP - MARCH 2021:

The economic outlook brightened considerably in March as the pace of vaccine distribution accelerated and Congress passed another massive stimulus package. Consumers were already sitting on an abundance of cash and the \$1.9 trillion American Rescue Plan will add to that pile. Progress on the vaccine front suggests herd immunity could be reached by early summer, several months sooner than previously expected, setting the stage for a return to something resembling normal in the second half of 2021.

The headline ISM manufacturing index climbed from 58.7 to a 10-year high of 60.8 in February. Numbers above 50 indicate expansion, while numbers above 60 are consistent with exceptionally strong growth. The ISM non-manufacturing index slipped to a nine-month low as the service sector remains hamstrung by the virus-related shutdowns and restrictions, but it is poised to rebound as the economy normalizes. Employment conditions improved as U.S. businesses added +379k jobs to payrolls in February, nearly twice the median forecast. Upward revisions to prior months boosted the tally by another +38k. The unemployment rate declined from 6.3% to 6.2% and while unemployment remains well above the five-decade low of 3.5% from a year ago, it is much improved from the 14.8% pandemic high ten months ago. Initial jobless claims, though still elevated relative to pre-pandemic levels, fell to their lowest level in over a year. Consumer spending soared in January, with the original +5.3% gain revised even higher to +7.6%. February retail sales couldn't keep up the pace, falling -3.0% month-over-month. This was to be expected as January's torrid pace, supported by stimulus checks, wasn't sustainable. Freezing weather across much of the nation had a negative impact as well. Spending is set to boom in the months ahead as the American Rescue Plan includes almost \$450 billion in aid to individuals and families. If the last round of \$600 stimulus checks managed to bolster retail sales so much in January, imagine what March's \$1,400 checks will do to sales in the next few months. That idea is supported by a big jump in March's consumer confidence index which posted its biggest single month gain in 18 years, climbing to 109.7. March's slate of housing data reflected February's freezing weather with both new and existing home sales declining, though home prices continue to rise. Existing home sales are being restrained by a lack of homes available for sale. Low inventories and higher prices are a recipe for new construction, which will further add to 2021 GDP growth.

With conditions rapidly improving on both the Covid-19 and economic fronts, economists have been busy revising their 2021 growth forecasts higher. The median forecast in Bloomberg's survey of economists currently shows first quarter gross domestic product advancing at a +4.7% quarter-over-quarter annualized rate, followed by a second quarter booming at +7%. GDP could easily expand more than +6% in 2021. Bond markets have taken note. Although the short end remains anchored by a Fed determined to stand pat until they see both sustained inflation and full employment, intermediate to long yields have climbed significantly. The five-year Treasury note yield, which rose 31 basis points during February, climbed another 21 basis points in March to close the month at 0.94%. The 10-year T-note closed March at 1.74%, up 83 bps since the year began.

**For the Quarter Ended
March 31, 2021**

This report is prepared for the **Town of Addison** (the "Entity") in accordance with Chapter 2256 of the Texas Public Funds Investment Act ("PFIA"). Section 2256.023(a) of the PFIA states that: "Not less than quarterly, the investment officer shall prepare and submit to the governing body of the entity a written report of the investment transactions for all funds covered by this chapter for the preceding reporting period." This report is signed by the Entity's investment officers and includes the disclosures required in the PFIA. To the extent possible, market prices have been obtained from independent pricing sources.

The investment portfolio complied with the PFIA and the Entity's approved Investment Policy and Strategy throughout the period. All investment transactions made in the portfolio during this period were made on behalf of the Entity and were made in full compliance with the PFIA and the approved Investment Policy.

Officer Names and Titles:



Name: Steven Glickman, CPA

Title: Chief Financial Officer

Name: Amanda D. Turner, CPA

Title: Controller

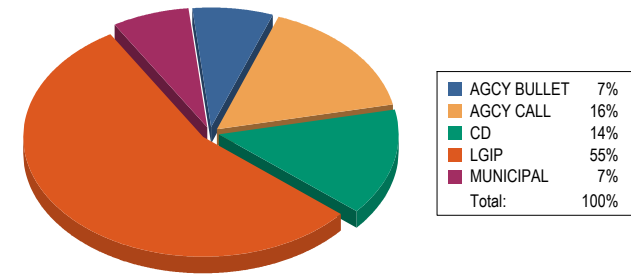
Account Summary

Allocation by Security Type

Beginning Values as of 12/31/20

Ending Values as of 03/31/21

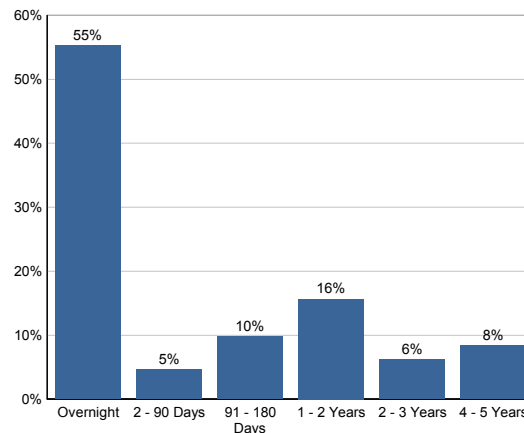
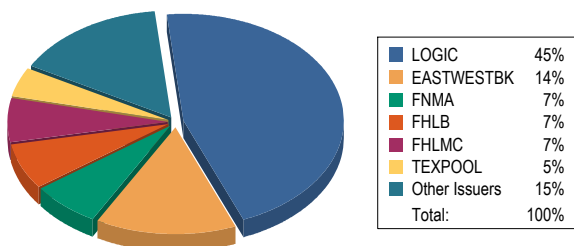
Par Value	102,437,909.82	106,690,263.15
Market Value	103,228,942.47	107,285,397.40
Book Value	103,100,077.79	107,279,066.55
Unrealized Gain/(Loss)	128,864.68	6,330.85
Market Value %	100.12%	100.01%
Weighted Avg. YTW	0.477%	0.268%
Weighted Avg. YTM	0.477%	0.268%



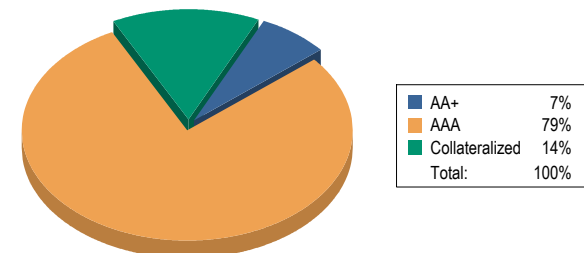
Allocation by Issuer

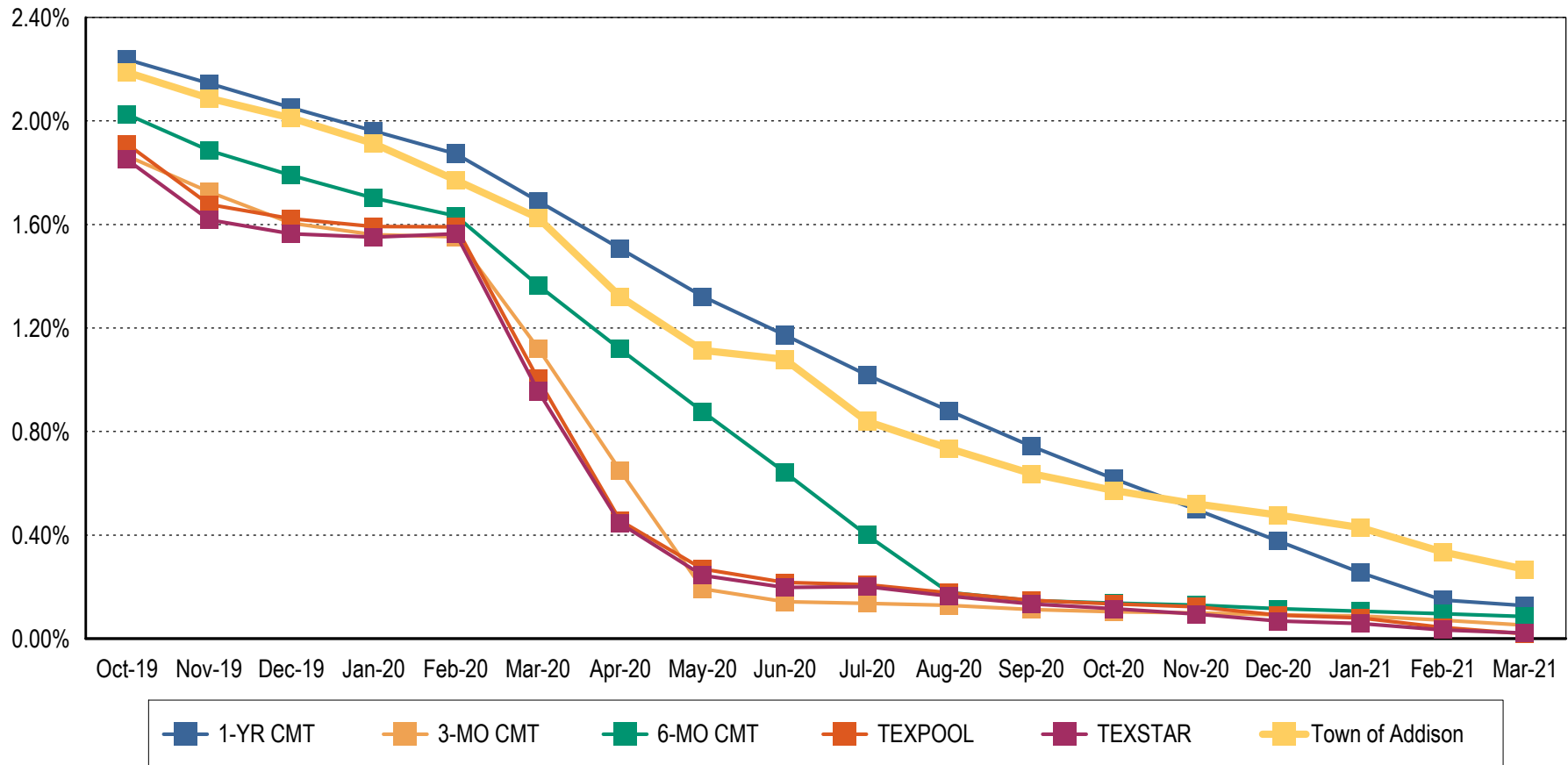
Maturity Distribution %

Credit Quality



Weighted Average Days to Maturity: 297





Note 1: CMT stands for Constant Maturity Treasury. This data is published in Federal Reserve Statistical Release H.15 and represents an average of all actively traded Treasury securities having that time remaining until maturity. This is a standard industry benchmark for Treasury securities. The CMT benchmarks are moving averages. The 3-month CMT is the daily average for the previous 3 months, the 6-month CMT is the daily average for the previous 6 months, and the 1-year and 2-year CMT's are the daily averages for the previous 12-months.

Note 2: Benchmark data for TexPool is the monthly average yield.

Note 3: Benchmark data for TexSTAR is the monthly average yield.

CUSIP	Settle Date	Sec. Type	Sec. Description	CPN	Mty Date	Next Call	Call Type	Par Value	Purch Price	Orig Cost	Book Value	Mkt Price	Market Value	Days to Mty	Days to Call	YTM	YTW
Pooled Funds																	
LOGIC		LGIP	LOGIC					48,738,486.37	100.000	48,738,486.37	48,738,486.37	100.000	48,738,486.37	1		0.096	0.096
TEXPOOL		LGIP	TexPool					4,885,226.94	100.000	4,885,226.94	4,885,226.94	100.000	4,885,226.94	1		0.019	0.019
TEXSTAR		LGIP	TexSTAR					3,203,108.54	100.000	3,203,108.54	3,203,108.54	100.000	3,203,108.54	1		0.022	0.022
TXCLASS		LGIP	Texas CLASS					2,500,532.42	100.000	2,500,532.42	2,500,532.42	100.000	2,500,532.42	1		0.105	0.105
CD-5883	06/04/20	CD	East West Bk CD	0.580	06/04/21			2,511,986.07	100.000	2,511,986.07	2,511,986.07	100.000	2,511,986.07	65		0.580	0.580
CD-1790	06/08/20	CD	East West Bk CD	0.440	06/08/21			2,508,966.68	100.000	2,508,966.68	2,508,966.68	100.000	2,508,966.68	69		0.440	0.440
CD-8603-3	07/28/20	CD	East West Bk CD	0.410	07/28/21			5,262,364.96	100.000	5,262,364.96	5,262,364.96	100.000	5,262,364.96	119		0.410	0.410
CD-8019-3	08/12/20	CD	East West Bk CD	0.380	08/12/21			5,177,924.50	100.000	5,177,924.50	5,177,924.50	100.000	5,177,924.50	134		0.380	0.380
3134GVUK2	05/15/20	AGCY CALL	FHLMC	0.300	05/13/22	5/13/2021	ONE TIME	5,000,000.00	99.975	4,998,750.00	4,999,299.25	100.013	5,000,651.50	408	43	0.313	0.313
052403GX4	11/12/20	MUNICIPAL	Austin Comm Clg, TX	5.000	08/01/22			1,875,000.00	107.717	2,019,693.75	1,987,285.16	106.186	1,990,989.38	488		0.488	0.488
3133EFUJ4	04/09/20	AGCY BULET	FFCB	2.150	12/29/22			3,000,000.00	104.242	3,127,260.00	3,081,778.83	103.480	3,104,393.70	638		0.577	0.577
882669BR4	12/23/20	MUNICIPAL	TX Pub Fin Auth	0.286	02/01/23			2,000,000.00	100.000	2,000,000.00	2,000,000.00	100.070	2,001,398.80	672		0.286	0.286
3130ADRG9	03/13/20	AGCY BULET	FHLB	2.750	03/10/23			4,500,000.00	105.640	4,753,806.46	4,665,440.52	104.912	4,721,040.00	709		0.837	0.837
3135G05R0	08/13/20	AGCY CALL	FNMA	0.300	08/10/23	8/10/2022	QRTLY	3,000,000.00	99.806	2,994,180.00	2,995,407.03	100.020	3,000,611.40	862	497	0.365	0.365
3130AJZJ1	08/31/20	AGCY CALL	FHLB	0.320	08/25/23	Anytime	CONT	2,666,666.67	99.950	2,665,333.34	2,665,593.12	100.003	2,666,747.74	877	5	0.337	0.337
882669BS2	12/23/20	MUNICIPAL	TX Pub Fin Auth	0.503	02/01/24			1,000,000.00	100.000	1,000,000.00	1,000,000.00	100.084	1,000,836.80	1,037		0.503	0.503
3136G4A45	07/22/20	AGCY CALL	FNMA	0.710	07/22/25	7/22/2021	QRTLY	1,500,000.00	99.995	1,499,925.00	1,499,935.22	99.461	1,491,912.90	1,574	113	0.711	0.711
150461M57	10/23/20	MUNICIPAL	City of Cedar Park, TX	2.950	08/15/25			2,360,000.00	110.976	2,619,033.60	2,595,730.94	109.187	2,576,815.80	1,598		0.630	0.630
3136G4N74	08/21/20	AGCY CALL	FNMA	0.560	08/21/25	2/21/2023	QRTLY	1,500,000.00	100.000	1,500,000.00	1,500,000.00	98.601	1,479,007.80	1,604	692	0.560	0.560
3136G4V59	08/27/20	AGCY CALL	FNMA	0.625	08/27/25	8/27/2021	QRTLY	1,500,000.00	100.000	1,500,000.00	1,500,000.00	98.865	1,482,982.50	1,610	149	0.625	0.625
3134GWUG9	09/24/20	AGCY CALL	FHLMC	0.570	09/24/25	9/24/2021	QRTLY	2,000,000.00	100.000	2,000,000.00	2,000,000.00	98.971	1,979,412.60	1,638	177	0.570	0.570
Total for Pooled Funds								106,690,263.15	100.768	107,466,578.63	107,279,066.55	100.592	107,285,397.40	297		0.268	0.268
Total for Town of Addison								106,690,263.15	100.768	107,466,578.63	107,279,066.55	100.592	107,285,397.40	297		0.268	0.268

CUSIP	Security Type	Security Description	12/31/20 Book Value	Cost of Purchases	Maturities / Calls / Sales	Amortization / Accretion	Realized Gain/(Loss)	03/31/21 Book Value	12/31/20 Market Value	03/31/21 Market Value	Change in Mkt Value
Pooled Funds											
LOGIC	LGIP	LOGIC	27,170,676.47	21,567,809.90	0.00	0.00	0.00	48,738,486.37	27,170,676.47	48,738,486.37	21,567,809.90
TEXPOOL	LGIP	TexPool	4,884,658.98	567.96	0.00	0.00	0.00	4,885,226.94	4,884,658.98	4,885,226.94	567.96
TEXSTAR	LGIP	TexSTAR	3,202,809.30	299.24	0.00	0.00	0.00	3,203,108.54	3,202,809.30	3,203,108.54	299.24
TXCLASS	LGIP	Texas CLASS	0.00	2,500,532.44	0.00	0.00	0.00	2,500,532.42	0.00	2,500,532.42	2,500,532.42
07287CP97	CP - DISC	Baylor Scott & White 0.000 02/09/21	2,999,415.00	0.00	(3,000,000.00)	585.00	0.00	0.00	2,999,490.00	0.00	(2,999,490.00)
9128283X6	TREAS NOTE	U.S. Treasury 2.250 02/15/21	5,003,640.40	0.00	(5,000,000.00)	(3,640.40)	0.00	0.00	5,011,974.00	0.00	(5,011,974.00)
9128284B3	TREAS NOTE	U.S. Treasury 2.375 03/15/21	5,007,042.70	0.00	(5,000,000.00)	(7,042.70)	0.00	0.00	5,021,691.00	0.00	(5,021,691.00)
89233GQP4	CP - DISC	Toyota Mtr Cr 0.000 03/23/21	1,998,830.00	0.00	(2,000,000.00)	1,170.00	0.00	0.00	1,999,353.20	0.00	(1,999,353.20)
CD-5883	CD	East West Bk CD 0.580 06/04/21	2,508,396.19	3,589.88	0.00	0.00	0.00	2,511,986.07	2,508,396.19	2,511,986.07	3,589.88
CD-1790	CD	East West Bk CD 0.440 06/08/21	2,506,246.11	2,720.57	0.00	0.00	0.00	2,508,966.68	2,506,246.11	2,508,966.68	2,720.57
CD-8603-3	CD	East West Bk CD 0.410 07/28/21	5,257,047.63	5,317.33	0.00	0.00	0.00	5,262,364.96	5,257,047.63	5,262,364.96	5,317.33
CD-8019-3	CD	East West Bk CD 0.380 08/12/21	5,173,075.14	4,849.36	0.00	0.00	0.00	5,177,924.50	5,173,075.14	5,177,924.50	4,849.36
3134GVUK2	AGCY CALL	FHLMC 0.300 05/13/22	4,999,142.70	0.00	0.00	156.55	0.00	4,999,299.25	5,000,089.50	5,000,651.50	562.00
052403GX4	MUNICIPAL	Austin Comm Clg, TX 5.000 08/01/22	2,008,274.03	0.00	0.00	(20,988.87)	0.00	1,987,285.16	2,011,800.00	1,990,989.38	(20,810.62)
3133EFUJ4	AGCY BULET	FFCB 2.150 12/29/22	3,093,440.73	0.00	0.00	(11,661.90)	0.00	3,081,778.83	3,117,672.30	3,104,393.70	(13,278.60)
882669BR4	MUNICIPAL	TX Pub Fin Auth 0.286 02/01/23	2,000,000.00	0.00	0.00	0.00	0.00	2,000,000.00	2,000,240.00	2,001,398.80	1,158.80
3130ADRG9	AGCY BULET	FHLB 2.750 03/10/23	4,686,537.02	0.00	0.00	(21,096.50)	0.00	4,665,440.52	4,756,492.80	4,721,040.00	(35,452.80)
3135G05R0	AGCY CALL	FNMA 0.300 08/10/23	2,994,922.38	0.00	0.00	484.65	0.00	2,995,407.03	3,000,769.20	3,000,611.40	(157.80)
3130AJZJ1	AGCY CALL	FHLB 0.320 08/25/23	2,998,667.40	0.00	(333,333.33)	259.05	0.00	2,665,593.12	2,997,600.90	2,666,747.74	(330,853.16)
882669BS2	MUNICIPAL	TX Pub Fin Auth 0.503 02/01/24	1,000,000.00	0.00	0.00	0.00	0.00	1,000,000.00	1,000,310.00	1,000,836.80	526.80
3133ELU85	AGCY CALL	FFCB 0.600 01/15/25	1,498,309.74	0.00	(1,500,000.00)	1,690.26	0.00	0.00	1,499,658.00	0.00	(1,499,658.00)
3136G4A45	AGCY CALL	FNMA 0.710 07/22/25	1,499,931.53	0.00	0.00	3.69	0.00	1,499,935.22	1,500,305.55	1,491,912.90	(8,392.65)
150461M57	MUNICIPAL	City of Cedar Park, TX 2.950 08/15/25	2,609,014.34	0.00	0.00	(13,283.40)	0.00	2,595,730.94	2,624,036.80	2,576,815.80	(47,221.00)
3134GWHU3	AGCY CALL	FHLMC 0.700 08/18/25	3,000,000.00	0.00	(3,000,000.00)	0.00	0.00	0.00	3,000,340.20	0.00	(3,000,340.20)
3136G4N74	AGCY CALL	FNMA 0.560 08/21/25	1,500,000.00	0.00	0.00	0.00	0.00	1,500,000.00	1,492,943.70	1,479,007.80	(13,935.90)
3136G4V59	AGCY CALL	FNMA 0.625 08/27/25	1,500,000.00	0.00	0.00	0.00	0.00	1,500,000.00	1,495,283.10	1,482,982.50	(12,300.60)
3134GWUG9	AGCY CALL	FHLMC 0.570 09/24/25	2,000,000.00	0.00	0.00	0.00	0.00	2,000,000.00	1,995,982.40	1,979,412.60	(16,569.80)
Total for Pooled Funds			103,100,077.79	24,085,686.68	(19,833,333.33)	(73,364.57)	0.00	107,279,066.55	103,228,942.47	107,285,397.40	4,056,454.93
Total for Town of Addison			103,100,077.79	24,085,686.68	(19,833,333.33)	(73,364.57)	0.00	107,279,066.55	103,228,942.47	107,285,397.40	4,056,454.93

CUSIP	Security Type	Security Description	Beg. Accrued	Interest Earned	Interest Rec'd / Sold / Matured	Interest Purchased	Ending Accrued	Disc Accr / Prem Amort	Net Income
Pooled Funds									
LOGIC	LGIP	LOGIC	0.00	10,440.06	10,440.06	0.00	0.00	0.00	10,440.06
TEXPOOL	LGIP	TexPool	0.00	567.96	567.96	0.00	0.00	0.00	567.96
TEXSTAR	LGIP	TexSTAR	0.00	299.24	299.24	0.00	0.00	0.00	299.24
TXCLASS	LGIP	Texas CLASS	0.00	532.42	532.42	0.00	0.00	0.00	532.42
07287CP97	CP - DISC	Baylor Scott & White 0.000 02/09/21	0.00	0.00	0.00	0.00	0.00	585.00	585.00
9128283X6	TREAS NOTE	U.S. Treasury 2.250 02/15/21	42,493.21	13,756.79	56,250.00	0.00	0.00	(3,640.40)	10,116.39
9128284B3	TREAS NOTE	U.S. Treasury 2.375 03/15/21	35,428.18	23,946.82	59,375.00	0.00	0.00	(7,042.70)	16,904.12
89233GQP4	CP - DISC	Toyota Mtr Cr 0.000 03/23/21	0.00	0.00	0.00	0.00	0.00	1,170.00	1,170.00
CD-5883	CD	East West Bk CD 0.580 06/04/21	39.86	3,589.94	3,589.88	0.00	39.92	0.00	3,589.94
CD-1790	CD	East West Bk CD 0.440 06/08/21	30.21	2,720.61	2,720.57	0.00	30.25	0.00	2,720.61
CD-8603-3	CD	East West Bk CD 0.410 07/28/21	59.05	5,317.39	5,317.33	0.00	59.11	0.00	5,317.39
CD-8019-3	CD	East West Bk CD 0.380 08/12/21	53.86	4,849.41	4,849.36	0.00	53.91	0.00	4,849.41
3134GVUK2	AGCY CALL	FHLMC 0.300 05/13/22	2,000.00	3,750.00	0.00	0.00	5,750.00	156.55	3,906.55
052403GX4	MUNICIPAL	Austin Comm Clg, TX 5.000 08/01/22	12,760.42	23,437.50	20,572.92	0.00	15,625.00	(20,988.87)	2,448.63
3133EFUJ4	AGCY BULET	FFCB 2.150 12/29/22	358.33	16,125.00	0.00	0.00	16,483.33	(11,661.90)	4,463.10
882669BR4	MUNICIPAL	TX Pub Fin Auth 0.286 02/01/23	127.11	1,430.00	0.00	0.00	1,557.11	0.00	1,430.00
3130ADRG9	AGCY BULET	FHLB 2.750 03/10/23	38,156.25	30,937.50	61,875.00	0.00	7,218.75	(21,096.50)	9,841.00
3135G05R0	AGCY CALL	FNMA 0.300 08/10/23	3,525.00	2,250.00	4,500.00	0.00	1,275.00	484.65	2,734.65
3130AJZJ1	AGCY CALL	FHLB 0.320 08/25/23	3,360.00	2,293.33	4,800.00	0.00	853.33	259.05	2,552.38
882669BS2	MUNICIPAL	TX Pub Fin Auth 0.503 02/01/24	111.78	1,257.50	0.00	0.00	1,369.28	0.00	1,257.50
3133ELU85	AGCY CALL	FFCB 0.600 01/15/25	4,150.00	350.00	4,500.00	0.00	0.00	1,690.26	2,040.26
3136G4A45	AGCY CALL	FNMA 0.710 07/22/25	4,703.75	2,662.50	5,325.00	0.00	2,041.25	3.69	2,666.19
150461M57	MUNICIPAL	City of Cedar Park, TX 2.950 08/15/25	26,300.89	17,405.00	34,810.00	0.00	8,895.89	(13,283.40)	4,121.60
3134GWHU3	AGCY CALL	FHLMC 0.700 08/18/25	7,758.33	2,741.67	10,500.00	0.00	0.00	0.00	2,741.67
3136G4N74	AGCY CALL	FNMA 0.560 08/21/25	3,033.33	2,100.00	4,200.00	0.00	933.33	0.00	2,100.00
3136G4V59	AGCY CALL	FNMA 0.625 08/27/25	3,229.17	2,343.75	4,687.50	0.00	885.42	0.00	2,343.75
3134GWUG9	AGCY CALL	FHLMC 0.570 09/24/25	3,071.67	2,850.00	5,700.00	0.00	221.67	0.00	2,850.00
Total for Pooled Funds			190,750.40	177,954.39	305,412.24	0.00	63,292.55	(73,364.57)	104,589.82
Total for Town of Addison			190,750.40	177,954.39	305,412.24	0.00	63,292.55	(73,364.57)	104,589.82

Trade Date	Settle Date	CUSIP	Security Type	Security Description	Coupon	Mty Date	Call Date	Par Value	Price	Principal Amount	Int Purchased / Received	Total Amount	Realized Gain / Loss	YTM	YTW
Pooled Funds															
Calls															
01/14/21	01/15/21	3133ELU85	AGCY CALL	FFCB	0.600	01/15/25	01/15/21	1,500,000.00	100.000	1,500,000.00	0.00	1,500,000.00		0.628	0.600
02/17/21	02/18/21	3134GWHU3	AGCY CALL	FHLMC	0.700	08/18/25	02/18/21	3,000,000.00	100.000	3,000,000.00	0.00	3,000,000.00		0.700	0.700
02/25/21	02/25/21	3130AJZJ1	AGCY CALL	FHLB	0.320	08/25/23	02/25/21	333,333.33	100.000	333,333.33	0.00	333,333.33		0.337	0.320
Total for: Calls								4,833,333.33		4,833,333.33	0.00	4,833,333.33		0.653	0.643
Maturities															
02/09/21	02/09/21	07287CP97	CP - DISC	Baylor Scott & White		02/09/21		3,000,000.00	100.000	3,000,000.00	0.00	3,000,000.00		0.180	
02/15/21	02/15/21	9128283X6	TREAS NOTE	U.S. Treasury	2.250	02/15/21		5,000,000.00	100.000	5,000,000.00	0.00	5,000,000.00		1.650	
03/15/21	03/15/21	9128284B3	TREAS NOTE	U.S. Treasury	2.375	03/15/21		5,000,000.00	100.000	5,000,000.00	0.00	5,000,000.00		1.671	
03/23/21	03/23/21	89233GQP4	CP - DISC	Toyota Mtr Cr		03/23/21		2,000,000.00	100.000	2,000,000.00	0.00	2,000,000.00		0.260	
Total for: Maturities								15,000,000.00		15,000,000.00	0.00	15,000,000.00		1.178	
Income Payments															
01/15/21	01/15/21	3133ELU85	AGCY CALL	FFCB	0.600	01/15/25				0.00	4,500.00	4,500.00			
01/22/21	01/22/21	3136G4A45	AGCY CALL	FNMA	0.710	07/22/25				0.00	5,325.00	5,325.00			
01/31/21	01/31/21	CD-5883	CD	East West Bk CD	0.580	06/04/21				0.00	1,235.93	1,235.93			
01/31/21	01/31/21	CD-8019-3	CD	East West Bk CD	0.380	08/12/21				0.00	1,669.82	1,669.82			
01/31/21	01/31/21	CD-8603-3	CD	East West Bk CD	0.410	07/28/21				0.00	1,830.92	1,830.92			
01/31/21	01/31/21	CD-1790	CD	East West Bk CD	0.440	06/08/21				0.00	936.75	936.75			
02/01/21	02/01/21	052403GX4	MUNICIPAL	Austin Comm Cig, TX	5.000	08/01/22				0.00	20,572.92	20,572.92			
02/10/21	02/10/21	3135G05R0	AGCY CALL	FNMA	0.300	08/10/23				0.00	4,500.00	4,500.00			
02/16/21	02/15/21	150461M57	MUNICIPAL	City of Cedar Park, TX	2.950	08/15/25				0.00	34,810.00	34,810.00			
02/16/21	02/15/21	9128283X6	TREAS NOTE	U.S. Treasury	2.250	02/15/21				0.00	56,250.00	56,250.00			
02/18/21	02/18/21	3134GWHU3	AGCY CALL	FHLMC	0.700	08/18/25				0.00	10,500.00	10,500.00			
02/22/21	02/21/21	3136G4N74	AGCY CALL	FNMA	0.560	08/21/25				0.00	4,200.00	4,200.00			
02/25/21	02/25/21	3130AJZJ1	AGCY CALL	FHLB	0.320	08/25/23				0.00	4,800.00	4,800.00			
02/28/21	02/28/21	CD-8603-3	CD	East West Bk CD	0.410	07/28/21				0.00	1,654.28	1,654.28			
02/28/21	02/28/21	CD-1790	CD	East West Bk CD	0.440	06/08/21				0.00	846.40	846.40			
02/28/21	02/28/21	CD-5883	CD	East West Bk CD	0.580	06/04/21				0.00	1,116.86	1,116.86			
02/28/21	02/28/21	CD-8019-3	CD	East West Bk CD	0.380	08/12/21				0.00	1,508.69	1,508.69			

Trade Date	Settle Date	CUSIP	Security Type	Security Description	Coupon	Mty Date	Call Date	Par Value	Price	Principal Amount	Int Purchased / Received	Total Amount	Realized Gain / Loss	YTM	YTW
------------	-------------	-------	---------------	----------------------	--------	----------	-----------	-----------	-------	------------------	--------------------------	--------------	----------------------	-----	-----

Pooled Funds

Income Payments

03/01/21	02/27/21	3136G4V59	AGCY CALL	FNMA	0.625	08/27/25				0.00	4,687.50	4,687.50			
03/10/21	03/10/21	3130ADRG9	AGCY BULET	FHLB	2.750	03/10/23				0.00	61,875.00	61,875.00			
03/15/21	03/15/21	9128284B3	TREAS NOTE	U.S. Treasury	2.375	03/15/21				0.00	59,375.00	59,375.00			
03/24/21	03/24/21	3134GWUG9	AGCY CALL	FHLMC	0.570	09/24/25				0.00	5,700.00	5,700.00			
03/31/21	03/31/21	CD-8603-3	CD	East West Bk CD	0.410	07/28/21				0.00	1,832.13	1,832.13			
03/31/21	03/31/21	CD-1790	CD	East West Bk CD	0.440	06/08/21				0.00	937.42	937.42			
03/31/21	03/31/21	CD-5883	CD	East West Bk CD	0.580	06/04/21				0.00	1,237.09	1,237.09			
03/31/21	03/31/21	CD-8019-3	CD	East West Bk CD	0.380	08/12/21				0.00	1,670.85	1,670.85			

Total for: Income Payments

0.00 293,572.56 293,572.56

Capitalized Interest

01/31/21	01/31/21	CD-5883	CD	East West Bk CD	0.580	06/04/21		1,235.93	100.000	1,235.93	0.00	1,235.93			
01/31/21	01/31/21	CD-8019-3	CD	East West Bk CD	0.380	08/12/21		1,669.82	100.000	1,669.82	0.00	1,669.82			
01/31/21	01/31/21	CD-8603-3	CD	East West Bk CD	0.410	07/28/21		1,830.92	100.000	1,830.92	0.00	1,830.92			
01/31/21	01/31/21	CD-1790	CD	East West Bk CD	0.440	06/08/21		936.75	100.000	936.75	0.00	936.75			
02/28/21	02/28/21	CD-8603-3	CD	East West Bk CD	0.410	07/28/21		1,654.28	100.000	1,654.28	0.00	1,654.28			
02/28/21	02/28/21	CD-1790	CD	East West Bk CD	0.440	06/08/21		846.40	100.000	846.40	0.00	846.40			
02/28/21	02/28/21	CD-5883	CD	East West Bk CD	0.580	06/04/21		1,116.86	100.000	1,116.86	0.00	1,116.86			
02/28/21	02/28/21	CD-8019-3	CD	East West Bk CD	0.380	08/12/21		1,508.69	100.000	1,508.69	0.00	1,508.69			
03/31/21	03/31/21	CD-8603-3	CD	East West Bk CD	0.410	07/28/21		1,832.13	100.000	1,832.13	0.00	1,832.13			
03/31/21	03/31/21	CD-1790	CD	East West Bk CD	0.440	06/08/21		937.42	100.000	937.42	0.00	937.42			
03/31/21	03/31/21	CD-5883	CD	East West Bk CD	0.580	06/04/21		1,237.09	100.000	1,237.09	0.00	1,237.09			
03/31/21	03/31/21	CD-8019-3	CD	East West Bk CD	0.380	08/12/21		1,670.85	100.000	1,670.85	0.00	1,670.85			

Total for: Capitalized Interest

16,477.14 16,477.14 0.00 16,477.14

Trade Date	Settle Date	CUSIP	Security Type	Security Description	Coupon	Mty Date	Call Date	Par Value	Price	Principal Amount	Int Purchased / Received	Total Amount	Realized Gain / Loss	YTM	YTW
------------	-------------	-------	---------------	----------------------	--------	----------	-----------	-----------	-------	------------------	--------------------------	--------------	----------------------	-----	-----

Total for All Portfolios

Transaction Type	Quantity	Total Amount	Realized G/L	YTM	YTW
Total Calls	4,833,333.33	4,833,333.33		0.653	0.643
Total Maturities	15,000,000.00	15,000,000.00		1.178	
Total Income Payments	0.00	293,572.56			
Total Capitalized Interest	16,477.14	16,477.14			

CUSIP	Settle Date	Security Type	Security Description	Next Call Date	Purchase Qty	Orig Price	Original Cost	Amrt/Accr for Period	Total Amrt/Accr Since Purch	Remaining Disc / Prem	Book Value
Pooled Funds											
07287CP97	10/06/20	CP - DISC	Baylor Scott & White 0.000 02/09/21		0.00	99.937	0.00	585.00	0.00	0.00	0.00
9128283X6	12/27/19	TREAS NOTE	U.S. Treasury 2.250 02/15/21		0.00	100.672	0.00	(3,640.40)	0.00	0.00	0.00
9128284B3	11/26/19	TREAS NOTE	U.S. Treasury 2.375 03/15/21		0.00	100.902	0.00	(7,042.70)	0.00	0.00	0.00
89233GQP4	09/23/20	CP - DISC	Toyota Mtr Cr 0.000 03/23/21		0.00	99.869	0.00	1,170.00	0.00	0.00	0.00
CD-5883	06/04/20	CD	East West Bk CD 0.580 06/04/21		2,511,986.07	100.000	2,511,986.07	0.00	0.00	0.00	2,511,986.07
CD-1790	06/08/20	CD	East West Bk CD 0.440 06/08/21		2,508,966.68	100.000	2,508,966.68	0.00	0.00	0.00	2,508,966.68
CD-8603-3	07/28/20	CD	East West Bk CD 0.410 07/28/21		5,262,364.96	100.000	5,262,364.96	0.00	0.00	0.00	5,262,364.96
CD-8019-3	08/12/20	CD	East West Bk CD 0.380 08/12/21		5,177,924.50	100.000	5,177,924.50	0.00	0.00	0.00	5,177,924.50
3134GVUK2	05/15/20	AGCY CALL	FHLMC 0.300 05/13/22	05/13/21	5,000,000.00	99.975	4,998,750.00	156.55	549.25	700.75	4,999,299.25
052403GX4	11/12/20	MUNICIPAL	Austin Comm Clg, TX 5.000 08/01/22		1,875,000.00	107.717	2,019,693.75	(20,988.87)	(32,408.59)	(112,285.16)	1,987,285.16
3133EFUJ4	04/09/20	AGCY BULET	FFCB 2.150 12/29/22		3,000,000.00	104.242	3,127,260.00	(11,661.90)	(45,481.17)	(81,778.83)	3,081,778.83
882669BR4	12/23/20	MUNICIPAL	TX Pub Fin Auth 0.286 02/01/23		2,000,000.00	100.000	2,000,000.00	0.00	0.00	0.00	2,000,000.00
3130ADRG9	03/13/20	AGCY BULET	FHLB 2.750 03/10/23		4,500,000.00	105.640	4,753,806.46	(21,096.50)	(88,365.94)	(165,440.52)	4,665,440.52
3135G05R0	08/13/20	AGCY CALL	FNMA 0.300 08/10/23	08/10/22	3,000,000.00	99.806	2,994,180.00	484.65	1,227.03	4,592.97	2,995,407.03
3130AJZJ1	08/31/20	AGCY CALL	FHLB 0.320 08/25/23	02/25/21	2,666,666.67	99.950	2,665,333.34	259.05	259.78	1,073.55	2,665,593.12
882669BS2	12/23/20	MUNICIPAL	TX Pub Fin Auth 0.503 02/01/24		1,000,000.00	100.000	1,000,000.00	0.00	0.00	0.00	1,000,000.00
3133ELU85	07/20/20	AGCY CALL	FFCB 0.600 01/15/25	01/15/21	0.00	99.875	0.00	1,690.26	0.00	0.00	0.00
3136G4A45	07/22/20	AGCY CALL	FNMA 0.710 07/22/25	07/22/21	1,500,000.00	99.995	1,499,925.00	3.69	10.22	64.78	1,499,935.22
150461M57	10/23/20	MUNICIPAL	City of Cedar Park, TX 2.950 08/15/25		2,360,000.00	110.976	2,619,033.60	(13,283.40)	(23,302.66)	(235,730.94)	2,595,730.94
3134GWHU3	08/18/20	AGCY CALL	FHLMC 0.700 08/18/25	02/18/21	0.00	100.000	0.00	0.00	0.00	0.00	0.00
3136G4N74	08/21/20	AGCY CALL	FNMA 0.560 08/21/25	02/21/23	1,500,000.00	100.000	1,500,000.00	0.00	0.00	0.00	1,500,000.00
3136G4V59	08/27/20	AGCY CALL	FNMA 0.625 08/27/25	08/27/21	1,500,000.00	100.000	1,500,000.00	0.00	0.00	0.00	1,500,000.00
3134GWUG9	09/24/20	AGCY CALL	FHLMC 0.570 09/24/25	09/24/21	2,000,000.00	100.000	2,000,000.00	0.00	0.00	0.00	2,000,000.00
Total for Pooled Funds					47,362,908.88		48,139,224.36	(73,364.57)	(187,512.08)	(588,803.40)	47,951,712.28
Total for Town of Addison					47,362,908.88		48,139,224.36	(73,364.57)	(187,512.08)	(588,803.40)	47,951,712.28



Town of Addison
Projected Cash Flows
Cash Flows for next 180 days from 03/31/2021

CUSIP	Security Type	Security Description	Pay Date	Interest	Principal	Total Amount
Pooled Funds						
CD-1790	CD	East West Bk CD 0.440 06/08/21	04/30/21	919.95	0.00	919.95
CD-5883	CD	East West Bk CD 0.580 06/04/21	04/30/21	1,214.12	0.00	1,214.12
CD-8019-3	CD	East West Bk CD 0.380 08/12/21	04/30/21	1,639.67	0.00	1,639.67
CD-8603-3	CD	East West Bk CD 0.410 07/28/21	04/30/21	1,797.97	0.00	1,797.97
3134GVUK2	AGCY CALL	FHLMC 0.300 05/13/22	05/13/21	7,500.00	0.00	7,500.00
CD-1790	CD	East West Bk CD 0.440 06/08/21	05/31/21	919.95	0.00	919.95
CD-5883	CD	East West Bk CD 0.580 06/04/21	05/31/21	1,214.12	0.00	1,214.12
CD-8019-3	CD	East West Bk CD 0.380 08/12/21	05/31/21	1,639.67	0.00	1,639.67
CD-8603-3	CD	East West Bk CD 0.410 07/28/21	05/31/21	1,797.97	0.00	1,797.97
CD-5883	CD	East West Bk CD 0.580 06/04/21	06/04/21	159.66	2,511,986.07	2,512,145.73
CD-1790	CD	East West Bk CD 0.440 06/08/21	06/08/21	241.96	2,508,966.68	2,509,208.64
3133EFUJ4	AGCY BULET	FFCB 2.150 12/29/22	06/29/21	32,250.00	0.00	32,250.00
CD-8019-3	CD	East West Bk CD 0.380 08/12/21	06/30/21	1,639.67	0.00	1,639.67
CD-8603-3	CD	East West Bk CD 0.410 07/28/21	06/30/21	1,797.97	0.00	1,797.97
3136G4A45	AGCY CALL	FNMA 0.710 07/22/25	07/22/21	5,325.00	0.00	5,325.00
CD-8603-3	CD	East West Bk CD 0.410 07/28/21	07/28/21	1,655.12	5,262,364.96	5,264,020.08
CD-8019-3	CD	East West Bk CD 0.380 08/12/21	07/31/21	1,639.67	0.00	1,639.67
052403GX4	MUNICIPAL	Austin Comm Clq, TX 5.000 08/01/22	08/01/21	46,875.00	0.00	46,875.00
882669BR4	MUNICIPAL	TX Pub Fin Auth 0.286 02/01/23	08/01/21	3,463.77	0.00	3,463.77
882669BS2	MUNICIPAL	TX Pub Fin Auth 0.503 02/01/24	08/01/21	3,045.94	0.00	3,045.94
3135G05R0	AGCY CALL	FNMA 0.300 08/10/23	08/10/21	4,500.00	0.00	4,500.00
CD-8019-3	CD	East West Bk CD 0.380 08/12/21	08/12/21	646.88	5,177,924.50	5,178,571.38
150461M57	MUNICIPAL	City of Cedar Park, TX 2.950 08/15/25	08/15/21	34,810.00	0.00	34,810.00
3136G4N74	AGCY CALL	FNMA 0.560 08/21/25	08/21/21	4,200.00	0.00	4,200.00
3130AJZJ1	AGCY CALL	FHLB 0.320 08/25/23	08/25/21	4,266.66	0.00	4,266.66
3136G4V59	AGCY CALL	FNMA 0.625 08/27/25	08/27/21	4,687.50	0.00	4,687.50
3130ADRG9	AGCY BULET	FHLB 2.750 03/10/23	09/10/21	61,875.00	0.00	61,875.00
3134GWUG9	AGCY CALL	FHLMC 0.570 09/24/25	09/24/21	5,700.00	0.00	5,700.00
Total for Pooled Funds				237,423.22	15,461,242.21	15,698,665.43

CUSIP	Security Type	Security Description	Pay Date	Interest	Principal	Total Amount
Total for All Portfolios						
			April 2021	5,571.71	0.00	5,571.71
			May 2021	13,071.71	0.00	13,071.71
			June 2021	36,089.26	5,020,952.75	5,057,042.01
			July 2021	8,619.79	5,262,364.96	5,270,984.75
			August 2021	106,495.75	5,177,924.50	5,284,420.25
			September 2021	67,575.00	0.00	67,575.00
Total Projected Cash Flows for Town of Addison				237,423.22	15,461,242.21	15,698,665.43