



ADDISON POLICE DEPARTMENT

Statistical Review and Annual Report

2020

FEDERAL DATA REPORTING

UCR VERSUS NIBRS

Benefits of switching from the Uniform Crime Reporting (UCR) Summary Reporting System (SRS) to the National Incident Based Reporting System (NIBRS):

Implemented to improve the overall quality of crime data collected by law enforcement, NIBRS captures details on each single crime incident—as well as on separate offenses within the same incident—including information on victims, known offenders, relationships between victims and offenders, arrestees, and property involved in crimes.

Unlike data reported through the UCR Program's traditional Summary Reporting System (SRS)—an aggregate monthly tally of crimes—NIBRS goes much deeper because of its ability to provide circumstances and context for crimes like location, time of day, and whether the incident was cleared.

When used to its full potential, NIBRS identifies, with precision, when and where crime takes place, what form it takes, and the characteristics of its victims and perpetrators. Armed with such information, law enforcement can better define the resources it needs to fight crime, as well as use those resources in the most efficient and effective manner.

NIBRS:

- ◆ Provides greater specificity in reporting offenses. Not only does NIBRS look at all of the offenses within an incident, but it also looks at many more offenses than the traditional SRS does. NIBRS collects data for 52 offenses, plus 10 additional offenses for which only arrests are reported. SRS counts limited data for 10 offenses and 20 additional crimes for which only arrests are reported.
 - ◆ Collects more detailed information, including incident date and time, whether reported offenses were attempted or completed, expanded victim types, relationships of victims to offenders and offenses, demographic details, location data, property descriptions, drug types and quantities, the offender's suspected use of drugs or alcohol, the involvement of gang activity, and whether a computer was used in the commission of the crime.
 - ◆ Helps give context to specific crime problems such as drug/narcotics and sex offenses, as well as issues like animal cruelty, identity theft, and computer hacking.
 - ◆ Provides greater analytic flexibility. Through NIBRS, data users can see many more facets of crime, as well as relationships and connections among these facets, than SRS provides.
-

UNIFORM CRIME REPORTING (UCR)

Long Term Trends

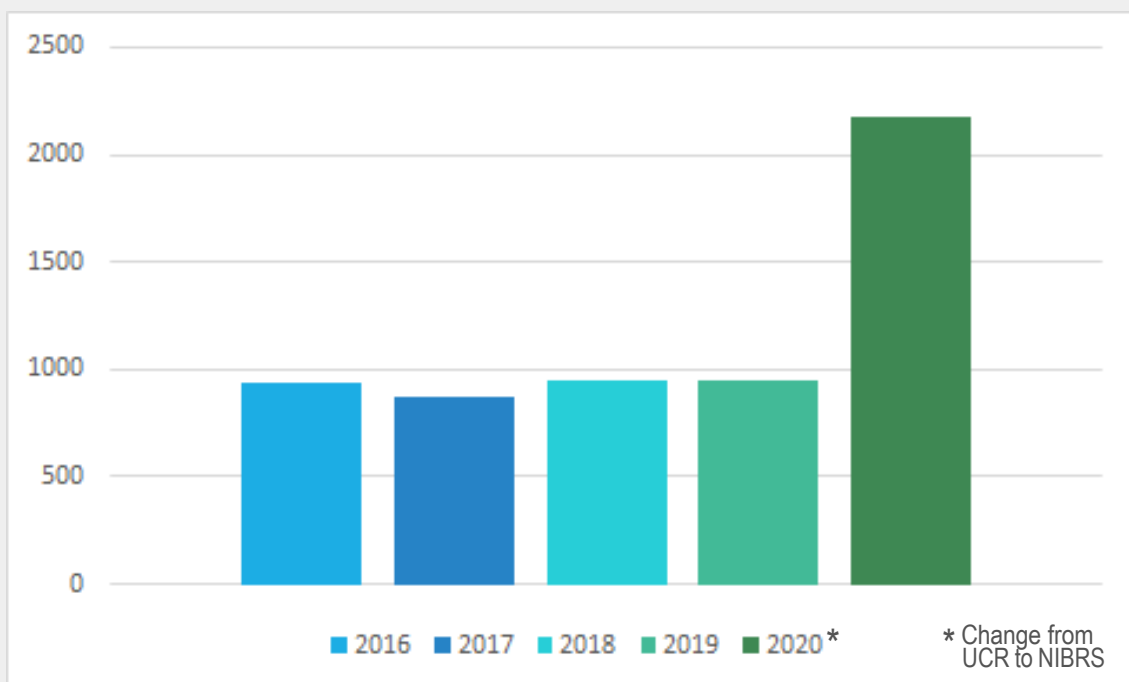
The Uniform Crime Reporting (UCR) program was started by the FBI to develop a system of consistent police crime statistics across the nation based on population. Part 1 offenses are the following 7 offenses: murder, rape, robbery, aggravated assault, burglary, larceny-theft, and theft of motor vehicles.

UCR statistics can give a brief comparison of major crime across the country over time. However, many categories of crime were excluded from UCR such as financial crime, cyber crime, and crimes relating to public safety. Any lesser crimes or arrests from the same incident were also not counted.

2019 was the last year Addison submitted UCR data to the FBI. Comparative statistics for other cities and states will now be formatted as NIBRS data.

The graph below shows the total number of Addison UCR Part 1 or NIBRS Group A offenses over a 5 year period.

Total Number of Offenses:

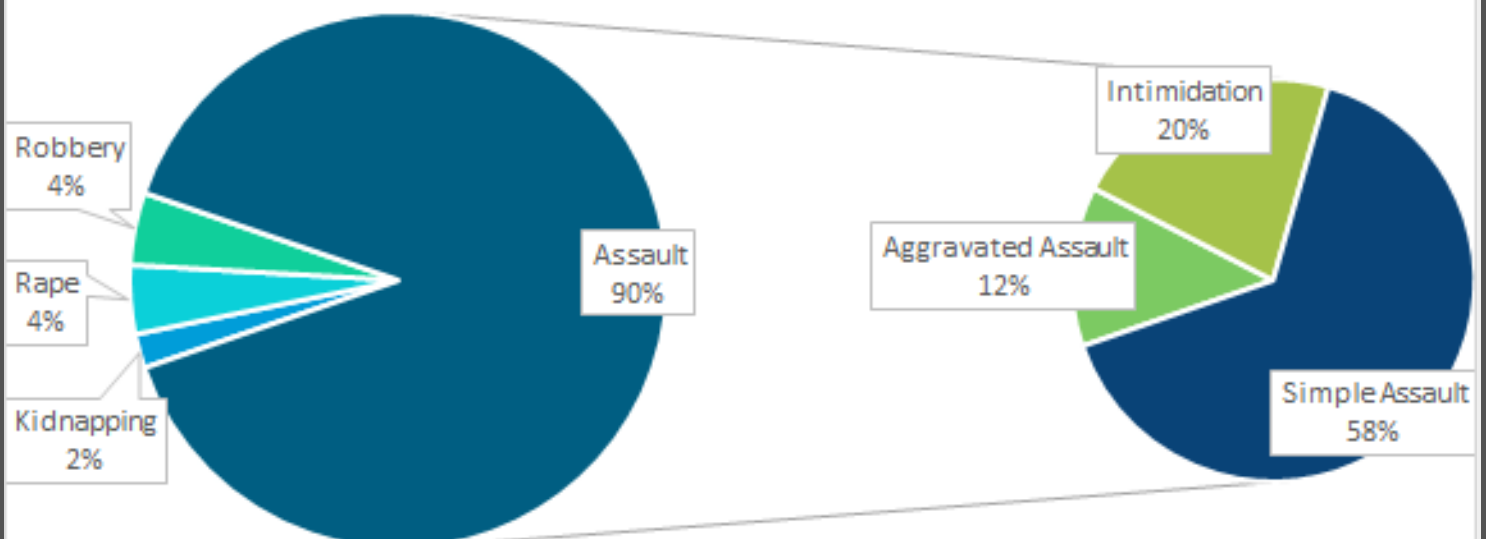


NIBRS GROUP A OFFENSES

2020 Crimes Against Persons

| NIBRS Group | NIBRS Code Name | OFFENSES | CLEARED | CLEARED |
|--------------|--------------------------------|------------|------------|--------------|
| Murder | Murder & Nonneglegent Homicide | 0 | 0 | |
| | Neglegent Manslaughter | 0 | 0 | |
| | Justifiable Homicide | 0 | 0 | |
| Kidnapping | Kidnapping/Abduction | 7 | 6 | 85.7% |
| Rape | Rape | 12 | 11 | 91.7% |
| | Sodomy | 0 | 0 | |
| | Sexual Assault with an Object | 1 | 1 | 100.0% |
| | Fondling | 5 | 3 | 60.0% |
| | Incest | 0 | 0 | |
| | Statutory Rape | 2 | 2 | 100.0% |
| Robbery | Robbery | 20 | 7 | 35.0% |
| Assault | Aggravated Assault | 44 | 32 | 72.7% |
| | Simple Assault | 257 | 221 | 86.0% |
| | Intimidation | 77 | 54 | 70.1% |
| Trafficking | Commercial Sex Acts | 0 | 0 | |
| | Involuntary Servitude | 0 | 0 | |
| TOTAL | | 425 | 337 | 79.3% |

The total number of offenses in each NIBRS group are represented in the pie charts below. The chart on the left shows that 90% of the Crimes against Persons offenses that are reported are assaults. The chart on the right breaks down the assaults into the 3 types: aggravated assault, simple assault, and intimidation.

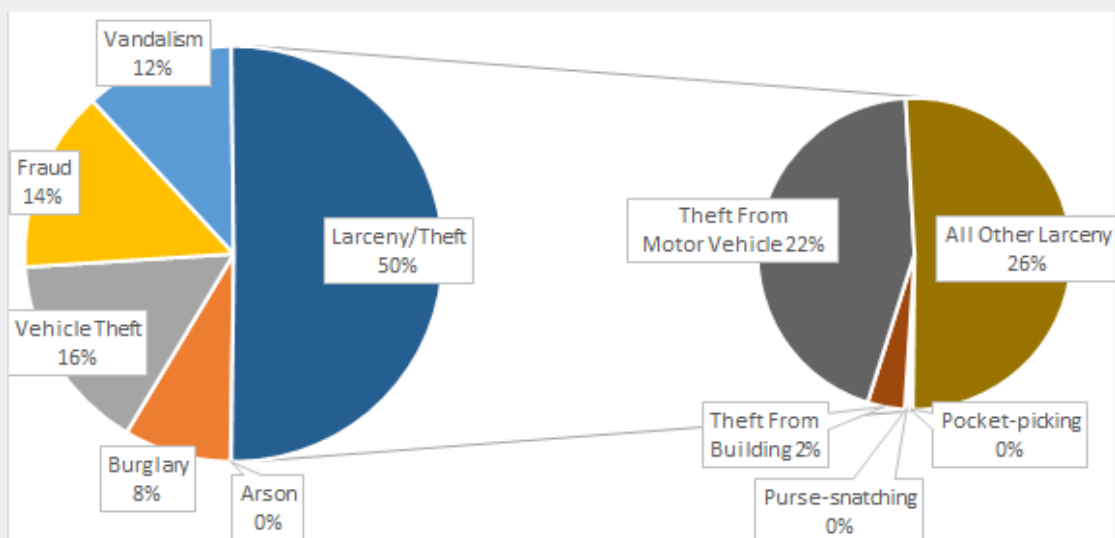


NIBRS GROUP A OFFENSES

2020 Crimes Against Property

| NIBRS Group | NIBRS Code Name | OFFENSES | CLEARED | CLEARED |
|---------------|--------------------------------------------|------------|------------|--------------|
| Arson | Arson | 1 | 1 | 100.0% |
| Burglary | Burglary/Breaking & Entering | 120 | 25 | 20.8% |
| Vehicle Theft | Motor Vehicle Theft | 223 | 52 | 23.3% |
| Fraud | Counterfeiting/Forgery | 53 | 10 | 18.9% |
| | False Pretenses/Swindle/Confidence Game | 26 | 12 | 46.2% |
| | Credit Card/Automated Teller Machine Fraud | 67 | 15 | 22.4% |
| | Impersonation | 1 | 0 | 0.0% |
| | Welfare Fraud | 0 | 0 | |
| | Wire Fraud | 0 | 0 | |
| | Identity Theft | 58 | 21 | 36.2% |
| Vandalism | Destruction/Damage/Vandalism of Property | 168 | 30 | 17.9% |
| Larceny-Theft | Pocket-picking | 3 | 0 | 0.0% |
| | Purse-snatching | 3 | 1 | 33.3% |
| | Shoplifting | 0 | 0 | |
| | Theft From Building | 28 | 8 | 28.6% |
| | Theft from Coin Operated Machine | 0 | 0 | |
| | Theft From Motor Vehicle | 322 | 19 | 5.9% |
| | Theft of Motor Vehicle Parts/Accessories | 0 | 0 | |
| | Stolen Property Offenses | 0 | 0 | |
| | Embezzlement | 0 | 0 | |
| | All Other Larceny | 372 | 68 | 18.3% |
| Cybercrime | Hacking/Computer Invasion | 0 | 0 | |
| Coercion | Extortion/Blackmail | 0 | 0 | |
| | Bribery | 0 | 0 | |
| TOTAL | | 717 | 166 | 23.2% |

The total number of offenses in each NIBRS group are represented in the pie charts below. The chart on the left shows that 50% of the Crimes against Property offenses that are reported are thefts. The chart on the right breaks down the thefts into the 10 types, showing the 5 types which contain at least one reported offense: pocket-picking, purse-snatching, theft from building, theft from motor vehicle, and other larceny.

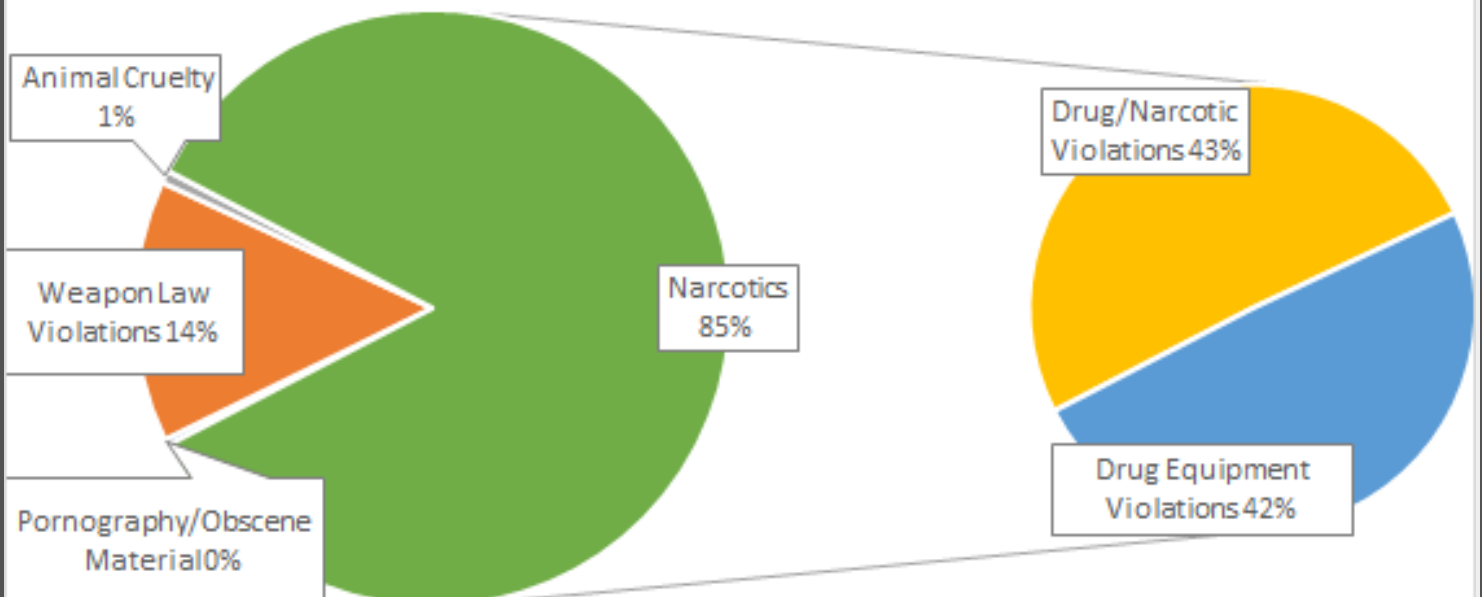


NIBRS GROUP A OFFENSES

2020 Crimes Against Society

| NIBRS Group | NIBRS Code Name | OFFENSES | CLEARED | CLEARED |
|--------------------|----------------------------------------|------------|------------|---------------|
| Obscenity | Prostitution | 0 | 0 | |
| | Assisting or Promoting Prostitution | 0 | 0 | |
| | Purchasing Prostitution | 0 | 0 | |
| | Pornography/Obscene Material | 1 | 1 | 100.0% |
| Weapons | Weapon Law Violations | 42 | 40 | 95.2% |
| Animal Cruelty | Animal Cruelty | 2 | 0 | 0.0% |
| Narcotics | Drug/Narcotic Violations | 127 | 124 | 97.6% |
| | Drug Equipment Violations | 124 | 123 | 99.2% |
| Gambling/Tampering | Betting/Wagering | 0 | 0 | |
| | Operation/Promoting/Assisting Gambling | 0 | 0 | |
| | Gambling Equipment Violation | 0 | 0 | |
| | Sports Tampering | 0 | 0 | |
| TOTAL | | 296 | 288 | 97.3% |

The total number of offenses in each NIBRS group are represented in the pie charts below. The chart on the left shows that 85% of the Crimes against Society offenses that are reported are narcotics related. The chart on the right breaks down the narcotics into the 2 types: drugs/narcotics violations (possession, sales) and drug equipment violations (paraphernalia).

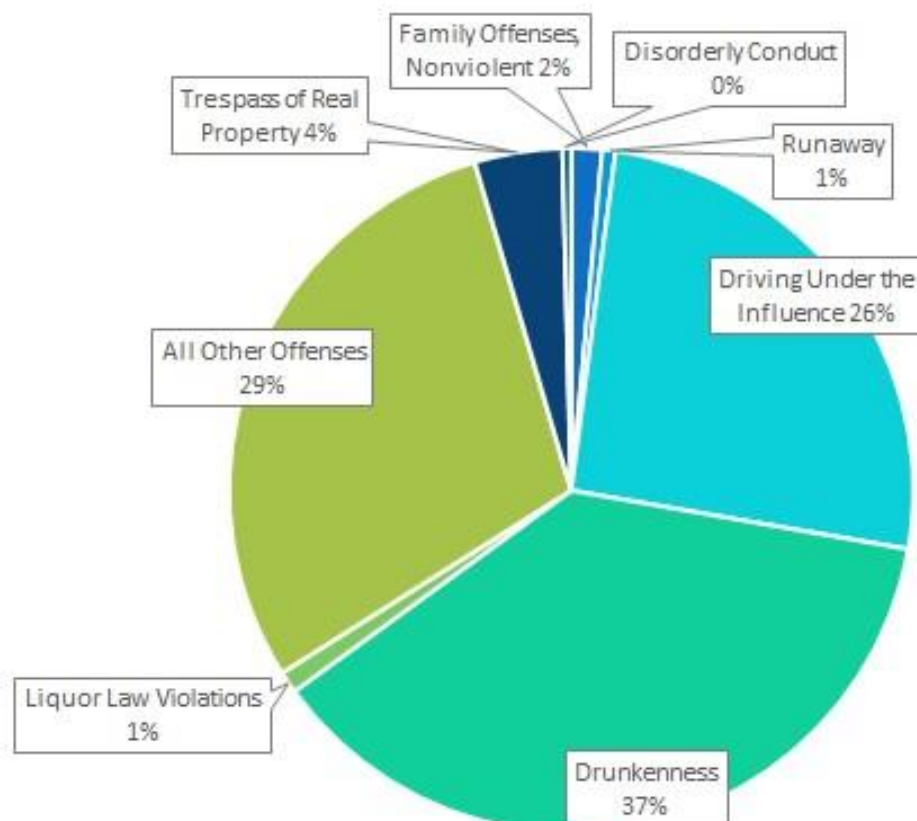


NIBRS GROUP B OFFENSES

2020 Other Offenses

| NIBRS Group | NIBRS Code Name | OFFENSES | CLEARED | CLEARED |
|----------------|--------------------------------------|------------|------------|--------------|
| Family | Family Offenses, Nonviolent | 7 | 6 | 85.7% |
| | Runaway | 3 | 2 | 66.7% |
| Other Theft | Bad Checks | 0 | 0 | |
| Public Conduct | Curfew/Loitering/Vagrancy Violations | 0 | 0 | |
| | Trespass of Real Property | 20 | 17 | 85.0% |
| | Peeping Tom | 0 | 0 | |
| | Disorderly Conduct | 2 | 2 | 100.0% |
| Alcohol | Driving Under the Influence | 124 | 123 | 99.2% |
| | Drunkness | 180 | 179 | 99.4% |
| | Liquor Law Violations | 5 | 5 | 100.0% |
| Other Theft | All Other Offenses | 142 | 118 | 83.1% |
| TOTAL | | 483 | 452 | 93.6% |

The total number of offenses in each NIBRS code name are represented in the pie charts below. Due to the small number of offenses examined in the Group B category they are not grouped and there is only one pie chart. The NIBRS code names with the largest reported incidents are drunkness (public intoxication), driving under the influence (DUI), and trespass of real property (criminal trespass).



COVID-19

Departmental Impact

The impacts of COVID-19 have been felt across the nation since March of 2020. APD has adapted to the unique challenges and difficulties of operating with members of the public during this highly infectious pandemic. Immediate changes to operations were made and safety remains the highest concern for our employees and citizens.


Unemployment spiked which historically has heavily affected crime rates

Restrictions on any optional traffic stops, suspicious activity markouts, and public contact activity

Jails intermittently unable to accept any arrested persons due to COVID outbreaks

Courts halted proceedings and transitioned to online hearings

Enforcement changes highly favor writing at-large warrants for nonviolent misdemeanors



All Town-sponsored events were cancelled, ACAP program suspended, and other community outreach programs halted

Phone-only reports for delayed offenses without physical evidence

Lack of confirmation on arrest warrants across the state leaving officers unable to arrest wanted persons

Restaurants, bars, and other businesses operated at reduced or no occupancy

COVID-19

Departmental Impact

Patrol Division

2019:

Offense Reports: 2,919

Arrest Reports: 1,750

Citations: 5,295

Warnings: 6,903

Calls for Service: 16,967

Self-Initiated Activity: 61,346

Traffic Stops: 11,251

Suspicious Activity: 3,995

2020:

Offense Reports: 2,591

Arrest Reports: 1,002

Citations: 1,883

Warnings: 3,140

Calls for Service: 14,468

Self-Initiated Activity: 54,036

Traffic Stops: 4,541

Suspicious Activity: 3,062

Criminal Investigations Division

2019:

Detectives: 10

Cases Assigned: 4,259

Cases Cleared: 2,653

Cases Suspended: 1,544

Cases Active: 62

2020*:

Detectives: 8**

Cases Assigned: 3,626

Cases Cleared: 2,309

Cases Suspended: 1,304

Cases Active: 13

* Staffing numbers as of 3/18/21

**2 vacancies due to retirement

ONLINE RESOURCES

Crime Maps, Emailed Alerts, and More

<https://communitycrimemap.com>

Very similar to Google Maps, this website plots a variety of crimes on a map so citizens can see what offenses are occurring in surrounding neighborhoods, in prospective towns, or across the United States.

Date Range: Select a time frame of data.

Event: Choose which offenses to view.

Offenders: See where sexual offenders reside.

Density Map: Create Heat Maps to see concentrations of offenses.

Agency Layers: Pick which police agency's reported offenses to view.



www.addisontx.net

www.facebook.com/townofaddison/

www.facebook.com/townofaddisonpolicedepartment/

www.facebook.com/townofaddisonanimalcontrol/

ADDISON POLICE DEPARTMENT

Staffing and Personnel



ADDISON POLICE DEPARTMENT

Police Recruitment Efforts

AddisonPoliceCareers.com

The screenshot shows the Addison Police Department website. At the top left is the 'ADDISON POLICE' logo. On the right, there are links for 'Services' and 'Join Our Team'. Below the navigation is a horizontal banner with three images: a woman in a hijab, a police officer, and a police badge. A vertical navigation menu on the left lists: Services (+), Join Our Team (-), Application Process, Benefits and Compensation, Exam, FAQs, Lateral Transfer, Opportunities, Requirements, and Your Police Department (+). The main content area features a 'Join Our Team' heading, a video player with the title 'Welcome from Addison', and a paragraph describing Addison as a small town with a large population and many amenities. Below this is another paragraph about the department's commitment to ethical standards and community service, followed by a print icon.

Town of Addison Police Department Facebook

The screenshot shows the Facebook page for the Town of Addison Police Department. On the left is the department's profile picture, which is a circular seal with a star in the center and the words 'LOYALTY & COURAGE' and 'INTEGRITY' around it. Below the seal is the text 'Town of Addison Police Department' and the handle '@townofaddisonpolicedepartment'. The main content area features a banner with the text 'Providing Superior Public Safety Services – The Addison Way' and a collage of four images: a police officer in uniform, three officers sitting on a motorcycle, a police officer speaking to a group of people, and a close-up of a police officer's helmet and gear.

ADDISON POLICE DEPARTMENT

Patrol Division

Arrests:
1,002

Citations:
1,883

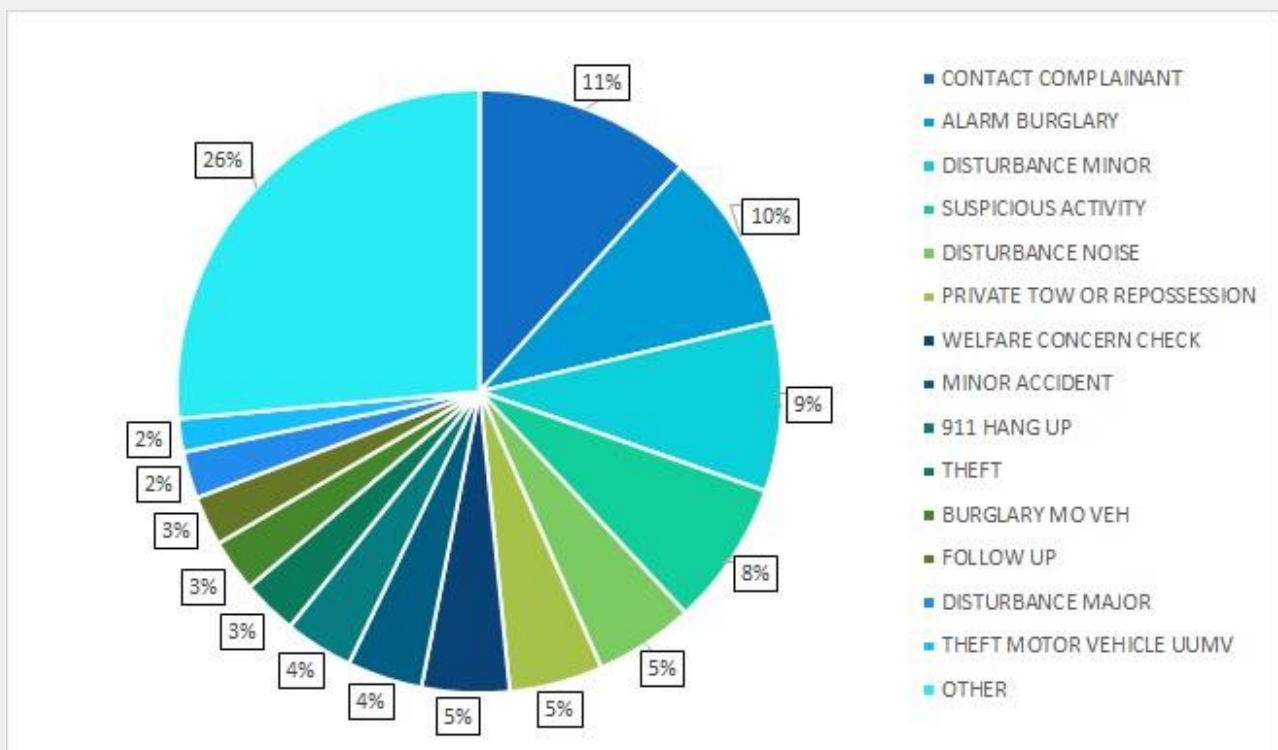
Warnings:
3,140

Staffing*:

- Officers Hired: 9
- Officers Resigned: 8
- Current Staffing: 62
- Maximum Staffing: 66

* Staffing numbers as of 3/18/21

Call Types for 2020:



Self-Initiated Activity:

- Assist Motorist
- Airport Patrol
- Business Contact
- Crime Risk Warning
- Follow Up
- Park Patrol
- Parking Violation
- Special Assignment
- Suspicious Activity
- Traffic Stop
- Vacation Watch
- Welfare Check

ADDISON POLICE DEPARTMENT

Criminal Investigations Division

Total Cases:

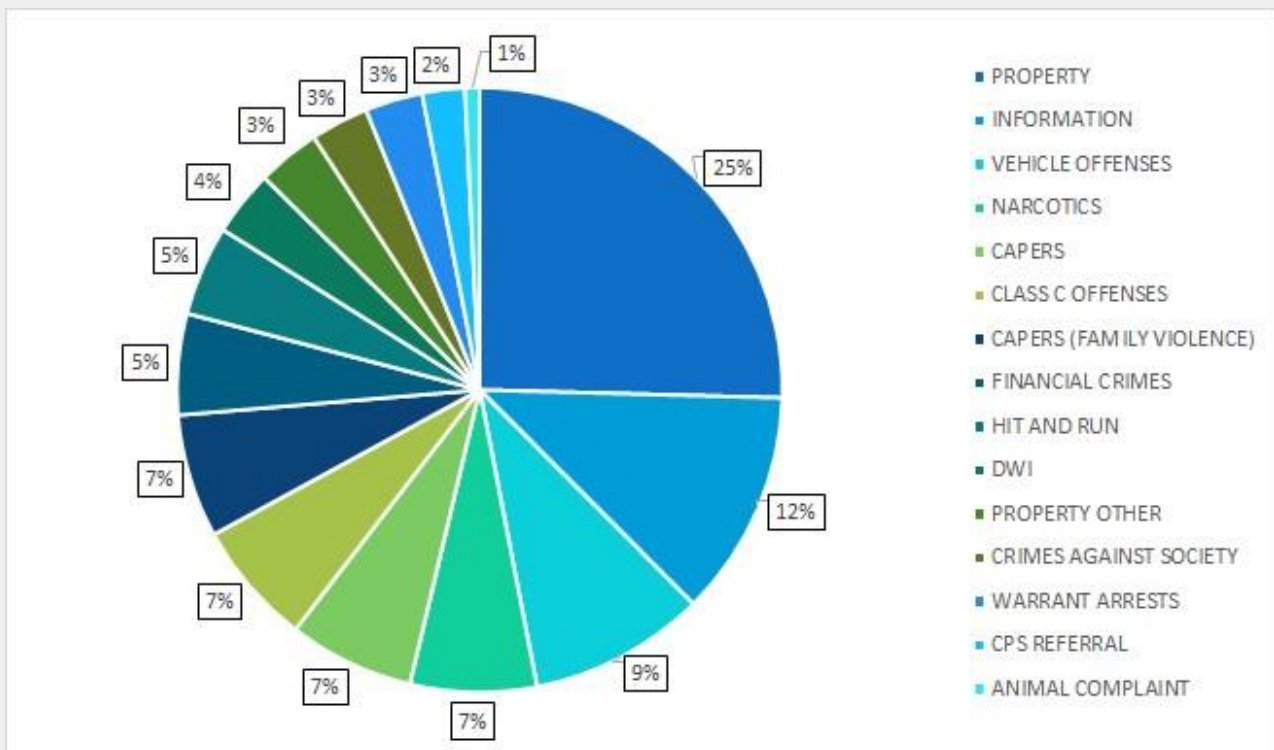
- Assigned: 3,626
- Cleared: 2,309
- Suspended: 1,304
- Active: 13

Staffing*:

- Detectives: 8**
- Working Days: 262
- Cases Assigned/Day: 13.8
- Cases Cleared/Day: 8.8

* Staffing numbers as of 3/18/21
 **2 vacancies due to retirement

Case Types for 2020:



CID Statistics for 2021:

- Stolen vehicles were recovered in 54.7% of cases
- Multiple high-profile cases were solved with multiple suspects arrested
- VICAP certification was obtained per Molly Jane's law (Texas HB 3106)
- Staff are developing LPR Phase Two to identify additional suspect vehicles

LICENSE PLATE RECOGNITION

Phase One (2018-2020)

Summary of Project:

The Town successfully installed 8 LPR cameras in the Les Lacs, Winnwood, and Oaks North neighborhoods. Investigators have access to scans from our cameras, over 550 other police agencies' cameras, and every commercial vehicle contributing their scans.

So far LPR has been critical in the investigation of 39 misdemeanor and felony cases. At least two stolen vehicles a month are recovered by patrol officers thanks to these alerts. Many high-profile cases can be solved partially or in whole due to LPR data.

One program offered by LPR, the Target Alert System (TAS), alerts every patrol officer of vehicles scanned in town tagged as missing persons, stolen vehicles, or felony warrants. This provides real-time location information for wanted persons and vehicles.

Investigators use current and historic LPR scans to identify suspect vehicles, correct addresses for wanted persons, and workplaces or temporary housing for suspects.

The Addison Police Department follows Town guidelines regarding use of data and restrictions on access. Audits are conducted by both internal staff and contracted experts. Please see the License Plate Addendum for a complete report of use.

Town Policy:

License Plate Recognition systems will be used by the police department for legitimate law enforcement purposes only investigating circumstances in which law enforcement officers reasonably believe that the plate data are relevant to an ongoing criminal investigation.

Unless plate data has been flagged, retention periods should be measured in days and weeks, not months and years. The Town will not store data about innocent people for more than 45 days and will only keep flagged data when it is necessary for legitimate law enforcement investigative purposes.

Citizens will be able to find out if plate data of vehicles registered to them are contained in the data base used by the police department.

The Town will not share plate data with non-law enforcement, third-parties. The Town will comply with the Texas DPS License Plate Depository Recognition Program and abide by their rules.

The police department will report data usage publicly and on an annual basis. The Town will not collect personally identifiable information.

ANIMAL CONTROL


Primary Duties:

- Bite and cruelty investigation
- Caretaking of loose, stray, and injured animals
- Animal adoption and transfers
- Wildlife monitoring



Yearly Statistics:

- Impounded Animals: 140
- Adoptions/Reclamations: 121
- Transfers: 17
- Trap/Neuter/Release: 16
- Bite Investigations: 19
- Average Length of Stay: 14 days
- Most Common Name: Harry



GOALS AND OBJECTIVES:

Review of 2020

Received FBI certification for NIBRS compliance and finished transition from UCR

Mark43 Records Management System project completed

Fulfilled fleet purchase and buildout

Activated peer support group and community mental health team

Completed cosmetic building renovations for common areas, breakroom, and jail transition

Phase One of License Plate Recognition pilot program completed



GOALS AND OBJECTIVES:

2021

Begin Phase Two of the License Plate Recognition project and plan for additional equipment rollout

Replace body-worn and in-car camera systems

Implement bond committee recommendations upon approval

- Complete police department firearms range ventilation project

Remain flexible and agile within the current COVID-19 environment

Continue to look for opportunities to build and maintain trust with citizens

Fill employee vacancies

