

Town of Addison



**For the Quarter Ended
September 30, 2020**

Report Name

- Certification Page
- Executive Summary
- Benchmark Comparison
- Detail of Security Holdings
- Change in Value
- Earned Income
- Investment Transactions
- Amortization and Accretion
- Projected Fixed Income Cash Flows

MARKET RECAP - SEPTEMBER 2020:

The U.S. economy continued to recover with some areas, housing in particular, doing exceptionally well. On the whole, economic data reporting during September was better than expected. The economy contracted at an annualized -31.4% rate during the second quarter, but the Atlanta Fed's GDPNow model is projecting a remarkable +34.6% rebound in the third quarter. The government clearly succeeded in keeping consumption afloat with stimulus including \$1200 checks for individuals, \$600 weekly unemployment supplements, and the Paycheck Protection Program. With those measures having expired, the question now is whether Americans can keep up the pace of spending into the fourth quarter.

There are still areas of concern, most notably on the employment front. Nonfarm payrolls added back another 1.4 million jobs during August and at this point, 10.5 million jobs have returned, which is still less than half of the 22 million jobs lost in March and April. The headline unemployment rate dropped from 10.2% to 8.4%, well below the 9.8% median forecast, but the broader U6 measure, the so called "under-employment rate" which is arguably a more accurate indicator, remains quite high 14.2%.

Weekly initial claims for unemployment benefits remain elevated with the four-week moving average ending September at 867k, roughly four times higher than pre-pandemic levels. On the brighter side, the ISM manufacturing index for August showed another month of improving optimism with the factory index climbing from 54.2 to 56.0, while the services index slipped from 58.1 to 56.9, indicating a more moderate pace of expansion. Retail sales for August came in below the +1.0% forecast at +0.6% but were still up +2.6% year-over-year. This seems remarkable considering around 20 million Americans were still jobless. Housing data has been nothing short of stunning. Existing home sales, which represent about 85% of the market, rose +14.6% in June, a record +24.7% in July and another +2.5% in August to climb above the 6 million annualized unit pace for the first time since late 2006. New home sales, making up a smaller (but very important) portion of the market rose a record +22.5% in May, +20.5% in June, +14.7% in July and another +4.8% in August to reach the 1 million annualized unit pace, also for the first time in almost 14 years. Americans with the financial means, no longer tethered to their office buildings, are apparently taking advantage of record low mortgage rates to exit big cities in search of the tranquil suburbs.

At the annual Jackson Hole Economic Policy Symposium in late-August, Fed Chairman Jay Powell announced a major shift in the Fed's inflation policy: a new pledge to focus on *maximum* employment and a commitment to an *average* inflation target that will let inflation run above 2% for a time. This suggests the overnight fed funds target will remain near zero for years to come. Treasury yields rose modestly in September, but we don't expect any significant changes in the near-term. Treasuries out to three years are trading below 0.16%, and it's not until five years that a modest upward slope can be observed, with the 5-year Treasury at 0.28% and the 10-year at 0.68%. Bloomberg's September survey of economists continues to forecast a zero-rate environment until at least 2023.

**For the Quarter Ended
September 30, 2020**

This report is prepared for the **Town of Addison** (the "Entity") in accordance with Chapter 2256 of the Texas Public Funds Investment Act ("PFIA"). Section 2256.023(a) of the PFIA states that: "Not less than quarterly, the investment officer shall prepare and submit to the governing body of the entity a written report of the investment transactions for all funds covered by this chapter for the preceding reporting period." This report is signed by the Entity's investment officers and includes the disclosures required in the PFIA. To the extent possible, market prices have been obtained from independent pricing sources.

The investment portfolio complied with the PFIA and the Entity's approved Investment Policy and Strategy throughout the period. All investment transactions made in the portfolio during this period were made on behalf of the Entity and were made in full compliance with the PFIA and the approved Investment Policy.

Officer Names and Titles:


Name: Steven Glickman, CPA Title: Chief Financial Officer


Name: Amanda D. Turner, CPA Title: Controller

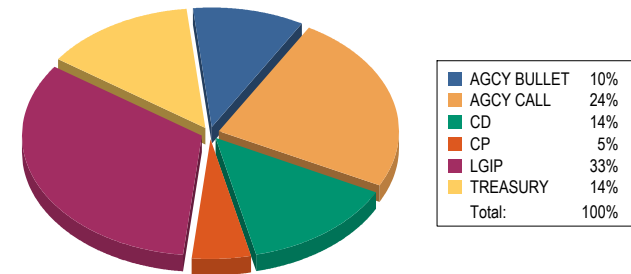
Account Summary

Allocation by Security Type

Beginning Values as of 06/30/20

Ending Values as of 09/30/20

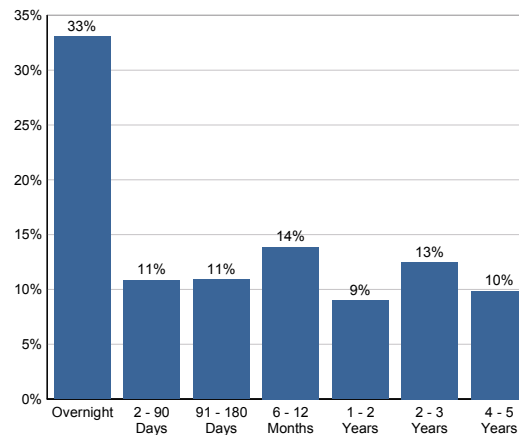
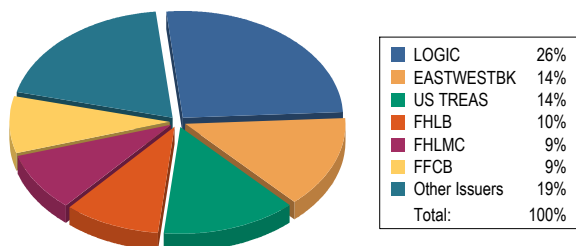
Par Value	106,028,192.37	110,716,340.08
Market Value	106,710,715.97	111,217,840.64
Book Value	106,443,478.79	111,058,441.91
Unrealized Gain/(Loss)	267,237.18	159,398.73
Market Value %	100.25%	100.14%
Weighted Avg. YTW	1.079%	0.637%
Weighted Avg. YTM	1.079%	0.637%



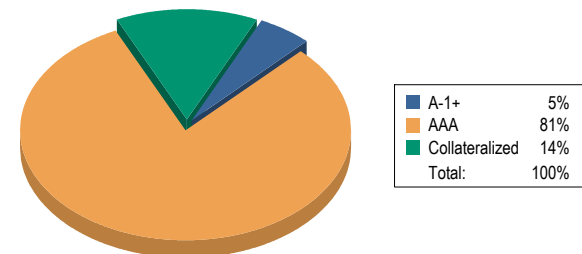
Allocation by Issuer

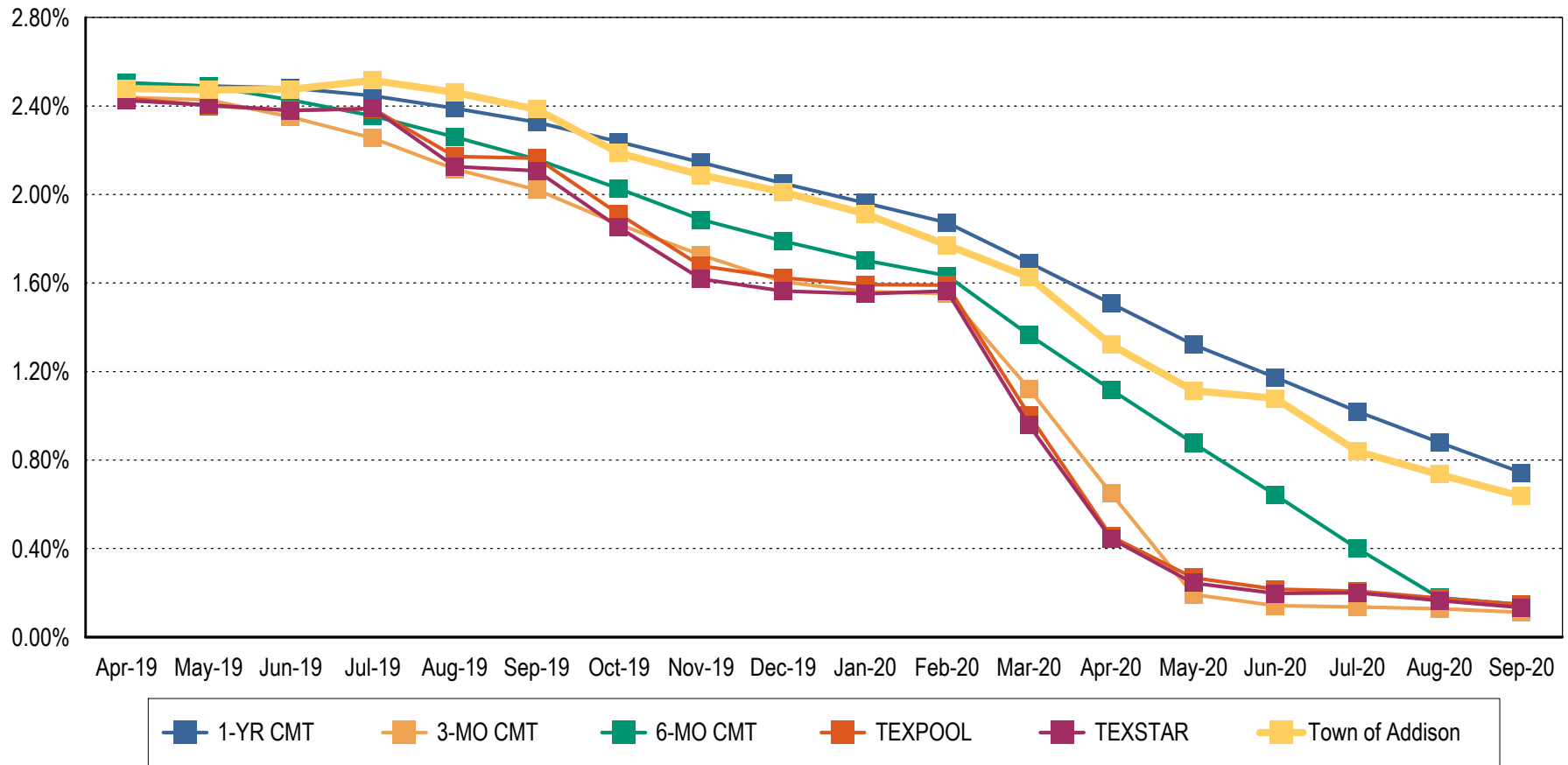
Maturity Distribution %

Credit Quality



Weighted Average Days to Maturity: 397





Note 1: CMT stands for Constant Maturity Treasury. This data is published in Federal Reserve Statistical Release H.15 and represents an average of all actively traded Treasury securities having that time remaining until maturity. This is a standard industry benchmark for Treasury securities. The CMT benchmarks are moving averages. The 3-month CMT is the daily average for the previous 3 months, the 6-month CMT is the daily average for the previous 6 months, and the 1-year and 2-year CMT's are the daily averages for the previous 12-months.

Note 2: Benchmark data for TexPool is the monthly average yield.

Note 3: Benchmark data for TexSTAR is the monthly average yield.

CUSIP	Settle Date	Sec. Type	Sec. Description	CPN	Mty Date	Next Call	Call Type	Par Value	Purch Price	Orig Cost	Book Value	Mkt Price	Market Value	Days to Mty	Days to Call	YTM	YTW
Pooled Funds																	
LOGIC		LGIP	LOGIC					28,658,101.24	100.000	28,658,101.24	28,658,101.24	100.000	28,658,101.24	1		0.256	0.256
TEXPOOL		LGIP	TexPool					4,883,234.31	100.000	4,883,234.31	4,883,234.31	100.000	4,883,234.31	1		0.147	0.147
TEXSTAR		LGIP	TexSTAR					3,202,064.16	100.000	3,202,064.16	3,202,064.16	100.000	3,202,064.16	1		0.134	0.134
9128282Z2	10/16/19	TREAS NOTE	U.S. Treasury	1.625	10/15/20			5,000,000.00	99.992	4,999,609.38	4,999,985.00	100.058	5,002,915.00	15		1.633	1.633
78009ALA0	02/18/20	CP - DISC	Royal Bank of Canada		11/10/20			4,000,000.00	98.847	3,953,893.33	3,993,066.68	99.989	3,999,571.60	41		1.578	1.578
3133XDVS7	02/11/20	AGCY BULET	FHLB	5.250	12/11/20			3,045,000.00	103.053	3,137,963.85	3,066,763.19	100.996	3,075,329.11	72		1.546	1.546
9128283X6	12/27/19	TREAS NOTE	U.S. Treasury	2.250	02/15/21			5,000,000.00	100.672	5,033,593.75	5,011,083.00	100.781	5,039,062.50	138		1.650	1.650
9128284B3	11/26/19	TREAS NOTE	U.S. Treasury	2.375	03/15/21			5,000,000.00	100.902	5,045,117.19	5,015,918.40	101.000	5,050,000.00	166		1.671	1.671
89233GQP4	09/23/20	CP - DISC	Toyota Mtr Cr		03/23/21			2,000,000.00	99.869	1,997,385.56	1,997,501.12	99.873	1,997,467.40	174		0.260	0.260
CD-5883	06/04/20	CD	East West Bk CD	0.580	06/04/21			2,504,731.83	100.000	2,504,731.83	2,504,731.83	100.000	2,504,731.83	247		0.580	0.580
CD-1790	06/08/20	CD	East West Bk CD	0.440	06/08/21			2,503,468.14	100.000	2,503,468.14	2,503,468.14	100.000	2,503,468.14	251		0.440	0.440
CD-8603-3	07/28/20	CD	East West Bk CD	0.410	07/28/21			5,251,617.70	100.000	5,251,617.70	5,251,617.70	100.000	5,251,617.70	301		0.410	0.410
CD-8019-3	08/12/20	CD	East West Bk CD	0.380	08/12/21			5,168,122.70	100.000	5,168,122.70	5,168,122.70	100.000	5,168,122.70	316		0.380	0.380
3133ELWK6	04/20/20	AGCY CALL	FFCB	0.550	10/20/21	10/20/2020	CONT	5,000,000.00	100.000	5,000,000.00	5,000,000.00	100.004	5,000,191.50	385	20	0.550	0.550
3134GVUK2	05/15/20	AGCY CALL	FHLMC	0.300	05/13/22	5/13/2021	ONE TIME	5,000,000.00	99.975	4,998,750.00	4,998,986.25	99.980	4,999,023.00	590	225	0.313	0.313
3133EFUJ4	04/09/20	AGCY BULET	FFCB	2.150	12/29/22			3,000,000.00	104.242	3,127,260.00	3,105,069.87	104.390	3,131,711.70	820		0.577	0.577
3130ADRG9	03/13/20	AGCY BULET	FHLB	2.750	03/10/23			4,500,000.00	105.640	4,753,806.46	4,707,612.90	106.171	4,777,695.45	891		0.837	0.837
3135G05R0	08/13/20	AGCY CALL	FNMA	0.300	08/10/23	8/10/2022	QRTLY	3,000,000.00	99.806	2,994,180.00	2,994,438.21	99.874	2,996,229.60	1,044	679	0.365	0.365
3130AJZJ1	08/31/20	AGCY CALL	FHLB	0.320	08/25/23	2/25/2021	CONT	3,000,000.00	99.950	2,998,500.00	2,998,542.90	99.997	2,999,910.00	1,059	148	0.337	0.337
3133ELU85	07/20/20	AGCY CALL	FFCB	0.600	01/15/25	1/15/2021	CONT	1,500,000.00	99.875	1,498,125.00	1,498,206.47	99.622	1,494,326.10	1,568	107	0.628	0.628
3136G4A45	07/22/20	AGCY CALL	FNMA	0.710	07/22/25	7/22/2021	QRTLY	1,500,000.00	99.995	1,499,925.00	1,499,927.84	99.906	1,498,596.45	1,756	295	0.711	0.711
3134GWHU3	08/18/20	AGCY CALL	FHLMC	0.700	08/18/25	2/18/2021	QRTLY	3,000,000.00	100.000	3,000,000.00	3,000,000.00	99.720	2,991,598.50	1,783	141	0.700	0.700
3136G4N74	08/21/20	AGCY CALL	FNMA	0.560	08/21/25	2/21/2023	QRTLY	1,500,000.00	100.000	1,500,000.00	1,500,000.00	99.784	1,496,754.60	1,786	874	0.560	0.560
3136G4V59	08/27/20	AGCY CALL	FNMA	0.625	08/27/25	8/27/2021	QRTLY	1,500,000.00	100.000	1,500,000.00	1,500,000.00	99.934	1,499,005.65	1,792	331	0.625	0.625
3134GWUG9	09/24/20	AGCY CALL	FHLMC	0.570	09/24/25	9/24/2021	QRTLY	2,000,000.00	100.000	2,000,000.00	2,000,000.00	99.856	1,997,112.40	1,820	359	0.570	0.570
Total for Pooled Funds								110,716,340.08	100.459	111,209,449.60	111,058,441.91	100.468	111,217,840.64	397		0.637	0.637
Total for Town of Addison								110,716,340.08	100.459	111,209,449.60	111,058,441.91	100.468	111,217,840.64	397		0.637	0.637

CUSIP	Security Type	Security Description	06/30/20 Book Value	Cost of Purchases	Maturities / Calls / Sales	Amortization / Accretion	Realized Gain/(Loss)	09/30/20 Book Value	06/30/20 Market Value	09/30/20 Market Value	Change in Mkt Value
Pooled Funds											
LOGIC	LGIP	LOGIC	17,003,628.17	21,647,933.41	(9,993,460.34)	0.00	0.00	28,658,101.24	17,003,628.17	28,658,101.24	11,654,473.07
TEXPOOL	LGIP	TexPool	4,881,046.87	2,187.44	0.00	0.00	0.00	4,883,234.31	4,881,046.87	4,883,234.31	2,187.44
TEXSTAR	LGIP	TexSTAR	5,700,439.44	799.74	(2,499,175.02)	0.00	0.00	3,202,064.16	5,700,439.44	3,202,064.16	(2,498,375.28)
89233GGD2	CP - DISC	Toyota Mtr Cr 0.000 07/13/20	1,998,706.66	0.00	(2,000,000.00)	1,293.34	0.00	0.00	1,999,914.80	0.00	(1,999,914.80)
46640PGH0	CP - DISC	J.P.Morgan Sec 0.000 07/17/20	1,498,760.00	0.00	(1,500,000.00)	1,240.00	0.00	0.00	1,499,927.10	0.00	(1,499,927.10)
CD-8603-2	CD	East West Bk CD 1.710 07/28/20	5,241,150.97	0.00	(5,241,150.97)	0.00	0.00	0.00	5,241,150.97	0.00	(5,241,150.97)
912828VP2	TREAS NOTE	U.S. Treasury 2.000 07/31/20	4,001,167.16	0.00	(4,000,000.00)	(1,167.16)	0.00	0.00	4,006,027.60	0.00	(4,006,027.60)
91514BGW7	CP - INT	Univ of TX 1.860 07/31/20	3,500,000.00	0.00	(3,500,000.00)	0.00	0.00	0.00	3,502,765.00	0.00	(3,502,765.00)
CD-8019-2	CD	East West Bk CD 1.730 08/12/20	5,155,160.86	7,579.95	(5,162,740.81)	0.00	0.00	0.00	5,155,160.86	0.00	(5,155,160.86)
912828VV9	TREAS NOTE	U.S. Treasury 2.125 08/31/20	3,002,787.84	0.00	(3,000,000.00)	(2,787.84)	0.00	0.00	3,009,663.00	0.00	(3,009,663.00)
3137EAEJ4	AGCY BULET	FHLMC 1.625 09/29/20	3,999,814.32	0.00	(4,000,000.00)	185.68	0.00	0.00	4,014,278.80	0.00	(4,014,278.80)
912828Z22	TREAS NOTE	U.S. Treasury 1.625 10/15/20	4,999,886.35	0.00	0.00	98.65	0.00	4,999,985.00	5,020,759.50	5,002,915.00	(17,844.50)
78009ALA0	CP - DISC	Royal Bank of Canada 0.000 11/10/20	3,977,120.00	0.00	0.00	15,946.68	0.00	3,993,066.68	3,997,443.60	3,999,571.60	2,128.00
3133XDVS7	AGCY BULET	FHLB 5.250 12/11/20	3,094,744.46	0.00	0.00	(27,981.27)	0.00	3,066,763.19	3,114,121.20	3,075,329.11	(38,792.09)
9128283X6	TREAS NOTE	U.S. Treasury 2.250 02/15/21	5,018,535.50	0.00	0.00	(7,452.50)	0.00	5,011,083.00	5,065,625.00	5,039,062.50	(26,562.50)
9128284B3	TREAS NOTE	U.S. Treasury 2.375 03/15/21	5,024,614.80	0.00	0.00	(8,696.40)	0.00	5,015,918.40	5,077,539.00	5,050,000.00	(27,539.00)
89233GQP4	CP - DISC	Toyota Mtr Cr 0.000 03/23/21	0.00	1,997,385.56	0.00	115.56	0.00	1,997,501.12	0.00	1,997,467.40	1,997,467.40
CD-5883	CD	East West Bk CD 0.580 06/04/21	2,501,072.82	3,659.01	0.00	0.00	0.00	2,504,731.83	2,501,072.82	2,504,731.83	3,659.01
CD-1790	CD	East West Bk CD 0.440 06/08/21	2,500,693.24	2,774.90	0.00	0.00	0.00	2,503,468.14	2,500,693.24	2,503,468.14	2,774.90
CD-8603-3	CD	East West Bk CD 0.410 07/28/21	0.00	5,251,617.70	0.00	0.00	0.00	5,251,617.70	0.00	5,251,617.70	5,251,617.70
CD-8019-3	CD	East West Bk CD 0.380 08/12/21	0.00	5,168,122.70	0.00	0.00	0.00	5,168,122.70	0.00	5,168,122.70	5,168,122.70
3133ELWK6	AGCY CALL	FFCB 0.550 10/20/21	5,000,000.00	0.00	0.00	0.00	0.00	5,000,000.00	5,000,013.00	5,000,191.50	178.50
3134GVJR0	AGCY CALL	FHLMC 1.050 04/13/22	3,000,000.00	0.00	(3,000,000.00)	0.00	0.00	0.00	3,000,872.10	0.00	(3,000,872.10)
3134GVUK2	AGCY CALL	FHLMC 0.300 05/13/22	4,998,829.90	0.00	0.00	156.35	0.00	4,998,986.25	4,996,452.50	4,999,023.00	2,570.50
3133EFUJ4	AGCY BULET	FFCB 2.150 12/29/22	3,116,698.23	0.00	0.00	(11,628.36)	0.00	3,105,069.87	3,139,274.10	3,131,711.70	(7,562.40)
3130ADRG9	AGCY BULET	FHLB 2.750 03/10/23	4,728,621.20	0.00	0.00	(21,008.30)	0.00	4,707,612.90	4,782,196.80	4,777,695.45	(4,501.35)
3134GVWQ7	AGCY CALL	FHLMC 0.550 05/19/23	2,500,000.00	0.00	(2,500,000.00)	0.00	0.00	0.00	2,500,650.50	0.00	(2,500,650.50)
3135G05R0	AGCY CALL	FNMA 0.300 08/10/23	0.00	2,994,180.00	0.00	258.21	0.00	2,994,438.21	0.00	2,996,229.60	2,996,229.60
3130AJZJ1	AGCY CALL	FHLB 0.320 08/25/23	0.00	2,998,500.00	0.00	42.90	0.00	2,998,542.90	0.00	2,999,910.00	2,999,910.00
3133ELU85	AGCY CALL	FFCB 0.600 01/15/25	0.00	1,498,125.00	0.00	81.47	0.00	1,498,206.47	0.00	1,494,326.10	1,494,326.10
3136G4A45	AGCY CALL	FNMA 0.710 07/22/25	0.00	1,499,925.00	0.00	2.84	0.00	1,499,927.84	0.00	1,498,596.45	1,498,596.45
3134GWHU3	AGCY CALL	FHLMC 0.700 08/18/25	0.00	3,000,000.00	0.00	0.00	0.00	3,000,000.00	0.00	2,991,598.50	2,991,598.50
3136G4N74	AGCY CALL	FNMA 0.560 08/21/25	0.00	1,500,000.00	0.00	0.00	0.00	1,500,000.00	0.00	1,496,754.60	1,496,754.60
3136G4V59	AGCY CALL	FNMA 0.625 08/27/25	0.00	1,500,000.00	0.00	0.00	0.00	1,500,000.00	0.00	1,499,005.65	1,499,005.65



Town of Addison
Change in Value
From 06/30/2020 to 09/30/2020

CUSIP	Security Type	Security Description	06/30/20 Book Value	Cost of Purchases	Maturities / Calls / Sales	Amortization / Accretion	Realized Gain/(Loss)	09/30/20 Book Value	06/30/20 Market Value	09/30/20 Market Value	Change in Mkt Value
Pooled Funds											
3134GWUG9	AGCY CALL	FHLMC 0.570 09/24/25	0.00	2,000,000.00	0.00	0.00	0.00	2,000,000.00	0.00	1,997,112.40	1,997,112.40
Total for Pooled Funds			106,443,478.79	51,072,790.41	(46,396,527.14)	(61,300.15)	0.00	111,058,441.91	106,710,715.97	111,217,840.64	4,507,124.67
Total for Town of Addison			106,443,478.79	51,072,790.41	(46,396,527.14)	(61,300.15)	0.00	111,058,441.91	106,710,715.97	111,217,840.64	4,507,124.67

CUSIP	Security Type	Security Description	Beg. Accrued	Interest Earned	Interest Rec'd / Sold / Matured	Interest Purchased	Ending Accrued	Disc Accr / Prem Amort	Net Income
Pooled Funds									
LOGIC	LGIP	LOGIC	0.00	19,473.07	19,473.07	0.00	0.00	0.00	19,473.07
TEXPOOL	LGIP	TexPool	0.00	2,187.44	2,187.44	0.00	0.00	0.00	2,187.44
TEXSTAR	LGIP	TexSTAR	0.00	1,624.72	1,624.72	0.00	0.00	0.00	1,624.72
89233GGD2	CP - DISC	Toyota Mtr Cr 0.000 07/13/20	0.00	0.00	0.00	0.00	0.00	1,293.34	1,293.34
46640PGH0	CP - DISC	J.P.Morgan Sec 0.000 07/17/20	0.00	0.00	0.00	0.00	0.00	1,240.00	1,240.00
CD-8603-2	CD	East West Bk CD 1.710 07/28/20	245.54	6,388.20	6,633.74	0.00	0.00	0.00	6,388.20
912828VP2	TREAS NOTE	U.S. Treasury 2.000 07/31/20	33,406.59	6,593.41	40,000.00	0.00	0.00	(1,167.16)	5,426.25
91514BGW7	CP - INT	Univ of TX 1.860 07/31/20	43,219.17	5,425.00	48,644.17	0.00	0.00	0.00	5,425.00
CD-8019-2	CD	East West Bk CD 1.730 08/12/20	244.34	10,027.95	10,272.29	0.00	0.00	0.00	10,027.95
912828VV9	TREAS NOTE	U.S. Treasury 2.125 08/31/20	21,307.74	10,567.26	31,875.00	0.00	0.00	(2,787.84)	7,779.42
3137EAEJ4	AGCY BULET	FHLMC 1.625 09/29/20	16,611.11	15,888.89	32,500.00	0.00	0.00	185.68	16,074.57
912828Z22	TREAS NOTE	U.S. Treasury 1.625 10/15/20	17,093.58	20,423.50	0.00	0.00	37,517.08	98.65	20,522.15
78009ALA0	CP - DISC	Royal Bank of Canada 0.000 11/10/20	0.00	0.00	0.00	0.00	0.00	15,946.68	15,946.68
3133XDVS7	AGCY BULET	FHLB 5.250 12/11/20	8,881.25	39,965.63	0.00	0.00	48,846.88	(27,981.27)	11,984.36
9128283X6	TREAS NOTE	U.S. Treasury 2.250 02/15/21	42,342.03	28,276.18	56,250.00	0.00	14,368.21	(7,452.50)	20,823.68
9128284B3	TREAS NOTE	U.S. Treasury 2.375 03/15/21	34,850.54	29,773.08	59,375.00	0.00	5,248.62	(8,696.40)	21,076.68
89233GQP4	CP - DISC	Toyota Mtr Cr 0.000 03/23/21	0.00	0.00	0.00	0.00	0.00	115.56	115.56
CD-5883	CD	East West Bk CD 0.580 06/04/21	39.74	3,659.07	3,659.01	0.00	39.80	0.00	3,659.07
CD-1790	CD	East West Bk CD 0.440 06/08/21	30.15	2,774.93	2,774.90	0.00	30.18	0.00	2,774.93
CD-8603-3	CD	East West Bk CD 0.410 07/28/21	0.00	3,891.98	3,832.99	0.00	58.99	0.00	3,891.98
CD-8019-3	CD	East West Bk CD 0.380 08/12/21	0.00	2,743.36	2,689.55	0.00	53.81	0.00	2,743.36
3133ELWK6	AGCY CALL	FFCB 0.550 10/20/21	5,423.61	6,875.00	0.00	0.00	12,298.61	0.00	6,875.00
3134GVJR0	AGCY CALL	FHLMC 1.050 04/13/22	6,825.00	1,050.00	7,875.00	0.00	0.00	0.00	1,050.00
3134GVUK2	AGCY CALL	FHLMC 0.300 05/13/22	2,000.00	3,750.00	0.00	0.00	5,750.00	156.35	3,906.35
3133EFUJ4	AGCY BULET	FFCB 2.150 12/29/22	358.33	16,125.00	0.00	0.00	16,483.33	(11,628.36)	4,496.64
3130ADRG9	AGCY BULET	FHLB 2.750 03/10/23	38,156.25	30,937.50	61,875.00	0.00	7,218.75	(21,008.30)	9,929.20
3134GVWQ7	AGCY CALL	FHLMC 0.550 05/19/23	1,604.17	1,833.33	3,437.50	0.00	0.00	0.00	1,833.33
3135G05R0	AGCY CALL	FNMA 0.300 08/10/23	0.00	1,200.00	0.00	(75.00)	1,275.00	258.21	1,458.21
3130AJZJ1	AGCY CALL	FHLB 0.320 08/25/23	0.00	800.00	0.00	(160.00)	960.00	42.90	842.90
3133ELU85	AGCY CALL	FFCB 0.600 01/15/25	0.00	1,775.00	0.00	(125.00)	1,900.00	81.47	1,856.47
3136G4A45	AGCY CALL	FNMA 0.710 07/22/25	0.00	2,041.25	0.00	0.00	2,041.25	2.84	2,044.09
3134GWHU3	AGCY CALL	FHLMC 0.700 08/18/25	0.00	2,508.33	0.00	0.00	2,508.33	0.00	2,508.33
3136G4N74	AGCY CALL	FNMA 0.560 08/21/25	0.00	933.33	0.00	0.00	933.33	0.00	933.33
3136G4V59	AGCY CALL	FNMA 0.625 08/27/25	0.00	885.42	0.00	0.00	885.42	0.00	885.42

CUSIP	Security Type	Security Description	Beg. Accrued	Interest Earned	Interest Rec'd / Sold / Matured	Interest Purchased	Ending Accrued	Disc Accr / Prem Amort	Net Income
Pooled Funds									
3134GWUG9	AGCY CALL	FHLMC 0.570 09/24/25	0.00	221.67	0.00	0.00	221.67	0.00	221.67
Total for Pooled Funds			272,639.14	280,619.50	394,979.38	(360.00)	158,639.26	(61,300.15)	219,319.35
Total for Town of Addison			272,639.14	280,619.50	394,979.38	(360.00)	158,639.26	(61,300.15)	219,319.35

Trade Date	Settle Date	CUSIP	Security Type	Security Description	Coupon	Mty Date	Call Date	Par Value	Price	Principal Amount	Int Purchased / Received	Total Amount	Realized Gain / Loss	YTM	YTW
Pooled Funds															
Calls															
07/12/20	07/13/20	3134GVJR0	AGCY CALL	FHLMC	1.050	04/13/22	07/13/20	3,000,000.00	100.000	3,000,000.00	7,875.00	3,007,875.00		1.050	1.050
08/18/20	08/19/20	3134GVWQ7	AGCY CALL	FHLMC	0.550	05/19/23	08/19/20	2,500,000.00	100.000	2,500,000.00	3,437.50	2,503,437.50		0.550	0.550
Total for: Calls								5,500,000.00		5,500,000.00	11,312.50	5,511,312.50		0.823	0.823
Maturities															
07/13/20	07/13/20	89233GGD2	CP - DISC	Toyota Mtr Cr		07/13/20		2,000,000.00	100.000	2,000,000.00	0.00	2,000,000.00		1.969	
07/17/20	07/17/20	46640PGH0	CP - DISC	J.P.Morgan Sec		07/17/20		1,500,000.00	100.000	1,500,000.00	0.00	1,500,000.00		1.886	
07/28/20	07/28/20	CD-8603-2	CD	East West Bk CD	1.710	07/28/20		5,241,150.97	100.000	5,241,150.97	0.00	5,241,150.97		1.710	
07/31/20	07/31/20	912828VP2	TREAS NOTE	U.S. Treasury	2.000	07/31/20		4,000,000.00	100.000	4,000,000.00	0.00	4,000,000.00		1.643	
07/31/20	07/31/20	91514BGW7	CP - INT	Univ of TX	1.860	07/31/20		3,500,000.00	100.000	3,500,000.00	48,644.17	3,548,644.17		1.860	
08/12/20	08/12/20	CD-8019-2	CD	East West Bk CD	1.730	08/12/20		5,162,740.81	100.000	5,162,740.81	0.00	5,162,740.81		1.730	
08/31/20	08/31/20	912828VV9	TREAS NOTE	U.S. Treasury	2.125	08/31/20		3,000,000.00	100.000	3,000,000.00	0.00	3,000,000.00		1.560	
09/29/20	09/29/20	3137EAEJ4	AGCY BULET	FHLMC	1.625	09/29/20		4,000,000.00	100.000	4,000,000.00	0.00	4,000,000.00		1.644	
Total for: Maturities								28,403,891.78		28,403,891.78	48,644.17	28,452,535.95		1.725	
Purchases															
07/17/20	07/22/20	3136G4A45	AGCY CALL	FNMA	0.710	07/22/25	07/22/21	1,500,000.00	99.995	1,499,925.00	0.00	1,499,925.00		0.711	0.711
07/17/20	07/20/20	3133ELU85	AGCY CALL	FFCB	0.600	01/15/25	01/15/21	1,500,000.00	99.875	1,498,125.00	125.00	1,498,250.00		0.628	0.628
07/28/20	08/18/20	3134GWHU3	AGCY CALL	FHLMC	0.700	08/18/25	02/18/21	3,000,000.00	100.000	3,000,000.00	0.00	3,000,000.00		0.700	0.700
07/28/20	07/28/20	CD-8603-3	CD	East West Bk CD	0.410	07/28/21		5,247,784.71	100.000	5,247,784.71	0.00	5,247,784.71		0.410	0.410
08/12/20	08/13/20	3135G05R0	AGCY CALL	FNMA	0.300	08/10/23	08/10/22	3,000,000.00	99.806	2,994,180.00	75.00	2,994,255.00		0.365	0.365
08/12/20	08/12/20	CD-8019-3	CD	East West Bk CD	0.380	08/12/21		5,165,433.15	100.000	5,165,433.15	0.00	5,165,433.15		0.380	0.380
08/17/20	08/27/20	3136G4V59	AGCY CALL	FNMA	0.625	08/27/25	08/27/21	1,500,000.00	100.000	1,500,000.00	0.00	1,500,000.00		0.625	0.625
08/17/20	08/21/20	3136G4N74	AGCY CALL	FNMA	0.560	08/21/25	02/21/23	1,500,000.00	100.000	1,500,000.00	0.00	1,500,000.00		0.560	0.560
08/28/20	08/31/20	3130AJZJ1	AGCY CALL	FHLB	0.320	08/25/23	02/25/21	3,000,000.00	99.950	2,998,500.00	160.00	2,998,660.00		0.337	0.337
09/21/20	09/24/20	3134GWUG9	AGCY CALL	FHLMC	0.570	09/24/25	09/24/21	2,000,000.00	100.000	2,000,000.00	0.00	2,000,000.00		0.570	0.570
09/22/20	09/23/20	89233GQP4	CP - DISC	Toyota Mtr Cr		03/23/21		2,000,000.00	99.869	1,997,385.56	0.00	1,997,385.56		0.260	0.260
Total for: Purchases								29,413,217.86		29,401,333.42	360.00	29,401,693.42		0.468	0.468
Income Payments															

Trade Date	Settle Date	CUSIP	Security Type	Security Description	Coupon	Mty Date	Call Date	Par Value	Price	Principal Amount	Int Purchased / Received	Total Amount	Realized Gain / Loss	YTM	YTW
------------	-------------	-------	---------------	----------------------	--------	----------	-----------	-----------	-------	------------------	--------------------------	--------------	----------------------	-----	-----

Pooled Funds

Income Payments

07/28/20	07/28/20	CD-8603-2	CD	East West Bk CD	1.710	07/28/20				0.00	6,633.74	6,633.74			
07/31/20	07/31/20	912828VP2	TREAS NOTE	U.S. Treasury	2.000	07/31/20				0.00	40,000.00	40,000.00			
07/31/20	07/31/20	CD-5883	CD	East West Bk CD	0.580	06/04/21				0.00	1,232.33	1,232.33			
07/31/20	07/31/20	CD-8019-2	CD	East West Bk CD	1.730	08/12/20				0.00	7,579.95	7,579.95			
07/31/20	07/31/20	CD-1790	CD	East West Bk CD	0.440	06/08/21				0.00	934.68	934.68			
07/31/20	07/31/20	CD-8603-3	CD	East West Bk CD	0.410	07/28/21				0.00	235.80	235.80			
08/12/20	08/12/20	CD-8019-2	CD	East West Bk CD	1.730	08/12/20				0.00	2,692.34	2,692.34			
08/17/20	08/15/20	9128283X6	TREAS NOTE	U.S. Treasury	2.250	02/15/21				0.00	56,250.00	56,250.00			
08/31/20	08/31/20	912828VV9	TREAS NOTE	U.S. Treasury	2.125	08/31/20				0.00	31,875.00	31,875.00			
08/31/20	08/31/20	CD-8603-3	CD	East West Bk CD	0.410	07/28/21				0.00	1,827.77	1,827.77			
08/31/20	08/31/20	CD-1790	CD	East West Bk CD	0.440	06/08/21				0.00	935.02	935.02			
08/31/20	08/31/20	CD-5883	CD	East West Bk CD	0.580	06/04/21				0.00	1,232.94	1,232.94			
08/31/20	08/31/20	CD-8019-3	CD	East West Bk CD	0.380	08/12/21				0.00	1,075.65	1,075.65			
09/10/20	09/10/20	3130ADRG9	AGCY BULET	FHLB	2.750	03/10/23				0.00	61,875.00	61,875.00			
09/15/20	09/15/20	9128284B3	TREAS NOTE	U.S. Treasury	2.375	03/15/21				0.00	59,375.00	59,375.00			
09/29/20	09/29/20	3137EAEJ4	AGCY BULET	FHLMC	1.625	09/29/20				0.00	32,500.00	32,500.00			
09/30/20	09/30/20	CD-1790	CD	East West Bk CD	0.440	06/08/21				0.00	905.20	905.20			
09/30/20	09/30/20	CD-8603-3	CD	East West Bk CD	0.410	07/28/21				0.00	1,769.42	1,769.42			
09/30/20	09/30/20	CD-8019-3	CD	East West Bk CD	0.380	08/12/21				0.00	1,613.90	1,613.90			
09/30/20	09/30/20	CD-5883	CD	East West Bk CD	0.580	06/04/21				0.00	1,193.74	1,193.74			

Total for: Income Payments

0.00 311,737.48 311,737.48

Capitalized Interest

07/31/20	07/31/20	CD-5883	CD	East West Bk CD	0.580	06/04/21		1,232.33	100.000	1,232.33	0.00	1,232.33			
07/31/20	07/31/20	CD-8019-2	CD	East West Bk CD	1.730	08/12/20		7,579.95	100.000	7,579.95	0.00	7,579.95			
07/31/20	07/31/20	CD-1790	CD	East West Bk CD	0.440	06/08/21		934.68	100.000	934.68	0.00	934.68			
07/31/20	07/31/20	CD-8603-3	CD	East West Bk CD	0.410	07/28/21		235.80	100.000	235.80	0.00	235.80			
08/31/20	08/31/20	CD-8603-3	CD	East West Bk CD	0.410	07/28/21		1,827.77	100.000	1,827.77	0.00	1,827.77			
08/31/20	08/31/20	CD-1790	CD	East West Bk CD	0.440	06/08/21		935.02	100.000	935.02	0.00	935.02			
08/31/20	08/31/20	CD-5883	CD	East West Bk CD	0.580	06/04/21		1,232.94	100.000	1,232.94	0.00	1,232.94			
08/31/20	08/31/20	CD-8019-3	CD	East West Bk CD	0.380	08/12/21		1,075.65	100.000	1,075.65	0.00	1,075.65			



Town of Addison
Investment Transactions
From 07/01/2020 to 09/30/2020

Trade Date	Settle Date	CUSIP	Security Type	Security Description	Coupon	Mty Date	Call Date	Par Value	Price	Principal Amount	Int Purchased / Received	Total Amount	Realized Gain / Loss	YTM	YTW
Pooled Funds															
Capitalized Interest															
09/30/20	09/30/20	CD-1790	CD	East West Bk CD	0.440	06/08/21		905.20	100.000	905.20	0.00	905.20			
09/30/20	09/30/20	CD-8603-3	CD	East West Bk CD	0.410	07/28/21		1,769.42	100.000	1,769.42	0.00	1,769.42			
09/30/20	09/30/20	CD-8019-3	CD	East West Bk CD	0.380	08/12/21		1,613.90	100.000	1,613.90	0.00	1,613.90			
09/30/20	09/30/20	CD-5883	CD	East West Bk CD	0.580	06/04/21		1,193.74	100.000	1,193.74	0.00	1,193.74			
Total for: Capitalized Interest								20,536.40		20,536.40	0.00	20,536.40			

Trade Date	Settle Date	CUSIP	Security Type	Security Description	Coupon	Mty Date	Call Date	Par Value	Price	Principal Amount	Int Purchased / Received	Total Amount	Realized Gain / Loss	YTM	YTW
------------	-------------	-------	---------------	----------------------	--------	----------	-----------	-----------	-------	------------------	--------------------------	--------------	----------------------	-----	-----

Total for All Portfolios

Transaction Type	Quantity	Total Amount	Realized G/L	YTM	YTW
Total Calls	5,500,000.00	5,511,312.50		0.823	0.823
Total Maturities	28,403,891.78	28,452,535.95		1.725	
Total Purchases	29,413,217.86	29,401,693.42		0.468	0.468
Total Income Payments	0.00	311,737.48			
Total Capitalized Interest	20,536.40	20,536.40			

CUSIP	Settle Date	Security Type	Security Description	Next Call Date	Purchase Qty	Orig Price	Original Cost	Amrt/Accr for Period	Total Amrt/Accr Since Purch	Remaining Disc / Prem	Book Value
Pooled Funds											
89233GGD2	10/17/19	CP - DISC	Toyota Mtr Cr 0.000 07/13/20		0.00	98.545	0.00	1,293.34	0.00	0.00	0.00
46640PGH0	10/23/19	CP - DISC	J.P.Morgan Sec 0.000 07/17/20		0.00	98.615	0.00	1,240.00	0.00	0.00	0.00
CD-8603-2	01/28/20	CD	East West Bk CD 1.710 07/28/20		0.00	100.000	0.00	0.00	0.00	0.00	0.00
912828VP2	10/17/19	TREAS NOTE	U.S. Treasury 2.000 07/31/20		0.00	100.277	0.00	(1,167.16)	0.00	0.00	0.00
91514BGW7	11/05/19	CP - INT	Univ of TX 1.860 07/31/20		0.00	100.000	0.00	0.00	0.00	0.00	0.00
CD-8019-2	02/12/20	CD	East West Bk CD 1.730 08/12/20		0.00	100.000	0.00	0.00	0.00	0.00	0.00
912828VV9	01/31/20	TREAS NOTE	U.S. Treasury 2.125 08/31/20		0.00	100.324	0.00	(2,787.84)	0.00	0.00	0.00
3137EAEJ4	12/10/19	AGCY BULET	FHLMC 1.625 09/29/20		0.00	99.984	0.00	185.68	0.00	0.00	0.00
912828Z22	10/16/19	TREAS NOTE	U.S. Treasury 1.625 10/15/20		5,000,000.00	99.992	4,999,609.38	98.65	375.62	15.00	4,999,985.00
78009ALA0	02/18/20	CP - DISC	Royal Bank of Canada 0.000 11/10/20		4,000,000.00	98.847	3,953,893.33	15,946.68	39,173.35	6,933.32	3,993,066.68
3133XDVS7	02/11/20	AGCY BULET	FHLB 5.250 12/11/20		3,045,000.00	103.053	3,137,963.85	(27,981.27)	(71,200.66)	(21,763.19)	3,066,763.19
9128283X6	12/27/19	TREAS NOTE	U.S. Treasury 2.250 02/15/21		5,000,000.00	100.672	5,033,593.75	(7,452.50)	(22,510.75)	(11,083.00)	5,011,083.00
9128284B3	11/26/19	TREAS NOTE	U.S. Treasury 2.375 03/15/21		5,000,000.00	100.902	5,045,117.19	(8,696.40)	(29,198.79)	(15,918.40)	5,015,918.40
89233GQP4	09/23/20	CP - DISC	Toyota Mtr Cr 0.000 03/23/21		2,000,000.00	99.869	1,997,385.56	115.56	115.56	2,498.88	1,997,501.12
CD-5883	06/04/20	CD	East West Bk CD 0.580 06/04/21		2,504,731.83	100.000	2,504,731.83	0.00	0.00	0.00	2,504,731.83
CD-1790	06/08/20	CD	East West Bk CD 0.440 06/08/21		2,503,468.14	100.000	2,503,468.14	0.00	0.00	0.00	2,503,468.14
CD-8603-3	07/28/20	CD	East West Bk CD 0.410 07/28/21		5,251,617.70	100.000	5,251,617.70	0.00	0.00	0.00	5,251,617.70
CD-8019-3	08/12/20	CD	East West Bk CD 0.380 08/12/21		5,168,122.70	100.000	5,168,122.70	0.00	0.00	0.00	5,168,122.70
3133ELWK6	04/20/20	AGCY CALL	FFCB 0.550 10/20/21	10/20/20	5,000,000.00	100.000	5,000,000.00	0.00	0.00	0.00	5,000,000.00
3134GVJR0	04/13/20	AGCY CALL	FHLMC 1.050 04/13/22	07/13/20	0.00	100.000	0.00	0.00	0.00	0.00	0.00
3134GVUK2	05/15/20	AGCY CALL	FHLMC 0.300 05/13/22	05/13/21	5,000,000.00	99.975	4,998,750.00	156.35	236.25	1,013.75	4,998,986.25
3133EFUJ4	04/09/20	AGCY BULET	FFCB 2.150 12/29/22		3,000,000.00	104.242	3,127,260.00	(11,628.36)	(22,190.13)	(105,069.87)	3,105,069.87
3130ADRG9	03/13/20	AGCY BULET	FHLB 2.750 03/10/23		4,500,000.00	105.640	4,753,806.46	(21,008.30)	(46,193.56)	(207,612.90)	4,707,612.90
3134GVWQ7	06/05/20	AGCY CALL	FHLMC 0.550 05/19/23	08/19/20	0.00	100.000	0.00	0.00	0.00	0.00	0.00
3135G05R0	08/13/20	AGCY CALL	FNMA 0.300 08/10/23	08/10/22	3,000,000.00	99.806	2,994,180.00	258.21	258.21	5,561.79	2,994,438.21
3130AJZJ1	08/31/20	AGCY CALL	FHLB 0.320 08/25/23	02/25/21	3,000,000.00	99.950	2,998,500.00	42.90	42.90	1,457.10	2,998,542.90
3133ELU85	07/20/20	AGCY CALL	FFCB 0.600 01/15/25	01/15/21	1,500,000.00	99.875	1,498,125.00	81.47	81.47	1,793.53	1,498,206.47
3136G4A45	07/22/20	AGCY CALL	FNMA 0.710 07/22/25	07/22/21	1,500,000.00	99.995	1,499,925.00	2.84	2.84	72.16	1,499,927.84
3134GWHU3	08/18/20	AGCY CALL	FHLMC 0.700 08/18/25	02/18/21	3,000,000.00	100.000	3,000,000.00	0.00	0.00	0.00	3,000,000.00
3136G4N74	08/21/20	AGCY CALL	FNMA 0.560 08/21/25	02/21/23	1,500,000.00	100.000	1,500,000.00	0.00	0.00	0.00	1,500,000.00
3136G4V59	08/27/20	AGCY CALL	FNMA 0.625 08/27/25	08/27/21	1,500,000.00	100.000	1,500,000.00	0.00	0.00	0.00	1,500,000.00
3134GWUG9	09/24/20	AGCY CALL	FHLMC 0.570 09/24/25	09/24/21	2,000,000.00	100.000	2,000,000.00	0.00	0.00	0.00	2,000,000.00



Town of Addison
Amortization and Accretion
From 06/30/2020 to 09/30/2020

CUSIP	Settle Date	Security Type	Security Description	Next Call Date	Purchase Qty	Orig Price	Original Cost	Amrt/Accr for Period	Total Amrt/Accr Since Purch	Remaining Disc / Prem	Book Value
Total for Pooled Funds					73,972,940.37		74,466,049.89	(61,300.15)	(151,007.69)	(342,101.83)	74,315,042.20
Total for Town of Addison					73,972,940.37		74,466,049.89	(61,300.15)	(151,007.69)	(342,101.83)	74,315,042.20

CUSIP	Security Type	Security Description	Pay Date	Interest	Principal	Total Amount
Pooled Funds						
9128282Z2	TREAS NOTE	U.S. Treasury 1.625 10/15/20	10/15/20	40,625.00	5,000,000.00	5,040,625.00
3133ELWK6	AGCY CALL	FFCB 0.550 10/20/21	10/20/20	13,750.00	0.00	13,750.00
CD-1790	CD	East West Bk CD 0.440 06/08/21	10/31/20	917.93	0.00	917.93
CD-5883	CD	East West Bk CD 0.580 06/04/21	10/31/20	1,210.62	0.00	1,210.62
CD-8019-3	CD	East West Bk CD 0.380 08/12/21	10/31/20	1,636.57	0.00	1,636.57
CD-8603-3	CD	East West Bk CD 0.410 07/28/21	10/31/20	1,794.30	0.00	1,794.30
78009ALA0	CP - DISC	Royal Bank of Canada 0.000 11/10/20	11/10/20	0.00	4,000,000.00	4,000,000.00
3134GVUK2	AGCY CALL	FHLMC 0.300 05/13/22	11/13/20	7,500.00	0.00	7,500.00
CD-1790	CD	East West Bk CD 0.440 06/08/21	11/30/20	917.93	0.00	917.93
CD-5883	CD	East West Bk CD 0.580 06/04/21	11/30/20	1,210.62	0.00	1,210.62
CD-8019-3	CD	East West Bk CD 0.380 08/12/21	11/30/20	1,636.57	0.00	1,636.57
CD-8603-3	CD	East West Bk CD 0.410 07/28/21	11/30/20	1,794.30	0.00	1,794.30
3133XDVS7	AGCY BULET	FHLB 5.250 12/11/20	12/11/20	79,931.25	3,045,000.00	3,124,931.25
3133EFUJ4	AGCY BULET	FFCB 2.150 12/29/22	12/29/20	32,250.00	0.00	32,250.00
CD-1790	CD	East West Bk CD 0.440 06/08/21	12/31/20	917.93	0.00	917.93
CD-5883	CD	East West Bk CD 0.580 06/04/21	12/31/20	1,210.62	0.00	1,210.62
CD-8019-3	CD	East West Bk CD 0.380 08/12/21	12/31/20	1,636.57	0.00	1,636.57
CD-8603-3	CD	East West Bk CD 0.410 07/28/21	12/31/20	1,794.30	0.00	1,794.30
3133ELU85	AGCY CALL	FFCB 0.600 01/15/25	01/15/21	4,500.00	0.00	4,500.00
3136G4A45	AGCY CALL	FNMA 0.710 07/22/25	01/22/21	5,325.00	0.00	5,325.00
CD-1790	CD	East West Bk CD 0.440 06/08/21	01/31/21	917.93	0.00	917.93
CD-5883	CD	East West Bk CD 0.580 06/04/21	01/31/21	1,210.62	0.00	1,210.62
CD-8019-3	CD	East West Bk CD 0.380 08/12/21	01/31/21	1,636.57	0.00	1,636.57
CD-8603-3	CD	East West Bk CD 0.410 07/28/21	01/31/21	1,794.30	0.00	1,794.30
3135G05R0	AGCY CALL	FNMA 0.300 08/10/23	02/10/21	4,500.00	0.00	4,500.00
9128283X6	TREAS NOTE	U.S. Treasury 2.250 02/15/21	02/15/21	56,250.00	5,000,000.00	5,056,250.00
3134GWHU3	AGCY CALL	FHLMC 0.700 08/18/25	02/18/21	10,500.00	0.00	10,500.00
3136G4N74	AGCY CALL	FNMA 0.560 08/21/25	02/21/21	4,200.00	0.00	4,200.00
3130AJZJ1	AGCY CALL	FHLB 0.320 08/25/23	02/25/21	4,800.00	0.00	4,800.00
3136G4V59	AGCY CALL	FNMA 0.625 08/27/25	02/27/21	4,687.50	0.00	4,687.50
CD-1790	CD	East West Bk CD 0.440 06/08/21	02/28/21	917.93	0.00	917.93
CD-5883	CD	East West Bk CD 0.580 06/04/21	02/28/21	1,210.62	0.00	1,210.62
CD-8019-3	CD	East West Bk CD 0.380 08/12/21	02/28/21	1,636.57	0.00	1,636.57
CD-8603-3	CD	East West Bk CD 0.410 07/28/21	02/28/21	1,794.30	0.00	1,794.30

CUSIP	Security Type	Security Description	Pay Date	Interest	Principal	Total Amount
Pooled Funds						
3130ADR9	AGCY BULET	FHLB 2.750 03/10/23	03/10/21	61,875.00	0.00	61,875.00
9128284B3	TREAS NOTE	U.S. Treasury 2.375 03/15/21	03/15/21	59,375.00	5,000,000.00	5,059,375.00
89233GQP4	CP - DISC	Toyota Mtr Cr 0.000 03/23/21	03/23/21	0.00	2,000,000.00	2,000,000.00
3134GWUG9	AGCY CALL	FHLMC 0.570 09/24/25	03/24/21	5,700.00	0.00	5,700.00
Total for Pooled Funds				423,565.85	24,045,000.00	24,468,565.85

CUSIP	Security Type	Security Description	Pay Date	Interest	Principal	Total Amount
Total for All Portfolios						
			October 2020	59,934.42	5,000,000.00	5,059,934.42
			November 2020	13,059.42	4,000,000.00	4,013,059.42
			December 2020	117,740.67	3,045,000.00	3,162,740.67
			January 2021	15,384.42	0.00	15,384.42
			February 2021	90,496.92	5,000,000.00	5,090,496.92
			March 2021	126,950.00	7,000,000.00	7,126,950.00
Total Projected Cash Flows for Town of Addison				423,565.85	24,045,000.00	24,468,565.85