



**1st Public Hearing
Tax Rate
FY2021**

Property Tax Rate Approval Process

Key Dates	Council Action
Monday, July 27 th	Receipt of Certified Estimate from DCAD.
Thursday, Aug. 20 th	Receipt of Certified Values from DCAD.
Thursday, Aug. 27 th	Publication of Notice of Proposed Tax Rate.
Tuesday, Sept. 1 st	First public hearing on budget and tax rate.
Tuesday, Sept. 8 th	Second public hearing on budget and tax rate.
Tuesday, Sept. 8 th	Adoption of FY2021 Budget and Tax Rate.
Thursday, Oct. 1 st	Begin Fiscal Year.



Property Tax Values and Tax Rate

Certified Assessed Value FY2021 ~\$4.93B

Current Certified Assessed Value FY2020 ~\$4.82B

Current Property Tax Rate FY2020 \$.583500/100

Proposed Property Tax Rate FY2021 \$.616878/100



Certified Value Changes

Certified Assessed Value FY2021	\$4,925,943,024
---------------------------------	-----------------

Proposed Assessed Value FY2021	\$4,863,579,930
--------------------------------	-----------------

Change in Value Proposed to Certified	\$62,363,094
---------------------------------------	--------------

% Change in Value Proposed to Certified	1.28%
---	-------



Certified Values Potential Effect on the Proposed Tax Rate

	Proposed Tax Rate	Tax Rate - Certified Values	Difference
Maintenance and Operations	0.449311	0.443485	0.005826
Interest and Sinking	0.167567	0.165446	0.002121
Total Tax Rate	0.616878	0.608931	0.007947



Property Tax Rates

	FY2019	FY2020	FY2021
No-New-Revenue (Effective)	\$0.527064/100	\$0.552371/100	\$0.593260/100
Voter-approval (Rollback)	\$0.553323/100	\$0.591133/100	\$0.627315/100
Proposed	\$0.550000/100	\$0.583500/100	\$0.616878/100



Property Tax Revenues

	FY2019 Actual	FY2020 Budget	FY2020 Proposed	% Change FY19 to FY20
General Fund (O&M)	\$17,296,733	\$18,781,674	\$19,936,048	6.1%
Economic Development Fund (O&M)	1,090,118	1,103,081	1,127,348	2.2%
Infrastructure Investment Fund (O&M)	285,032	288,421	294,767	2.2%
Debt Service Fund (I&S)	6,606,889	6,966,638	7,965,369	14.3%
Total Tax Revenue	\$25,278,773	\$27,139,814	\$29,323,532	8.0%



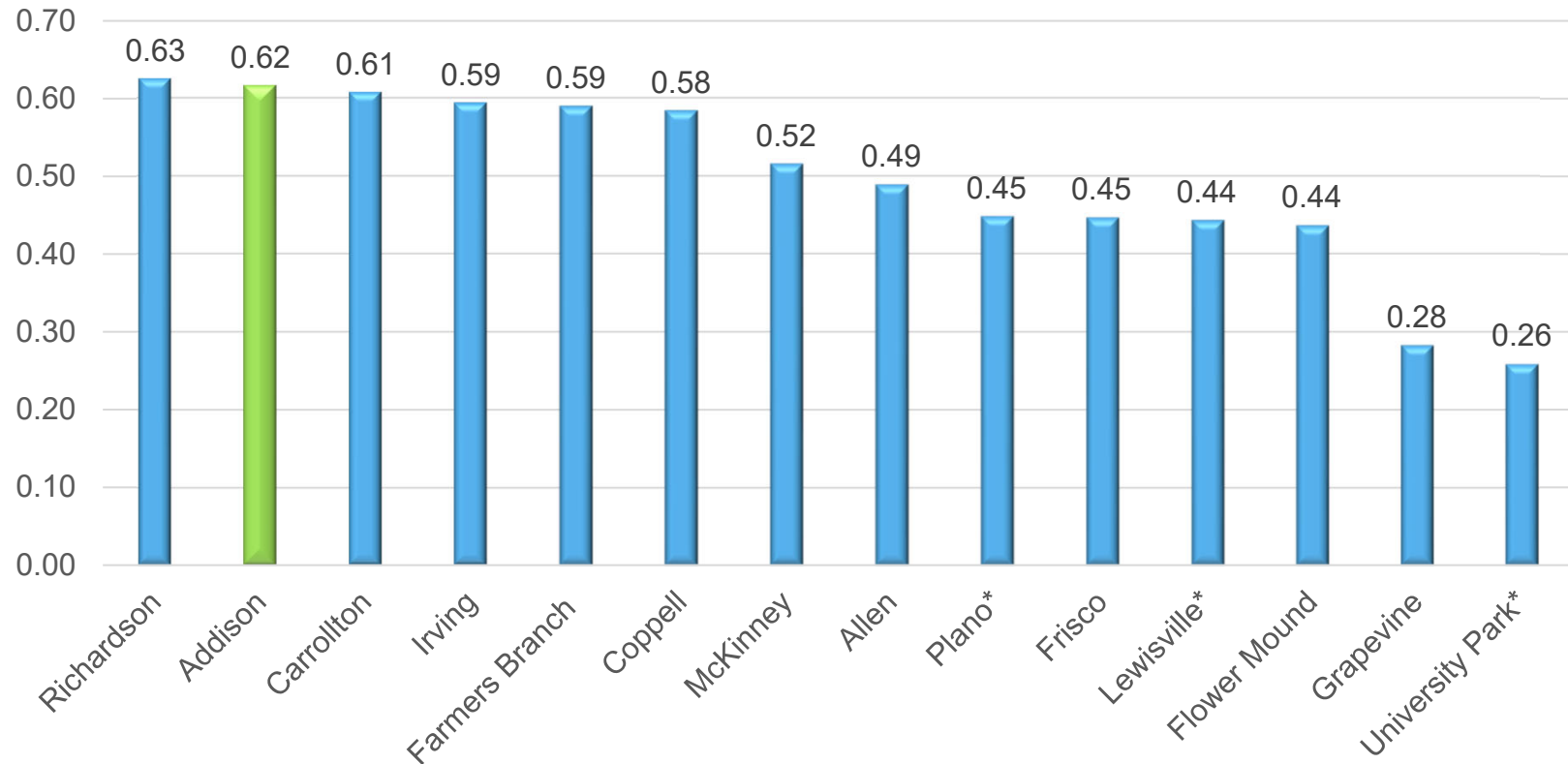
Property Tax Rates



* Rates are rounded to the nearest penny.



FY2021 Tax Rates - Comparison Cities

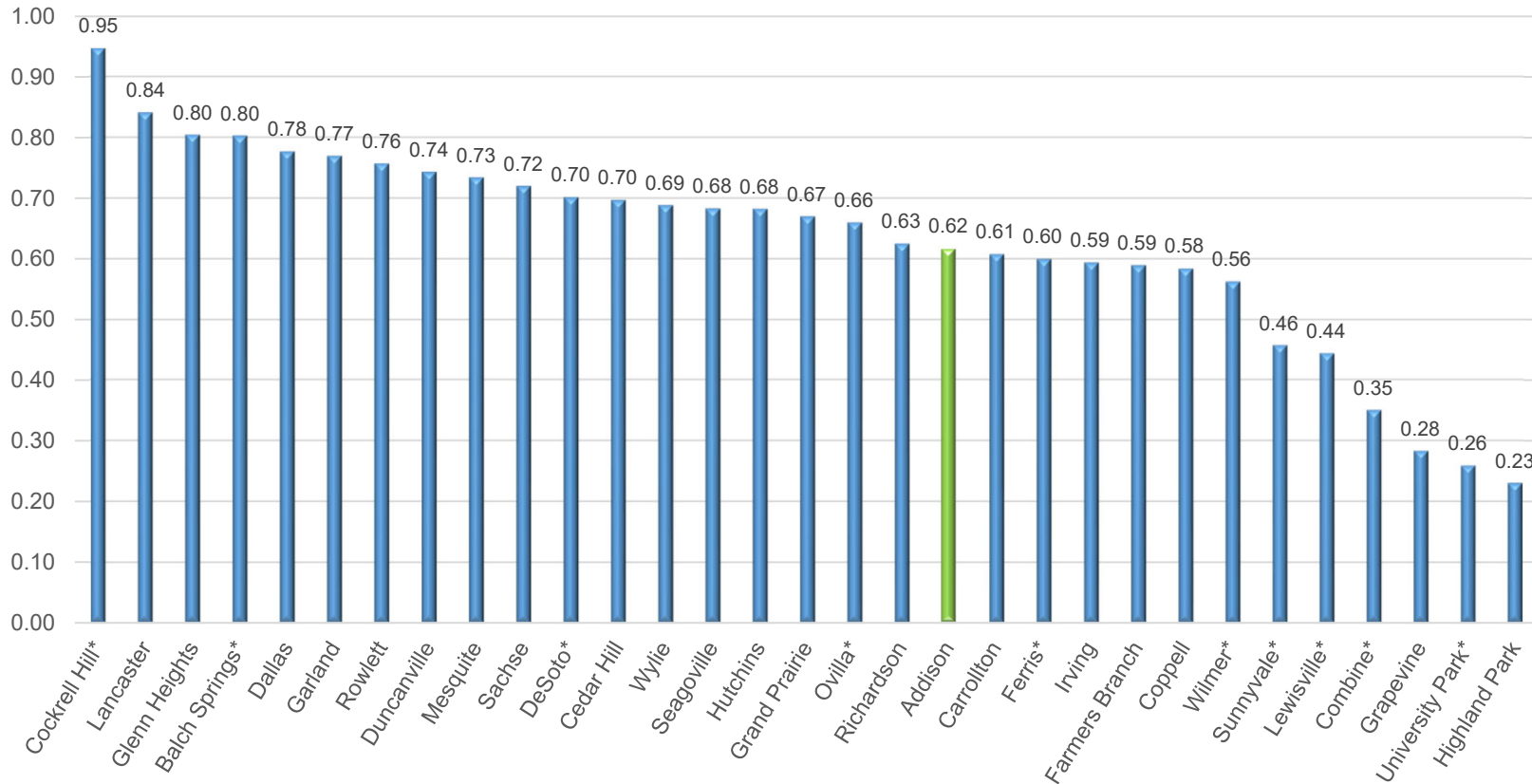


*FY2021 Tax rates unavailable;
FY2020 Tax rate presented.



Median: 0.502300
Mean: 0.495590

FY2021 Tax Rates – Dallas County



*FY2021 Tax rates unavailable;
FY2020 Tax rate presented.



Median: 0.669998
Mean: 0.628406

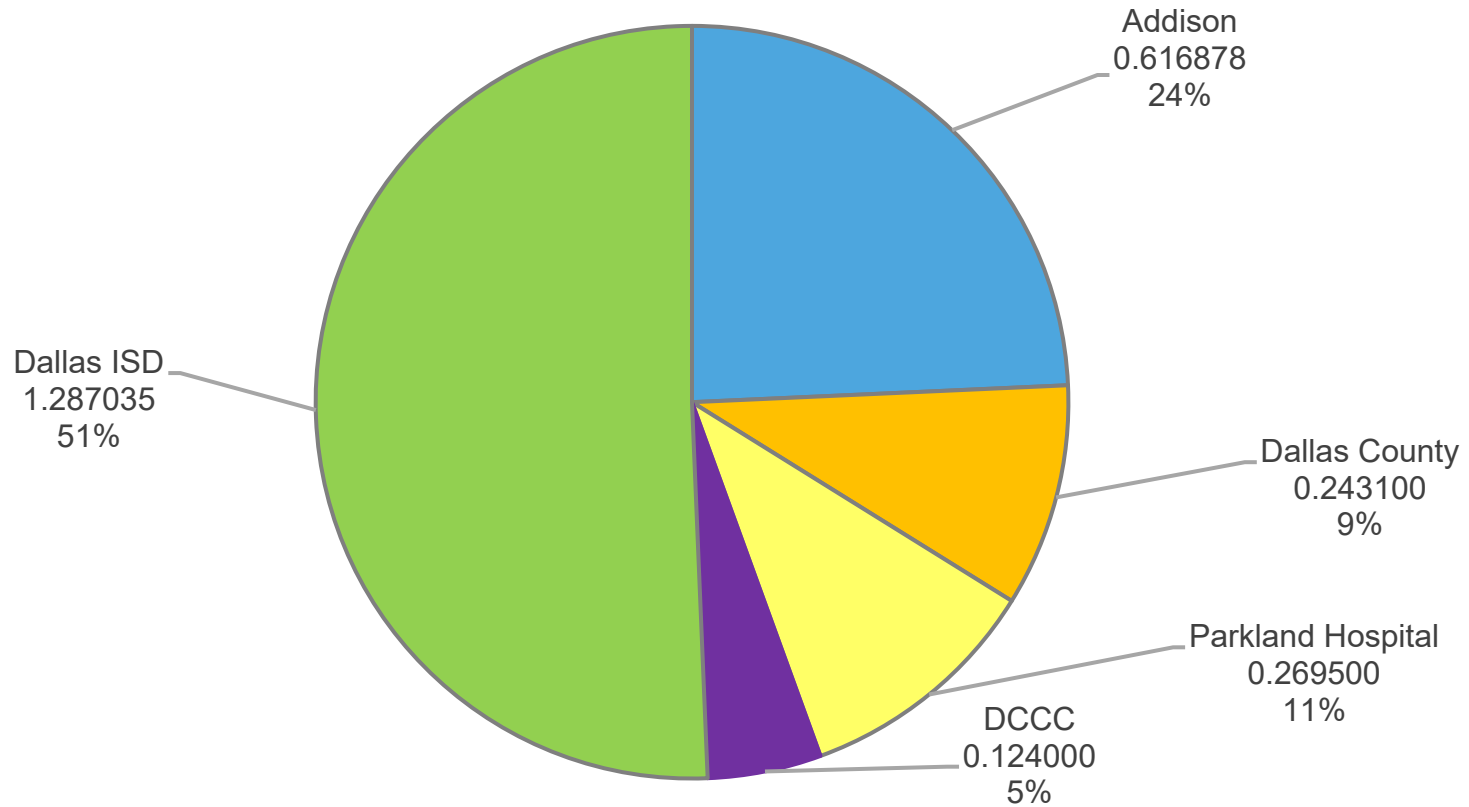
Impact on Average Homeowner

	FY2020	FY2021
Average Home Value	\$430,632	\$432,871
Tax Rate	0.583500	0.616878
Average Taxable Value	\$329,891	\$335,597
Annual Tax Bill	\$1,925	\$2,070

Based on the average taxable home value of \$335,597, the average residential taxpayer would pay \$145 (≈\$12.08 per month) more than last year.



FY2021 Property Tax Rates Combined



*Note: All other entities tax rates are the current year tax rate or proposed tax rates



Combined Tax Rate
\$2.540513