



**SPECIAL MEETING & WORK SESSION  
OF THE CITY COUNCIL  
FISCAL YEAR 2021 BUDGET**

**August 5, 2020 @ 5:00 pm**

**ADDISON TREEHOUSE  
14681 Midway Road, Suite 200, Addison, TX 75001**

IN ACCORDANCE WITH THE ORDER FROM THE OFFICE OF THE GOVERNOR ISSUED MARCH 16, 2020, THE CITY COUNCIL OF THE TOWN OF ADDISON, TEXAS, WILL CONDUCT A SPECIAL BUDGET MEETING ON AUGUST 5, 2020 5:00 P.M. AT THE ADDISON TREEHOUSE, 14681 MIDWAY ROAD, STE. 200, ADDISON, TEXAS, 75001. IN ORDER TO ADVANCE THE PUBLIC HEALTH GOAL OF LIMITING FACE-TO-FACE MEETINGS (ALSO CALLED "SOCIAL DISTANCING") TO SLOW THE SPREAD OF THE CORONAVIRUS (COVID-19), THERE WILL BE LIMITED PUBLIC ACCESS TO THE LOCATION DESCRIBED ABOVE. THIS MEETING AGENDA AND THE AGENDA PACKET ARE POSTED ONLINE.

**Notice is hereby given of a Special Meeting of the Town of Addison City Council, to be held on Wednesday, August 5 and 6, 2020 @ 5:00 p.m. at the Addison TreeHouse, 14681 Midway Road, Suite 200, Addison, Texas, 75001 for the purpose of considering the following agenda. The meeting will be live streamed on Addison's website at [www.addisontexas.net](http://www.addisontexas.net).**

**Call Meeting to Order**

**Pledge of Allegiance**

1. Present, Discuss, and Consider Action on the **Proposed Annual Budget for the Town of Addison for Fiscal Year 2021 (Beginning October 1, 2020 and Ending September 30, 2021), including but not limited to the General Fund, Utility Fund, Stormwater Fund, Airport Fund, Hotel Fund, Economic Development Fund, Information Technology Fund, Capital Replacement Fund, Infrastructure Investment Fund, and Long-Term Planning.**

## **Adjourn Meeting**

---

NOTE: The City Council reserves the right to meet in Executive Session closed to the public at any time in the course of this meeting to discuss matters listed on the agenda, as authorized by the Texas Open Meetings Act, Texas Government Code, Chapter 551, including §551.071 (private consultation with the attorney for the City); §551.072 (purchase, exchange, lease or value of real property); §551.074 (personnel or to hear complaints against personnel); §551.076 (deployment, or specific occasions for implementation of security personnel or devices); and §551.087 (economic development negotiations). Any decision held on such matters will be taken or conducted in Open Session following the conclusion of the Executive Session.

---

**THE TOWN OF ADDISON IS ACCESSIBLE TO PERSONS WITH DISABILITIES. PLEASE CALL (972) 450-7090 AT LEAST 48 HOURS IN ADVANCE IF YOU NEED ASSISTANCE.**

POSTED BY: \_\_\_\_\_  
Irma G. Parker, City Secretary

DATE POSTED: July 30, 2020

TIME POSTED: 6:11 pm

DATE REMOVED FROM BULLETIN BOARD: \_\_\_\_\_

REMOVED BY: \_\_\_\_\_

**Council Meeting FY 2020-2021 Budget**

**1.**

**Meeting Date:** 08/05/2020

**Department:** City Secretary

---

**AGENDA CAPTION:**

Present, Discuss, and Consider Action on the **Proposed Annual Budget for the Town of Addison for Fiscal Year 2021 (Beginning October 1, 2020 and Ending September 30, 2021), including but not limited to the General Fund, Utility Fund, Stormwater Fund, Airport Fund, Hotel Fund, Economic Development Fund, Information Technology Fund, Capital Replacement Fund, Infrastructure Investment Fund, and Long-Term Planning.**

**BACKGROUND:**

The City Manager will present the proposed FY 2021 Annual Budget for Council consideration. Information presented at the meeting will be made available on the Town's website.

**RECOMMENDATION:**

---

**Attachments**

FY 2021 Budget

---



## **TOWN OF ADDISON**

### **CITY MANAGER PROPOSED FY2021 ANNUAL BUDGET**

**Filed with the City Secretary  
July 31, 2020**

This budget will raise more total property taxes than last year's budget by \$1,506,858, or 5.6 percent, and of that amount \$713,469 is tax revenue to be raised from new property added to the tax roll this year.

*The above statement is required by Section 102.005(b), Loc. Gov. Code.*

**TABLE OF CONTENTS**

---

---

City Manager Transmittal Letter..... 1

Budget Summary ..... 11

All Funds Summary..... 15

Personnel Summary ..... 16

General Fund Summary by Category ..... 21

General Fund Revenue Summary ..... 22

General Fund Summary by Department ..... 23

Self-Funded Project Fund Summary..... 24

General Obligation Debt Service Fund Summary ..... 26

Hotel Special Revenue Fund Summary by Category ..... 27

Hotel Special Revenue Fund Summary by Department ..... 28

Economic Development Fund Summary ..... 29

Grant Funds Summary..... 30

Infrastructure Investment Fund Summary..... 31

Airport Fund Summary ..... 32

Utility Fund Summary..... 33

Stormwater Fund Summary ..... 34

Other Special Revenue Fund Summaries ..... 35

Information Technology Replacement Fund Summary..... 42

Capital Replacement Fund Summary ..... 44

Decision Packages ..... 47

Capital Improvements Program Budget..... 51

Summary of Total Outstanding Debt..... 83



July 31, 2020

Honorable Mayor and Members of the City Council,

I am pleased to present the fiscal year 2021 proposed budget for the Town of Addison. It has been prepared in conformance with the requirements of the Town Charter, Town financial policies, and State law. This budget represents the expected revenues and planned expenditures for the Town's fiscal year from October 1, 2020 to September 30, 2021.

This budget allocates resources in alignment with the City Council's Strategic Pillars and fiscal year 2021 priority milestones. The proposed budget conforms with our practice of providing our Town employees with the resources required to deliver the excellent municipal services expected by Addison residents and businesses. This budget continues to maintain the conservative fiscal approach that has allowed Addison to achieve our sound financial position and stellar bond ratings (AAA from Standard and Poor's (S&P) and Aaa from Moody's).

Over the past several years, the Town has been building momentum to position itself to take advantage of some special growth opportunities, while balancing the need to care for the existing community. That momentum has been lining up well with the continued unprecedented growth in the North Texas region. However, the recent COVID-19 pandemic has introduced a measure of economic uncertainty that has the potential to slow that momentum. Despite this new uncertainty, the Town of Addison remains well-positioned for future prosperity.

Fortunately, as a community, we have been proactive and strategic in planning how to address the significant issues that will impact the Town's future. This budget allows the Town to continue to execute on the plans in place to address:

- How to attract and capitalize on new development opportunities;
- How we fund and revitalize our infrastructure and facilities;
- How we attract, train, and retain talented and effective staff; and
- How we continually improve the way we do business and the services we provide so that Addison remains a vibrant and attractive place to live, work, and play.

While we are not immune to the current COVID-19-related economic shock, our proactive and strategic actions have prepared the Town to weather the storm and to take advantage of opportunities that present themselves. However, we do anticipate a challenging economic recovery that is anticipated to last between 18 and 36 months.

In preparing the fiscal year 2021 budget, staff has not only had to navigate the impacts of the new *Texas Property Tax Reform and Transparency Act* (the property tax revenue cap law that was passed during the last legislative session), but staff has also had to prepare a budget without the benefit of receiving the certified tax roll from the Dallas Central Appraisal District (DCAD). Due to an increase in the number of property tax value protests and operational disruptions related to the COVID-19 pandemic, DCAD was unable to certify the final tax roll prior to the submittal of my proposed budget. In lieu of the certified tax roll, DCAD instead provided the Town with a certified estimate, which impacts how the FY2021 assessed property tax values and tax rate are presented in relation to the proposed budget. An explanation of this impact is provided in the *Property Values* and *Tax Rate* sections that follow.

### Ongoing Big Issues

#### *Infrastructure Planning & Maintenance*

The fiscal year 2021 budget continues the progress the Town has made in using the comprehensive Asset Management Plan to make informed decisions about how to invest our resources to address our infrastructure needs now and in the future. In fiscal year 2020, Council adopted an Asset Management Policy for the Town, which established the scope and framework for the Asset Management Plan. Using this policy as a guide, the Town continues to provide funding to support critical maintenance and infrastructure needs. To remain proactive in addressing these needs, the Town continues to improve upon the Capital Improvement Program (CIP) Budget, which includes \$37,222,100 in infrastructure and maintenance projects for fiscal year 2021. The fiscal year 2021 budget also includes several bond-funded projects that were approved by voters as part of the November 2019 Bond Election. Information from the Asset Management System was used to inform the Community Bond Advisory Committee's recommendations related to the bond projects.

#### *Adjustments and Recovery*

This budget includes the effort to adjust and recover from the COVID-19 pandemic. As an effect of the pandemic, Town operations were adjusted to meet the standards of the laws and policies adopted by both the State and County governments. As a result, the fiscal year 2020 budget was adjusted to reflect the changes such as the special events cancellations, conference cancellations, and a decrease in sales tax from businesses. The Town continues to implement the necessary changes to ensure a safe and prosperous recovery, such as reductions in budgeted revenues and expenditures across multiple funds, a decrease of 10% in anticipated sales tax revenue, and a 25% decrease in anticipated hotel occupancy tax revenue compared to the fiscal year 2020 budget.

#### *Continuous Improvement*

This budget supports our ongoing efforts to improve the way we deliver services to our residents and businesses in Addison. We continue to review how we operate and look for areas for improvement. I would like to highlight just a few of the continuous improvement efforts that are funded in the proposed budget:

- Focus on the implementation of the Asset Management Policy and related tools such as the Computerized Maintenance Management System (CMMS) and Infrastructure Reinvestment Intelligence System (IRIS).
- Fully utilize and optimize the MUNIS Enterprise Resource Planning (ERP) system to improve efficiency and internal controls.
- Continue to make improvements to comply with the Americans with Disabilities Act (ADA) and implement strategies from the Parks, Recreation, and Open-Space Master Plan, including improvements to Celestial Park.
- Implement Asset Management Financial Strategies and incorporate these into the Long-Term Financial Planning Model.

### Property Values

The certified estimate of taxable value for fiscal year 2021 equals \$4,311,612,866, which equates to a decrease of approximately \$508 million or 10.5% from the previous year. It is important to note that this is an estimate from the Dallas Central Appraisal District (DCAD), and we anticipate the final certified values to be closer to \$4.9 billion, a slight increase from the previous year. The reason DCAD provided the Town with a certified estimate instead of a final certified tax roll is because the property value protest process was not substantially complete in time to certify the property tax appraisal records. This means that the amount of properties still under review was more than 10% of the total appraised value of the Town. At the time the certified estimate was provided, approximately 33% of the total taxable value of all properties in Addison were still under protest. According to the appraisal district, the primary reasons so many properties are still under protest are because notices were sent out two weeks later than normal due to the COVID-19 pandemic, and there were over twenty-two thousand more protests than the prior year.

When formulating a certified estimate, the appraisal district is required, by law, to use the lesser of the appraisal district's opinion of value or the property owner's opinion of value. In this case, the property owner's opinion of value for the properties still under protest in Addison is \$875 million, which is \$825 million less than the appraisal district's opinion of value of \$1.7 billion for the same properties. For this reason, the certified estimate is far below the taxable values from last fiscal year. According to the appraisal district, the Town can expect approximately 80% to 85% of their estimate of \$1.7 billion to be upheld, which would result in certified property values of approximately \$4.9 billion.

By law, if a certified estimate is provided, the final certified values are required to be delivered to the taxing entity by August 30<sup>th</sup>, but we anticipate receiving them by August 20<sup>th</sup>. This situation is not unique to Addison and is affecting all taxing entities located in Dallas County. While property values are anticipated to increase over fiscal year 2020's valuations, the increased number of property tax protests on commercial properties in Addison has slowed the rate of growth. The average taxable value for a single-family home in Addison is \$336,539, an increase of approximately \$7,298 or 2.2% from the previous year.



## Tax Rate

By law, tax calculations from the Dallas County Tax Office are required to use the certified estimate of \$4.3 billion in appraised value to calculate a tax rate in the absence of a certified tax roll. For this reason, the “official” voter-approval tax rate is shown as \$0.701933, and the “official” no-new revenue tax rate is \$0.637851.

For purposes of this budget proposal, the proposed tax rate is based on estimated taxable values of \$4.9 billion, rather than the \$4.3 billion provided in DCAD’s certified estimate. The proposed fiscal year 2021 budget increases the Town’s tax rate to \$0.610367. Using estimated taxable values of \$4.9 billion, the calculated voter-approval tax rate is estimated to be \$0.636414, with an estimated no-new revenue tax rate of \$0.601684. The proposed tax rate exceeds the estimated no-new revenue rate by \$0.008683, or 1.44%.

Of the total tax rate, \$0.442800 is dedicated to maintenance and operations, and \$0.167567 is dedicated to debt service payments, which are increasing as a result of the planned issuance of General Obligation Bonds that were approved by voters in the 2019 Bond Election.

It is important to note that the Town’s no-new revenue tax rate for fiscal year 2021 (the rate that is required to raise the same amount of revenue on the same properties as the previous year) is higher than the Town’s adopted tax rate of \$0.583500 for fiscal year 2020.

The proposed tax rate allows the Town to continue to provide the excellent services that residents and businesses expect.

At a property tax rate of \$0.610367, the municipal tax paid on the average single-family home will be approximately \$2,054.12 on an annual basis, an increase of \$133.00 over the previous year.

## **GENERAL FUND**

The General Fund accounts for all expenditures for traditional government services (Public Safety, Parks & Recreation, Administration, etc.). General Fund revenue is generated from ad valorem property taxes, a one-cent portion of the sales tax, and a variety of fees for services.

General Fund revenues total approximately \$38.7 million for fiscal year 2021, a decrease of 1.0% from last year. We project property tax revenues of approximately \$19.3 million, an increase of approximately 2.7% over the previous year’s budgeted amount and sales tax revenues of approximately \$12.3 million, 10% less than fiscal year 2020 as the Town anticipates the lingering economic impact of COVID-19.

General Fund operating expenditures are estimated at \$38.7 million, reflecting a 1.0% decrease from the fiscal year 2020 budget. The available ending fund balance for the General Fund is

projected to be approximately \$17.7 million, leaving 45.9% of operating reserves, which exceeds both the Town's policy of 25% and the City Council's goal of 30%.

This budget proposes to fund the following in the General Fund:

- Two additional Street Maintenance Workers to perform residential brush and bulk collection – 2.0 Full Time Equivalent or FTE positions

This budget proposes the reallocation of 2.4 FTE from the General Fund to the Airport Fund (1.2 FTE) and the Utility Fund (1.2 FTE) to better align with their job functions and duties. Additionally, this budget includes funding to cover an anticipated 5% increase in the Town's group medical insurance premiums.

It is important to note that General Fund expected revenues exceed planned expenditures by approximately \$40,000. The proposed property tax revenue equates to a 2% increase on existing properties over the prior fiscal year.

This budget currently does not propose funds for employee merit increases. In surveying our comparator cities, five of the thirteen cities are planning to provide a compensation increase of some type. The remaining eight cities are not planning to provide compensation increases. While I support providing some type of compensation increase in order to maintain the Town's compensation philosophy to pay better than the average of our comparator cities, I think it is prudent to discuss this topic with the City Council before it is included in the proposed budget. The discussion will allow Council the opportunity to explore adopting a tax rate that would generate more property tax revenue than the proposed tax rate, while not increasing property tax revenues more than 3.5%.

## **HOTEL FUND**

The Hotel Fund collects funds from a 7% tax on hotel rooms rented in the Town of Addison. These funds are used to support projects that enhance and promote tourism, the arts, and the convention/hotel industry in Addison. The Hotel Fund has been the fund that has experienced the greatest financial impact as a result of the COVID-19 pandemic.

Fund revenues for fiscal year 2021 are expected to total \$5.3 million, a decrease of approximately \$2.2 million, or 29.5%, with budgeted operational expenditures of approximately \$5.4 million. This budget proposes to utilize approximately \$100,000 from the fund balance for special events in fiscal year 2021. The available ending fund balance for the Hotel Fund is projected to be \$1.8 million, leaving 33.1% of operating reserves, which exceeds the Town's policy of 25%.

The Hotel Fund budget includes the costs associated with the Performing Arts Department. The remaining expenditures in the Performing Arts Department are the grant to the WaterTower Theatre, which is budgeted to decrease 25%, and the grant to Outcry Theatre.

Due to the massive decrease in hotel occupancy taxes in fiscal year 2020 related to COVID-19, several cost-cutting measures were taken in order to stabilize the Hotel Fund. These measures included:

- Cancellation of major special events such as Taste of Addison and Oktoberfest and a scaled-back KaboomTown! event with remote fireworks broadcast for public viewing.
- Closure of the Addison Conference Centre in March and furlough of the seven Conference Centre employees.
- Furlough of one Special Events employee.

Given the current environment, this budget proposes that the Addison Conference Centre would remain closed for the entirety of fiscal year 2021 in order to provide the Hotel Fund time to recover from the loss of hotel occupancy taxes that are a result of the effects of COVID-19. During its closure, Town staff will develop a plan to reopen the facility at a point in the future when the market for meetings and events returns to a more normal state. As a result of this proposal, eight FTE's would be eliminated from this fund. These FTEs include one vacant position, one active employee, and six employees that are currently furloughed. This means all of these valued team members would no longer be employed by the Town as of October 1, 2020.

## **UTILITY FUND**

The Utility Fund is supported by fees charged to water and sewer customers that pay for the services they receive from the Town. As a business-type fund, the revenues charged should at a minimum cover the fund's operating expenses and debt service, as well as any other policy-related goals defined by the City Council (i.e. funding for capital projects, capital replacement, conservation efforts, etc.).

In January 2018, the City Council approved a Utility Rate Policy to adopt utility rates that fully fund a short-term staffing plan and provide a mix of cash and bond funding for capital improvement projects. The fiscal year 2021 adjustments, effective October 1, 2020, will include an increase of 6% to water and sewer rates, which equates to \$3.37 per month for an average residential user of 5,000 gallons of water. Future increases to water and sewer rates included in the policy are reflected below:

- October 2021: 2.5%
- October 2022: 5%
- October 2023: 3.5%

Staff continues to review the utility rate model on an annual basis to ensure the rate adjustments are in line with the needs identified in the rate model adopted by the City Council.

The budget for fiscal year 2021 proposes the final position identified in the short-term staffing plan in the utility rate model and the allocation of a portion of four existing positions to better align with their job functions and duties as follows:

- A Water Quality Utility Supervisor – (1.0 FTE) position
- Partial allocation of one Deputy City Manager – (.3 FTE) position
- Partial allocation of Controller – (.3 FTE) position
- Partial allocation of one Accounting Specialist – (.3 FTE) position
- Partial allocation of Human Resources Analyst – (.3 FTE) position

The total Utility Fund revenues for fiscal year 2021 are expected to be approximately \$14 million, with budgeted operational expenses of \$13.9 million. The available ending working capital for the Utility Fund is projected to be \$4.5 million. The projected end-of-year working capital will maintain 32.6% of operating reserves, which exceeds the Town's policy of 25%.

Notable items in the Utility Fund this year include:

- Increases in water and sewer rates of approximately 6% or \$3.37 per month for an average residential user of 5,000 gallons of water.
- \$200,000 for design and construction engineering standards upgrade to update the current outdated engineering design guidelines.
- \$100,000 for a risk and resilience assessment and emergency response plan to protect the Town's water supply from natural disasters and manmade threats.
- \$50,000 to update engineering monuments and control points to reestablish a high degree of accuracy in the quality of design in construction plans.

A total of \$5 million in capital projects are proposed in the Utility Fund for fiscal year 2021. These projects are funded through a combination of authorized bond funds (\$4.8 million) and cash (\$0.2 million) from the Utility Fund. A list of projects can be found in the Capital Improvements Program budget submitted for City Council consideration.

## **STORMWATER FUND**

The Stormwater Fund is supported by drainage fees added to utility bills. The projected revenues for fiscal year 2021 are \$2.5 million, with budgeted operational expenses totaling \$1.3 million. The available ending working capital for the Stormwater Fund is projected to be \$6.1 million, leaving 473.1% of operating expenses, which exceeds the Town's policy of 25%.

Fees for the Stormwater Fund will increase this year 4.5% for each customer rate class. This is in keeping with the Council-approved rate schedule instituted when the Council adopted the stormwater fee in September 2013.

A total of \$2.8 million in capital projects are proposed in the Stormwater Fund for fiscal year 2021. These projects are funded through a combination of authorized bond funds and cash from the Stormwater Fund. The most significant items include:

- \$2,790,000 in funding for Stormwater Assessment Improvements (\$2.3 million in cash and \$0.5 million in bond funds).

### **ECONOMIC DEVELOPMENT FUND**

The Economic Development Fund is supported by a combination of the following revenue sources:

- An allocation of a portion of the property tax rate equal to \$0.023716 (\$1.1 million)
- A transfer from the Hotel Fund to cover the Tourism Department activities (\$384,000)
- Service fees, interest, and other income (\$108,000)

Total revenues for fiscal year 2021 are estimated at \$1.6 million. From fiscal year 2015-2019, the Hotel Fund transferred a total of approximately \$400k in funds to support tourism activities that have not yet been expended. This budget proposes to utilize these funds to support tourism activities, including hotel support programs and advertising while reducing the transfer from the Hotel Fund in order to allow that fund more time to recover from the impact of COVID-19. These revenue sources, when coupled with previously unutilized funds transferred from the Hotel Fund, allow for budgeted operating expenditures of \$2 million.

### **AIRPORT FUND**

The Airport Fund mainly receives revenues from rental income on Town-owned property and service fees to airport customers. Total projected revenues of approximately \$5.2 million in fiscal year 2021 will allow for budgeted operational expenses of approximately \$5 million. The available ending working capital for the Airport Fund is projected to be \$3.6 million, leaving 71.1% of operating expenses, which exceeds the Town's policy of 25%.

In addition, the Town has decided that beginning in Fiscal Year 2021, the Airport's employees, who were previously employed by a management company, will now be employed by the Town. This results in the addition of the following 14.0 FTE positions:

- Airport Director – 1.0 FTE position
- Airport Assistant Director – 2.0 FTE position
- Airport Maintenance Manager - 1.0 FTE position
- Airport Operations Manager - 1.0 FTE position
- Department Assistant - 1.0 FTE position
- Airport Maintenance Technician III - 1.0 FTE position
- Airport Maintenance Technician II - 3.0 FTE positions
- Janitorial and Light Maintenance Worker - 1.0 FTE position
- Asset Manager - 1.0 FTE position
- Leasing Manager - 1.0 FTE position
- Airport Accounting Manager - 1.0 FTE position

This budget also includes the partial reallocation of the following personnel to the Airport Fund to better align with their duties:

- Partial allocation of one Deputy City Manager – 0.3 FTE position
- Partial allocation of Senior Accountant – 0.3 FTE position
- Partial allocation of one Accounting Specialist – 0.3 FTE position
- Partial allocation of Human Resources Analyst – 0.3 FTE position

A total of \$3.3 million in capital projects are proposed in the Airport Fund for fiscal year 2021. These projects are funded through a combination of authorized bond funds, grant funding, and cash from the Airport Fund. The most significant items include:

- \$2,640,411 to continue to fund construction of a new airport customs facility (\$1.6 million in cash, \$475,000 in bond funds, and \$600,000 in grant funding).
- \$427,000 in general facility repairs and improvements (all cash reserves; a description of the projects is contained in the fiscal year 2021 capital improvement budget).
- \$200,000 to fund the design of Bravo/Golf Taxiway improvements (\$20,000 in cash and \$180,000 in grant funding).

#### **INFRASTRUCTURE INVESTMENT FUND (IIF)**

The Infrastructure Investment Fund (IIF) was created in fiscal year 2015 through a \$4 million transfer from General Fund reserves. The intent of this fund is to cash finance infrastructure projects. Annually, a portion of the property tax rate equal to \$0.006201 is deposited into this fund. In fiscal year 2021, \$288,985 is scheduled to be generated by the IIF portion of the tax rate.

#### **CAPITAL IMPROVEMENT BUDGET**

The proposed Capital Improvement Program (CIP) budget for fiscal year 2021 is approximately \$37.2 million. Projects are funded by a combination of authorized bond funds, grant funding, and cash contributions. The CIP budget provides an all funds view of the Town's planned capital improvement expenditures on public infrastructure and facilities over the next five years.

For more information related to these capital projects, please reference the fiscal year 2021 CIP budget also submitted to the City Council for consideration.

#### **SELF-FUNDED SPECIAL PROJECT FUND**

The purpose of the Self-Funded Special Project Fund is to cash fund important one-time projects. The dollars for these one-time projects are intended to come from the savings from previous fiscal years that flow through the General Fund's fund balance along with contributions from other funds when the project will service multiple funds. For fiscal year 2021, I am proposing that \$463,950 be transferred from cash reserves above the 30% fund balance Council goal for the General Fund to this fund. Major expenditures in this fund in fiscal year 2021 include:

- \$102,500 to fund improvements at Celestial Park.
- \$27,500 to fund security improvements for neighborhoods on the east side of Addison.
- \$30,000 to purchase ballistic gear.

- \$140,000 to continue the special area studies for future land use in relation to the Town Comprehensive Plan.
- \$318,000 for the Addison Circle transportation-oriented development for the future DART Silver Line and around the Addison Transit Center Station.

## **CONCLUSION**

This completes the highlights of the fiscal year 2021 budget. I believe this budget balances the desire to continue to deliver high-quality services with the need to address issues that are important to the future of Addison.

I would like to thank the department directors who have put much time and expertise into the development of the budget. The creation of this budget would not have been possible without the hard work of Chief Financial Officer Steven Glickman, Budget Manager Kristen Solares, Controller Amanda Turner, and the rest of our Finance Department. In addition, I would like to give a special thanks to all the Town employees who continue to work hard to provide quality services to our residents and businesses in the Addison Way.

Respectfully submitted,



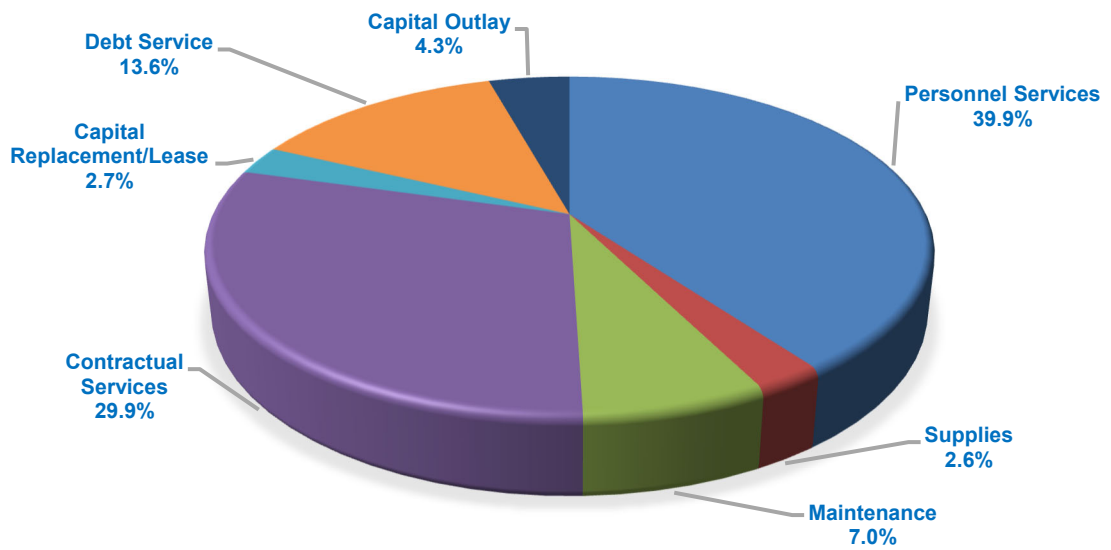
Wesley S. Pierson  
City Manager



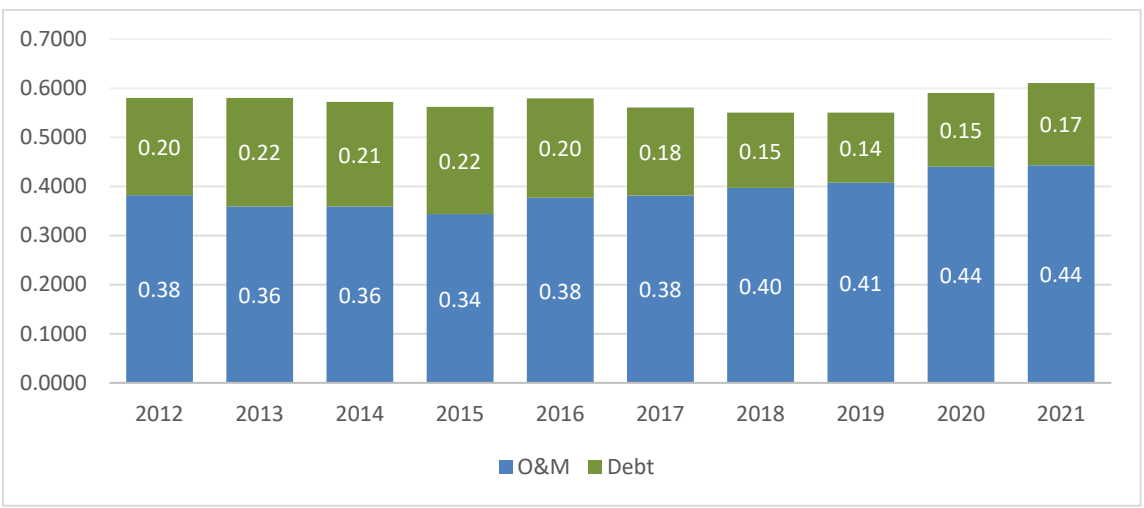
### TOWN OF ADDISON CITY MANAGER PROPOSED FY2021 BUDGET SUMMARY

The following is a summary of the Fiscal Year (FY) 2020 – 2021 proposed annual budget of the Town of Addison that was submitted to the City Secretary on July 31, 2020.

- **The total budget appropriates approximately \$78.3 million for operations and \$37.2 million for capital project expenditures.** This proposed budget provides sufficient funding to tailor services to meet the needs and expectations of the community.

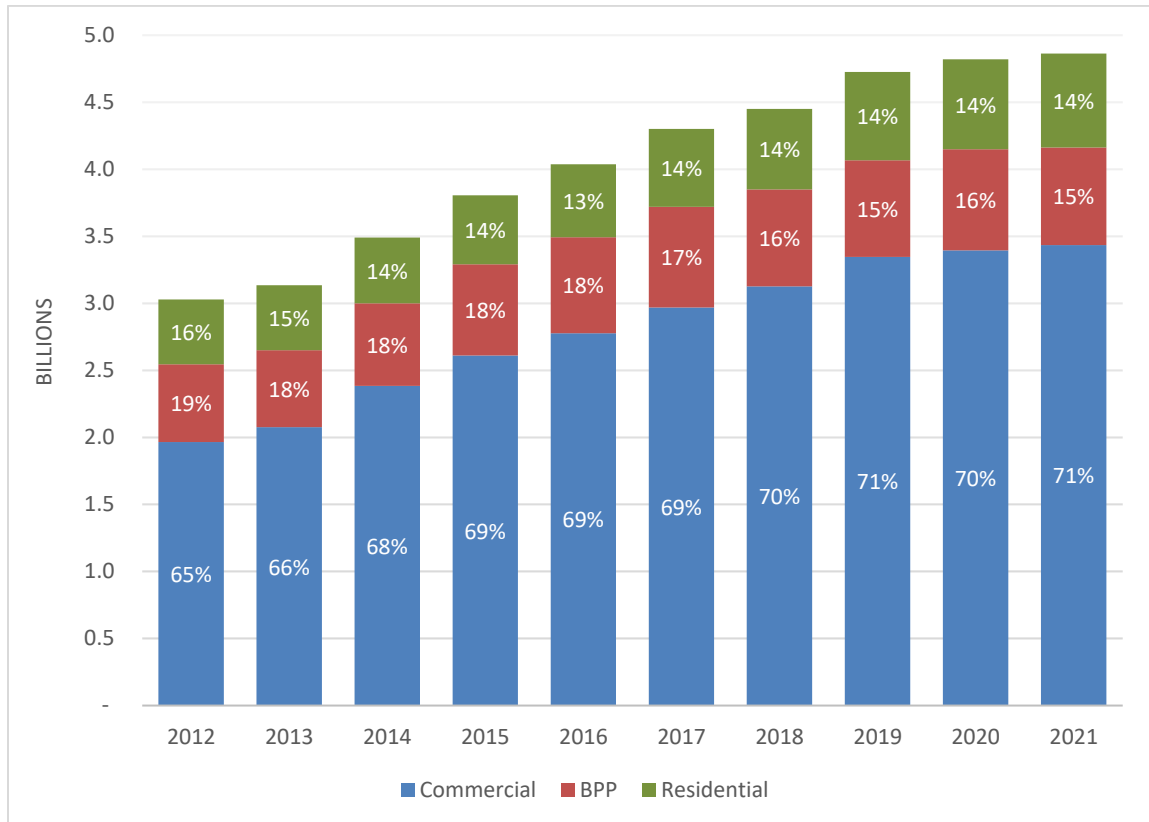


- **The proposed property tax rate is \$0.610367.** The City Manager is proposing a property tax rate of **\$0.610367/\$100**, which is below the FY2021 voter-approval rate of **\$0.701933/\$100**. The proposed rate is below the no-new revenue rate of **\$0.637851/\$100**. (Numbers on chart have been rounded to nearest penny.)





- **The estimate of taxable property value increased by 0.9 percent.** The estimated value for all property is approximately \$4.9 billion. The proposed rate generates a total property tax levy of \$28,646,672.



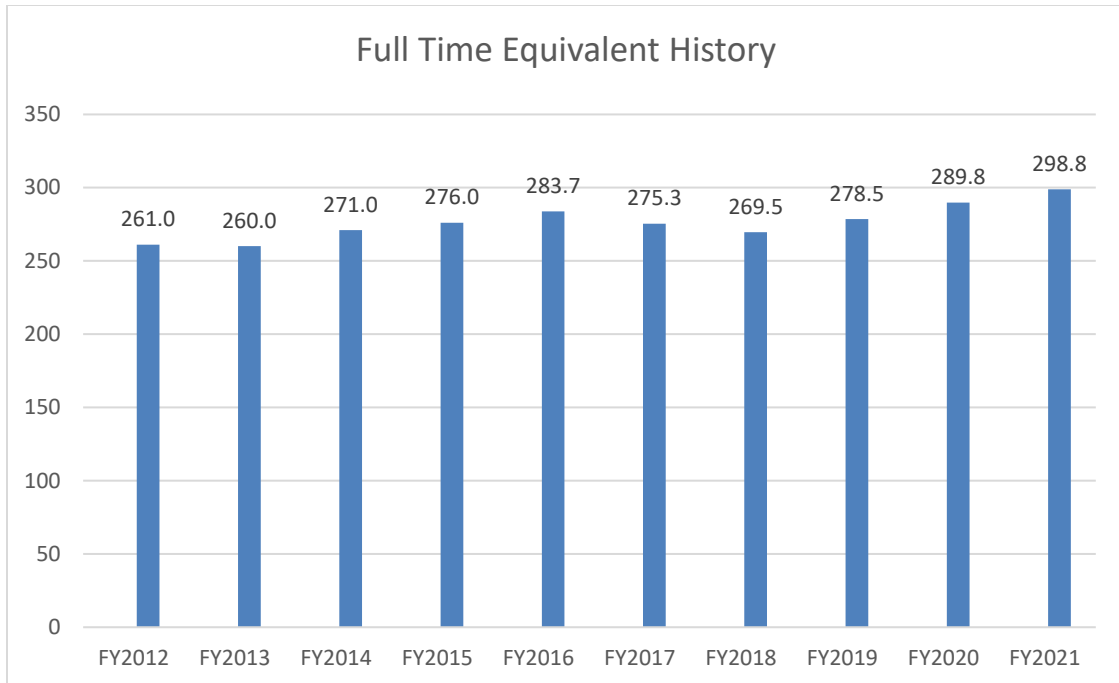
- **Revenues excluding transfers total \$77.3 million, a net decrease of \$1.4 million compared to the fiscal year 2020 budget.** Significant variations in revenue sources include:
  - Property tax revenue is projected to increase \$1.31 million due to the 0.9% increase in property values and the increase in the property tax rate.
  - Non-property tax revenue is projected to decrease \$2.87 million because of the COVID-19 pandemic.
  - Utility revenue is increasing \$840,000, a result of the cost of service rate study conducted during fiscal year 2018.

- **The total staffing (all funds) is at 298.8 FTEs** (full-time equivalent), which is an increase of 9.0 FTEs over last year. The following positions are being added in FY2021:

▪	2.0 FTE	Street Maintenance Worker
▪	0.5 FTE	Theatre Attendant
▪	1.0 FTE	Airport Director
▪	2.0 FTE	Airport Assistant Director
▪	1.0 FTE	Airport Maintenance Manager
▪	1.0 FTE	Airport Operations Manager
▪	1.0 FTE	Department Assistant (Airport)
▪	3.0 FTE	Airport Maintenance Technician III
▪	1.0 FTE	Airport Maintenance Technician I
▪	1.0 FTE	Janitorial and Light Maintenance Worker (Airport)
▪	1.0 FTE	Asset Manager (Airport)
▪	1.0 FTE	Leasing Manager (Airport)
▪	1.0 FTE	Airport Accounting Manager
▪	<u>1.0 FTE</u>	Water Quality Supervisor
▪	17.5 FTE	Total

- Additionally, the following positions were removed this year due to closing the Conference Centre for Fiscal Year 2021:

▪	1.0 FTE	Conference Centre Supervisor
▪	1.0 FTE	Conference Centre Sales Coordinator
▪	1.0 FTE	Audio Visual Technician
▪	1.0 FTE	Conference Centre Events Coordinator
▪	1.0 FTE	Office Assistant
▪	1.0 FTE	Senior Conference Centre Attendant
▪	<u>2.5 FTE</u>	Conference Centre Attendant
▪	8.5 FTE	Total



- **The budget includes \$37.2 million for capital improvement projects.** Significant items include:

▪ Vitruvian Development Next Phase	\$3,949,504
▪ License Plate Recognition System Expansion	\$1,384,570
▪ Midway Road Reconstruction	\$10,375,861
▪ Keller Springs Reconstruction	\$4,000,000
▪ HVAC Replacements	\$1,095,000
▪ Roof Replacements	\$2,930,000
▪ Celestial Ground Storage Tank Rehabilitation	\$1,740,000
▪ Chlorine Booster Station	\$1,037,000
▪ Stormwater Assessment Basin Improvements	\$2,790,000
▪ Airport Customs Facility (Year two)	\$2,640,411

**TOWN OF ADDISON  
COMBINED SUMMARY OF REVENUES, EXPENDITURES AND CHANGES IN FUND BALANCE  
BY CATEGORY  
FY 2020-21**

General Fund	Special Revenue Funds			Debt Service		Capital		Proprietary Funds			Internal		Total All Funds	
	Hotel	Economic Development	Combined Grants	Combined Other	Combined Debt Service	Infrastructure Investment	Airport	Utility	Stormwater	Replacement	Combined Replacement	Budget 2020-21	Estimated 2019-20	Actual 2018-19
<b>BEGINNING BALANCES</b>	\$ 18,164,582	\$ 2,285,310	\$ 4,274,730	\$ 10,458	\$ 5,263,783	\$ 7,159,183	\$ 5,506,475	\$ 4,923,551	\$ 6,914,846	\$ 56,339,595	\$ 62,182,165	\$ 57,804,257		
<b>REVENUES:</b>														
Ad valorem tax	\$ 19,257,277	\$ 4,155,000	\$ 1,105,076	\$ -	\$ 7,814,864	\$ 288,985	\$ -	\$ -	\$ -	\$ 28,486,202	\$ 26,862,472	\$ 25,196,771		
Non-property taxes	13,356,000	-	-	-	-	-	-	-	-	17,511,000	17,309,962	21,595,725		
Franchise fees	2,260,000	-	-	50,000	-	-	-	-	-	2,310,000	2,402,919	2,513,414		
Licenses and permits	1,142,550	-	-	-	-	-	-	-	-	1,142,550	1,294,275	1,369,328		
Intergovernmental	-	-	8,100	-	-	-	50,000	-	-	58,100	1,580,000	123,941		
Service fees	2,088,385	60,000	-	-	783,150	-	2,455,791	-	-	22,405,165	20,214,903	20,494,316		
Fines and penalties	260,000	-	-	31,020	-	-	4,305,960	-	-	4,338,270	5,233,441	6,097,518		
Rental income	8,500	23,810	-	-	-	-	50,000	105,500	40,000	763,550	804,597	2,080,505		
Interest & other income	328,000	50,100	48,000	30,550	16,000	50,000	5,189,110	13,973,976	2,495,791	2,089,863	77,285,857	75,998,290	\$ 79,894,393	
<b>TOTAL OPERATIONAL REVENUE</b>	\$ 38,700,712	\$ 5,333,410	\$ 1,213,076	\$ 8,500	\$ 111,570	\$ 7,830,864	\$ 338,985	\$ 5,189,110	\$ 13,973,976	\$ 2,495,791	\$ 2,089,863	\$ 77,285,857	\$ 75,998,290	\$ 79,894,393
Transfers from other funds	-	-	384,000	-	463,950	-	-	-	-	-	-	847,950	3,992,900	4,486,504
<b>TOTAL REVENUES</b>	\$ 38,700,712	\$ 5,333,410	\$ 1,597,076	\$ 8,500	\$ 7,830,864	\$ 338,985	\$ 5,189,110	\$ 13,973,976	\$ 2,495,791	\$ 2,089,863	\$ 78,133,807	\$ 79,991,190	\$ 84,380,897	
<b>TOTAL AVAILABLE RESOURCES</b>	\$ 56,865,294	\$ 7,618,720	\$ 3,394,920	\$ 47,333	\$ 4,850,250	\$ 7,841,322	\$ 10,695,585	\$ 18,897,527	\$ 9,854,974	\$ 9,004,709	\$ 134,473,402	\$ 142,173,355	\$ 142,185,154	
<b>EXPENDITURES:</b>														
Personnel Services	\$ 24,789,512	\$ 1,242,922	\$ 484,008	\$ -	\$ 25,100	\$ -	\$ 2,123,336	\$ 2,294,144	\$ 308,545	\$ -	\$ 31,267,567	\$ 28,989,592	\$ 27,448,237	
Supplies	1,545,177	59,592	20,932	113,409	-	-	61,900	218,281	17,700	-	2,034,991	1,958,433	1,559,356	
Maintenance	3,611,489	288,487	29,450	310,150	-	-	479,730	650,623	102,620	-	5,472,529	6,086,634	7,334,994	
Contractual Services	7,294,332	3,770,732	1,430,153	13,700	460,500	5,000	1,309,914	8,784,731	310,224	4,500	23,383,786	21,444,442	21,664,947	
Capital Replacement / Lease	1,423,868	75,163	48,160	-	-	-	230,958	340,797	-	-	2,118,946	2,050,863	1,957,163	
Debt Service	-	-	-	-	-	-	819,647	1,517,931	542,266	-	10,639,370	9,905,877	9,199,291	
Capital Outlay	38,664,359	5,438,896	2,012,703	13,700	1,229,459	7,764,526	5,025,485	13,863,507	1,281,355	3,004,275	78,302,265	75,282,301	71,330,170	
Transfers to other funds	463,950	384,000	-	-	-	-	51,000	350,000	38,610	-	847,950	3,994,400	4,986,504	
One-Time Decision Package	-	-	-	102,500	-	-	2,043,911	163,000	2,272,430	-	4,581,841	6,631,559	3,986,315	
Capital Improvements	-	-	-	-	-	-	-	-	-	-	-	-	-	
<b>TOTAL EXPENDITURES</b>	\$ 39,128,309	\$ 5,820,896	\$ 2,012,703	\$ 13,700	\$ 1,331,959	\$ 7,764,526	\$ 7,120,396	\$ 14,382,507	\$ 3,592,395	\$ 3,004,275	\$ 84,171,666	\$ 85,908,260	\$ 80,302,939	
<b>ENDING FUND BALANCES</b>	\$ 17,736,985	\$ 1,797,825	\$ 1,382,217	\$ 33,633	\$ 3,518,291	\$ 76,796	\$ 5,602,768	\$ 4,515,020	\$ 6,062,579	\$ 6,000,434	\$ 50,301,736	\$ 56,265,095	\$ 61,882,165	
Fund Balance Percentage	45.9%	33.1%	68.7%	245.5%	286.2%	1.0%	0.0%	32.6%	473.1%	199.7%	64.2%	74.7%	86.8%	

**TOWN OF ADDISON  
PERSONNEL SUMMARY  
FY2020-21**

	Actual 2018-19	Budget 2019-20	Estimated 2019-20	Budget 2020-21	DIFFERENCE 2020 to 2021
<b>GENERAL FUND</b>					
City Secretary					
City Secretary	1.0	1.0	1.0	1.0	-
	<u>1.0</u>	<u>1.0</u>	<u>1.0</u>	<u>1.0</u>	<u>-</u>
<b>City Manager's Office</b>					
City Manager	1.0	1.0	1.0	1.0	-
Deputy City Manager	2.0	2.0	2.0	1.4	(0.6)
Assistant to the City Manager	1.0	1.0	1.0	1.0	-
Management Assistant	1.0	1.0	1.0	1.0	-
Administrative Assistant	1.0	1.0	1.0	1.0	-
Volunteer Coordinator	0.5	0.5	0.5	0.5	-
	<u>6.5</u>	<u>6.5</u>	<u>6.5</u>	<u>5.9</u>	<u>(0.6)</u>
<b>Finance Department</b>					
Chief Financial Officer	1.0	1.0	1.0	1.0	-
Controller	1.0	1.0	1.0	0.7	(0.3)
Accounting Manager	1.0	1.0	1.0	1.0	-
Purchasing Manager	1.0	1.0	1.0	1.0	-
Budget Manager	1.0	1.0	1.0	1.0	-
Senior Accountant	2.0	2.0	2.0	1.7	(0.3)
Senior Budget Analyst	1.0	1.0	1.0	1.0	-
Accountant	2.0	2.0	2.0	2.0	-
Accounting Specialist	3.0	3.0	3.0	2.4	(0.6)
	<u>13.0</u>	<u>13.0</u>	<u>13.0</u>	<u>11.8</u>	<u>(1.2)</u>
<b>General Services</b>					
Director of General Services	1.0	1.0	1.0	1.0	-
Management Assistant	1.0	1.0	1.0	1.0	-
Facilities Supervisor	1.0	1.0	1.0	1.0	-
Department Assistant	0.5	0.5	0.5	0.5	-
Facilities Specialist	1.0	1.0	1.0	1.0	-
Facilities Assistant	1.0	1.0	1.0	1.0	-
	<u>5.5</u>	<u>5.5</u>	<u>5.5</u>	<u>5.5</u>	<u>-</u>
<b>Municipal Court</b>					
Municipal Court Administrator	1.0	1.0	1.0	1.0	-
Lead Deputy Court Clerk	1.0	1.0	1.0	1.0	-
Deputy Court Clerk	2.0	2.0	2.0	2.0	-
Municipal Judge	1.0	1.0	1.0	1.0	-
	<u>5.0</u>	<u>5.0</u>	<u>5.0</u>	<u>5.0</u>	<u>-</u>
<b>Human Resources</b>					
Director of Human Resources	1.0	1.0	1.0	1.0	-
Human Resources Generalist	1.0	1.0	1.0	1.0	-
Human Resources Analyst	1.0	1.0	1.0	0.4	(0.6)
Human Resources Coordinator	1.0	1.0	1.0	1.0	-
	<u>4.0</u>	<u>4.0</u>	<u>4.0</u>	<u>3.4</u>	<u>(0.6)</u>
<b>Information Technology</b>					
Ex. Director of Business Performance	1.0	1.0	1.0	1.0	-
Senior Software Developer	1.0	1.0	1.0	1.0	-
Network Specialist	5.0	5.0	5.0	5.0	-
	<u>7.0</u>	<u>7.0</u>	<u>7.0</u>	<u>7.0</u>	<u>-</u>

**TOWN OF ADDISON  
PERSONNEL SUMMARY  
FY2020-21**

	Actual 2018-19	Budget 2019-20	Estimated 2019-20	Budget 2020-21	DIFFERENCE 2020 to 2021
<b>Police</b>					
Police Chief	1.0	1.0	1.0	1.0	-
Assistant Police Chief	1.0	1.0	1.0	1.0	-
Captain	1.0	1.0	1.0	1.0	-
Lieutenant	4.0	5.0	5.0	5.0	-
Sergeant	7.0	8.0	8.0	8.0	-
Police Records Supervisor	1.0	1.0	1.0	1.0	-
Animal Control Supervisor	1.0	1.0	1.0	1.0	-
Police Officer	47.0	47.0	47.0	47.0	-
Animal Control Officer	2.0	2.0	2.0	2.0	-
Department Assistant	3.0	3.0	3.0	3.0	-
Police Records Clerk	2.0	2.0	2.0	2.0	-
Crime Analyst	1.0	1.0	1.0	1.0	-
Property & Evidence Technician	1.0	1.0	1.0	1.0	-
	<b>72.0</b>	<b>74.0</b>	<b>74.0</b>	<b>74.0</b>	<b>-</b>
<b>Fire</b>					
Fire Chief	1.0	1.0	1.0	1.0	-
Deputy Fire Chief	1.0	1.0	1.0	1.0	-
Battalion Chief	3.0	3.0	3.0	3.0	-
Battalion Chief - Administration	-	1.0	1.0	1.0	-
Fire Captain	3.0	3.0	3.0	3.0	-
Fire Marshal	1.0	1.0	1.0	1.0	-
Fire Prevention Technician	1.0	1.0	1.0	1.0	-
Fire Lieutenant	6.0	6.0	6.0	6.0	-
Fire Equipment Operator/Paramedic	9.0	9.0	9.0	9.0	-
Firefighter/Paramedic	30.0	30.0	30.0	30.0	-
Fire Administrative Supervisor	1.0	1.0	1.0	1.0	-
Department Assistant	1.0	1.0	1.0	1.0	-
	<b>57.0</b>	<b>58.0</b>	<b>58.0</b>	<b>58.0</b>	<b>-</b>
<b>Development Services</b>					
Director of Development Services	1.0	1.0	1.0	1.0	-
Building Official	1.0	1.0	1.0	1.0	-
Environmental Health Manager	1.0	1.0	1.0	1.0	-
Senior Environmental Health Inspector	-	1.0	1.0	1.0	-
Senior Planner	1.0	1.0	-	-	(1.0)
Development and Planning Manager	-	-	1.0	1.0	1.0
Plans Examiner	1.0	1.0	1.0	1.0	-
Combination Building Inspector	0.1	0.1	0.1	0.1	-
Environmental Health Specialist	1.0	1.0	1.0	1.0	-
Code Enforcement Officer	1.0	1.0	1.0	1.0	-
Department Assistant	1.0	1.0	1.0	1.0	-
Permit Technician	1.0	1.0	1.0	1.0	-
Records Clerk	1.0	1.0	1.0	1.0	-
Senior Building Inspector	2.0	2.0	2.0	2.0	-
	<b>12.1</b>	<b>13.1</b>	<b>13.1</b>	<b>13.1</b>	<b>-</b>

**TOWN OF ADDISON  
PERSONNEL SUMMARY  
FY2020-21**

	Actual 2018-19	Budget 2019-20	Estimated 2019-20	Budget 2020-21	DIFFERENCE 2020 to 2021
<b>Streets</b>					
Streets and Stormwater Manager	0.4	0.4	0.4	0.4	-
Streets Maintenance Supervisor	1.0	1.0	1.0	1.0	-
Signs and Signals Technician	2.0	2.0	2.0	2.0	-
Street Maintenance Worker	3.0	3.0	3.0	5.0	2.0
Street Crew Leader	1.0	1.0	1.0	1.0	-
	<u>7.4</u>	<u>7.4</u>	<u>7.4</u>	<u>9.4</u>	<u>2.0</u>
<b>Parks</b>					
Director of Parks and Recreation	1.0	1.0	1.0	1.0	-
Parks Contracts Manager	1.0	1.0	1.0	1.0	-
Landscape Architect	1.0	1.0	1.0	1.0	-
Parks Superintendent	1.0	1.0	1.0	1.0	-
Parks Supervisor	4.0	4.0	4.0	4.0	-
Licensed Irrigator	3.0	3.0	3.0	3.0	-
Parks Maintenance Technician	1.0	1.0	1.0	1.0	-
Electrician	1.0	1.0	1.0	1.0	-
Department Assistant	1.0	1.0	1.0	1.0	-
Groundskeeper - III	1.0	1.0	1.0	1.0	-
Groundskeeper - II	2.0	2.0	2.0	2.0	-
Groundskeeper - I	8.0	8.0	8.0	8.0	-
	<u>25.0</u>	<u>25.0</u>	<u>25.0</u>	<u>25.0</u>	<u>-</u>
<b>Recreation</b>					
Assistant Director of Recreation	1.0	1.0	1.0	1.0	-
Recreation Supervisor	2.0	2.0	2.0	2.0	-
Recreation Coordinator	2.0	2.0	2.0	2.0	-
Pool Supervisor	0.2	0.2	0.2	0.2	-
Department Assistant	1.0	1.0	1.0	1.0	-
Senior Lifeguard	0.2	0.2	0.2	0.2	-
Recreation Assistant	3.5	3.5	3.5	3.5	-
Childcare Assistant	1.0	1.0	1.0	1.0	-
Camp Counselor	0.8	0.8	0.8	0.8	-
Custodian	1.0	1.0	1.0	1.0	-
Lifeguard	2.0	2.0	2.0	2.0	-
Facility Attendant	1.0	1.0	1.0	1.0	-
	<u>15.7</u>	<u>15.7</u>	<u>15.7</u>	<u>15.7</u>	<u>-</u>
<b>GENERAL FUND TOTAL</b>	<u>231.2</u>	<u>235.2</u>	<u>235.2</u>	<u>234.8</u>	<u>(0.4)</u>
<b>HOTEL FUND</b>					
<b>Conference Centre</b>					
Conference Centre Supervisor	1.0	1.0	1.0	-	(1.0)
Conference Centre Sales Coordinator	1.0	1.0	1.0	-	(1.0)
Audio Visual Technician	1.0	1.0	1.0	-	(1.0)
Conference Centre Events Coordinator	1.0	1.0	1.0	-	(1.0)
Office Assistant	1.0	1.0	1.0	-	(1.0)
Senior Conference Centre Attendant	1.0	1.0	1.0	-	(1.0)
Conference Centre Attendant	2.5	2.5	2.0	-	(2.5)
	<u>8.5</u>	<u>8.5</u>	<u>8.0</u>	<u>-</u>	<u>(8.5)</u>
<b>Communications &amp; Marketing</b>					
Director of Public Communications	1.0	1.0	1.0	1.0	-
Marketing and Communications Specialist	1.0	1.0	1.0	1.0	-
	<u>2.0</u>	<u>2.0</u>	<u>2.0</u>	<u>2.0</u>	<u>-</u>

**TOWN OF ADDISON  
PERSONNEL SUMMARY  
FY2020-21**

	Actual 2018-19	Budget 2019-20	Estimated 2019-20	Budget 2020-21	DIFFERENCE 2020 to 2021
<b>Special Events</b>					
Director of Special Events	1.0	1.0	1.0	1.0	-
Special Events Manager	1.0	1.0	1.0	1.0	-
Special Events Coordinator	1.0	1.0	1.0	1.0	-
Special Events Coordinator II	1.0	1.0	1.0	1.0	-
Department Assistant	0.5	0.5	0.5	0.5	-
	<u>4.5</u>	<u>4.5</u>	<u>4.5</u>	<u>4.5</u>	<u>-</u>
<b>Addison Theatre Centre</b>					
Technical Specialist	1.0	1.0	1.0	1.0	-
Theatre Centre Attendant	-	-	0.5	0.5	0.5
	<u>1.0</u>	<u>1.0</u>	<u>1.5</u>	<u>1.5</u>	<u>0.5</u>
<b>General Hotel Operations</b>					
Accounting Supervisor	1.0	1.0	1.0	1.0	-
	<u>1.0</u>	<u>1.0</u>	<u>1.0</u>	<u>1.0</u>	<u>-</u>
<b>HOTEL FUND TOTAL</b>	<u>17.0</u>	<u>17.0</u>	<u>17.0</u>	<u>9.0</u>	<u>(8.0)</u>
<b>ECONOMIC DEVELOPMENT FUND</b>					
<b>Economic Development</b>					
Director of Economic Development	1.0	1.0	1.0	1.0	-
Economic Development Manager	1.0	1.0	1.0	1.0	-
Economic Development Coordinator	1.0	1.0	1.0	1.0	-
	<u>3.0</u>	<u>3.0</u>	<u>3.0</u>	<u>3.0</u>	<u>-</u>
<b>Tourism Services</b>					
Tourism Coordinator	1.0	1.0	1.0	1.0	-
	<u>1.0</u>	<u>1.0</u>	<u>1.0</u>	<u>1.0</u>	<u>-</u>
<b>ECONOMIC DEVELOPMENT FUND TOTAL</b>	<u>4.0</u>	<u>4.0</u>	<u>4.0</u>	<u>4.0</u>	<u>-</u>
<b>AIRPORT FUND</b>					
Deputy City Manager	-	-	-	0.3	0.3
Airport Director	-	-	-	1.0	1.0
Airport Assistant Director	-	-	-	2.0	2.0
Airport Maintenance Manager	-	-	-	1.0	1.0
Airport Operations Manager	-	-	-	1.0	1.0
Department Assistant	-	-	-	1.0	1.0
Airport Maintenance Technician III	-	-	-	1.0	1.0
Airport Maintenance Technician II	-	-	-	3.0	3.0
Janitorial and Light Maintenance Worker	-	-	-	1.0	1.0
Police Officer	3.0	3.0	3.0	3.0	-
GIS Manager	0.4	0.4	0.4	0.4	-
Management Assistant	-	1.0	1.0	1.0	-
Asset Manager	-	-	-	1.0	1.0
Leasing Manager	-	-	-	1.0	1.0
Human Resources Analyst	-	-	-	0.3	0.3
Airport Accounting Manager	-	-	-	1.0	1.0
Senior Accountant	-	-	-	0.3	0.3
Accounting Specialist	-	-	-	0.3	0.3
	<u>3.4</u>	<u>4.4</u>	<u>4.4</u>	<u>19.6</u>	<u>15.2</u>
<b>AIRPORT FUND TOTAL</b>	<u>3.4</u>	<u>4.4</u>	<u>4.4</u>	<u>19.6</u>	<u>15.2</u>



**TOWN OF ADDISON  
PERSONNEL SUMMARY  
FY2020-21**

	Actual 2018-19	Budget 2019-20	Estimated 2019-20	Budget 2020-21	DIFFERENCE 2020 to 2021
<b>UTILITY FUND</b>					
<b>Utility Administration</b>					
Deputy City Manager	-	-	-	0.3	0.3
Director of Public Works and Engineering	1.0	1.0	1.0	1.0	-
Assistant Director of Infrastructure Services	1.0	1.0	1.0	1.0	-
GIS Manager	0.3	0.3	0.3	0.3	-
Streets and Stormwater Manager	0.3	0.3	0.3	0.3	-
Utilities Manager	2.0	2.0	2.0	2.0	-
Construction Inspector	3.0	3.0	3.0	3.0	-
Water Quality Utility Supervisor	-	-	-	1.0	1.0
Water Quality Specialist	1.0	2.0	2.0	2.0	-
Utility Operator - III	4.0	4.0	4.0	4.0	-
Utility Operator - II	-	2.0	2.0	2.0	-
Utility Operator - I	5.0	5.0	5.0	5.0	-
Project Manager	1.0	1.0	1.0	1.0	-
Utility Crew Leader	1.0	1.0	1.0	1.0	-
Department Assistant	1.0	1.0	1.0	1.0	-
Human Resources Analyst	-	-	-	0.3	0.3
Accounting Specialist	-	-	-	0.3	0.3
	<u>20.6</u>	<u>23.6</u>	<u>23.6</u>	<u>25.5</u>	<u>1.9</u>
<b>Utility Billing</b>					
Controller	-	-	-	0.3	0.3
Utility Billing Supervisor	0.8	0.8	0.8	0.8	-
Accounting Specialist	0.8	0.8	0.8	0.8	-
	<u>1.6</u>	<u>1.6</u>	<u>1.6</u>	<u>1.9</u>	<u>0.3</u>
<b>UTILITY FUND TOTAL</b>	<u><u>22.2</u></u>	<u><u>25.2</u></u>	<u><u>25.2</u></u>	<u><u>27.4</u></u>	<u><u>2.2</u></u>
<b>STORMWATER FUND</b>					
GIS Manager	0.3	0.3	0.3	0.3	-
Streets and Stormwater Manager	0.3	0.3	0.3	0.3	-
Management Assistant	1.0	1.0	1.0	1.0	-
Utility Billing Supervisor	0.2	0.2	0.2	0.2	-
Accounting Specialist	0.2	0.2	0.2	0.2	-
Stormwater Operator	2.0	2.0	2.0	2.0	-
	<u>4.0</u>	<u>4.0</u>	<u>4.0</u>	<u>4.0</u>	<u>-</u>
<b>STORMWATER FUND TOTAL</b>	<u><u>4.0</u></u>	<u><u>4.0</u></u>	<u><u>4.0</u></u>	<u><u>4.0</u></u>	<u><u>-</u></u>
<b>ALL FUNDS TOTAL</b>	<u><u>281.8</u></u>	<u><u>289.8</u></u>	<u><u>289.8</u></u>	<u><u>298.8</u></u>	<u><u>9.0</u></u>

**TOWN OF ADDISON  
GENERAL FUND BY CATEGORY  
FY2020-21**

	Actual 2018-19	Budget 2019-20	Estimated 2019-20	Budget 2020-21
BEGINNING BALANCES	\$ 20,962,953	\$ 18,084,229	\$ 20,588,246	\$ 18,164,582
REVENUES:				
Ad valorem Taxes	\$ 17,240,969	\$ 18,752,174	\$ 18,576,193	\$ 19,257,277
Non-Property Taxes	16,168,140	14,840,000	14,309,962	13,356,000
Franchise Fees	2,459,254	2,332,100	2,352,919	2,260,000
Licenses and Permits	1,366,941	740,200	1,292,275	1,142,550
Service Fees	1,798,826	1,966,590	1,943,335	2,088,385
Fines and Penalties	376,362	352,000	260,000	260,000
Rental Income	7,380	7,600	6,152	8,500
Interest and Other Income	834,080	103,000	617,434	328,000
TOTAL OPERATIONAL REVENUE	<u>\$ 40,251,951</u>	<u>\$ 39,093,664</u>	<u>\$ 39,358,270</u>	<u>\$ 38,700,712</u>
TOTAL REVENUES	<u>\$ 40,251,951</u>	<u>\$ 39,093,664</u>	<u>\$ 39,358,270</u>	<u>\$ 38,700,712</u>
TOTAL AVAILABLE RESOURCES	<u>\$ 61,214,904</u>	<u>\$ 57,177,893</u>	<u>\$ 59,946,516</u>	<u>\$ 56,865,294</u>
EXPENDITURES:				
Personnel Services	\$ 23,005,719	\$ 25,208,310	\$ 24,451,339	\$ 24,789,512
Supplies	1,141,737	1,403,397	1,374,665	1,545,177
Maintenance	3,365,350	3,453,368	3,386,815	3,611,469
Contractual Services	7,025,903	7,509,948	7,461,442	7,294,332
Capital Replacement / Lease	1,478,003	1,410,673	1,410,673	1,423,868
Capital Outlay	138,442	73,000	86,600	-
TOTAL OPERATIONAL EXPENDITURES	<u>\$ 36,155,154</u>	<u>\$ 39,058,696</u>	<u>\$ 38,171,534</u>	<u>\$ 38,664,359</u>
Transfer to Self-Funded Projects Fund	2,771,504	4,015,400	3,565,400	463,950
Transfer to Streets Capital Projects Fund	700,000	-	-	-
Transfer to Infrastructure Investment Fund	1,000,000	45,000	45,000	-
TOTAL EXPENDITURES	<u>\$ 40,626,658</u>	<u>\$ 43,119,096</u>	<u>\$ 41,781,934</u>	<u>\$ 39,128,309</u>
ENDING FUND BALANCES	<u>\$ 20,588,246</u>	<u>\$ 14,058,797</u>	<u>\$ 18,164,582</u>	<u>\$ 17,736,985</u>
Fund Balance Percentage	56.9%	36.0%	47.6%	45.9%

**TOWN OF ADDISON  
GENERAL FUND REVENUE SUMMARY  
FY2020-21**

	Actual 2018-19	Budget 2019-20	Estimated 2019-20	Budget 2020-21
BEGINNING BALANCES	\$ 20,962,953	\$ 18,084,229	\$ 20,588,246	\$ 18,164,582
REVENUES:				
Ad valorem Taxes				
Current Taxes	\$ 17,296,733	\$ 18,781,674	\$ 18,917,312	\$ 19,378,035
Delinquent Taxes	(96,002)	(70,000)	(381,119)	(165,758)
Penalty & Interest	40,238	40,500	40,000	45,000
	<u>\$ 17,240,969</u>	<u>\$ 18,752,174</u>	<u>\$ 18,576,193</u>	<u>\$ 19,257,277</u>
Non-Property Taxes				
Sales Taxes	\$ 15,017,082	\$ 13,700,000	\$ 13,509,962	\$ 12,330,000
Alcoholic Beverage Tax	1,151,057	1,140,000	800,000	1,026,000
	<u>\$ 16,168,140</u>	<u>\$ 14,840,000</u>	<u>\$ 14,309,962</u>	<u>\$ 13,356,000</u>
Franchise Fees				
Electric Franchise	\$ 1,534,930	\$ 1,560,000	\$ 1,560,000	\$ 1,525,000
Gas Franchise	253,426	216,600	204,919	205,000
Telecommunication Access	400,099	400,000	388,000	400,000
Cable Franchise	270,799	150,000	200,000	130,000
Street Rental	-	5,500	-	-
	<u>\$ 2,459,254</u>	<u>\$ 2,332,100</u>	<u>\$ 2,352,919</u>	<u>\$ 2,260,000</u>
Licenses and Permits				
Business Licenses & Permits	\$ 222,420	\$ 165,700	\$ 132,325	\$ 211,650
Building & Construction Permits	1,144,521	574,500	1,159,950	930,900
	<u>\$ 1,366,941</u>	<u>\$ 740,200</u>	<u>\$ 1,292,275</u>	<u>\$ 1,142,550</u>
Service Fees				
General Government	\$ 71,963	\$ -	\$ -	\$ -
Public Safety	907,174	942,300	954,445	1,054,945
Urban Development	2,180	60,300	13,900	1,900
Streets & Sanitation	403,676	377,200	406,600	563,309
Recreation	64,453	70,300	51,900	57,800
Interfund	349,380	516,490	516,490	410,431
	<u>\$ 1,798,826</u>	<u>\$ 1,966,590</u>	<u>\$ 1,943,335</u>	<u>\$ 2,088,385</u>
Fines and Penalties	<u>\$ 376,362</u>	<u>\$ 352,000</u>	<u>\$ 260,000</u>	<u>\$ 260,000</u>
Rental Income	<u>\$ 7,380</u>	<u>\$ 7,600</u>	<u>\$ 6,152</u>	<u>\$ 8,500</u>
Interest and Other Income				
Interest Earnings	\$ 643,083	\$ 100,000	\$ 501,522	\$ 200,000
Recycling Proceeds	616	3,000	500	3,000
Other	190,381	-	115,412	125,000
	<u>\$ 834,080</u>	<u>\$ 103,000</u>	<u>\$ 617,434</u>	<u>\$ 328,000</u>
<b>TOTAL OPERATIONAL REVENUE</b>	<u><u>\$ 40,251,951</u></u>	<u><u>\$ 39,093,664</u></u>	<u><u>\$ 39,358,270</u></u>	<u><u>\$ 38,700,712</u></u>
<b>TOTAL AVAILABLE RESOURCES</b>	<u><u>\$ 61,214,904</u></u>	<u><u>\$ 57,177,893</u></u>	<u><u>\$ 59,946,516</u></u>	<u><u>\$ 56,865,294</u></u>

**TOWN OF ADDISON  
GENERAL FUND BY DEPARTMENT  
FY2020-21**

	Actual 2018-19	Budget 2019-20	Estimated 2019-20	Budget 2020-21
BEGINNING BALANCES	\$ 20,962,953	\$ 18,084,229	\$ 20,588,246	\$ 18,164,582
TOTAL OPERATIONAL REVENUE	<u>\$ 40,251,951</u>	<u>\$ 39,093,664</u>	<u>\$ 39,358,270</u>	<u>\$ 38,700,712</u>
TOTAL AVAILABLE RESOURCES	<u>\$ 61,214,904</u>	<u>\$ 57,177,893</u>	<u>\$ 59,946,516</u>	<u>\$ 56,865,294</u>
<b>EXPENDITURES:</b>				
General Government:				
City Secretary	\$ 175,970	\$ 207,783	\$ 200,301	\$ 200,339
City Manager	1,186,118	1,246,999	1,259,509	1,144,691
Finance	2,044,166	1,849,829	1,673,975	1,753,213
General Services	716,848	766,195	745,172	746,112
Municipal Court	650,660	739,563	705,699	697,784
Human Resources	643,118	713,207	678,214	693,726
Information Technology	2,006,931	2,220,737	2,179,236	2,232,729
Combined Services	1,163,133	1,388,593	1,386,911	1,187,951
City Council	330,555	351,811	333,061	252,132
	<u>\$ 8,917,499</u>	<u>\$ 9,484,717</u>	<u>\$ 9,162,078</u>	<u>\$ 8,908,677</u>
Public Safety:				
Police	\$ 9,354,811	\$ 9,988,388	\$ 9,720,765	\$ 9,968,923
Emergency Communications	1,365,490	1,432,188	1,429,436	1,391,519
Fire	7,868,725	8,362,015	8,526,509	8,371,556
	<u>\$ 18,589,026</u>	<u>\$ 19,782,591</u>	<u>\$ 19,676,710</u>	<u>\$ 19,731,998</u>
Development Services	<u>\$ 1,350,597</u>	<u>\$ 1,626,900</u>	<u>\$ 1,549,741</u>	<u>\$ 1,610,840</u>
Streets	<u>\$ 1,777,128</u>	<u>\$ 2,220,634</u>	<u>\$ 2,068,912</u>	<u>\$ 2,325,168</u>
Parks and Recreation:				
Parks	\$ 3,911,318	\$ 4,044,545	\$ 3,885,316	\$ 4,242,909
Recreation	1,609,586	1,899,309	1,828,777	1,844,767
	<u>\$ 5,520,904</u>	<u>\$ 5,943,854</u>	<u>\$ 5,714,094</u>	<u>\$ 6,087,676</u>
TOTAL OPERATIONAL EXPENDITURES	<u>\$ 36,155,154</u>	<u>\$ 39,058,696</u>	<u>\$ 38,171,534</u>	<u>\$ 38,664,359</u>
Transfers to other funds	4,471,504	4,060,400	3,610,400	463,950
TOTAL EXPENDITURES	<u>\$ 40,626,658</u>	<u>\$ 43,119,096</u>	<u>\$ 41,781,934</u>	<u>\$ 39,128,309</u>
ENDING FUND BALANCES	<u>\$ 20,588,246</u>	<u>\$ 14,058,797</u>	<u>\$ 18,164,582</u>	<u>\$ 17,736,985</u>
Fund Balance Percentage	56.9%	36.0%	47.6%	45.9%

**TOWN OF ADDISON  
SELF-FUNDED PROJECTS FUND  
FY2020-21**

	Actual 2018-19	Budget 2019-20	Estimated 2019-20	Budget 2020-21
BEGINNING BALANCES	\$ 1,516,050	\$ 551,138	\$ 1,045,462	\$ 564,462
REVENUES:				
Interest and Other Income	\$ 36,542	\$ -	\$ 30,000	\$ -
TOTAL OPERATIONAL REVENUE	<u>\$ 36,542</u>	<u>\$ -</u>	<u>\$ 30,000</u>	<u>\$ -</u>
Transfers from other funds	2,771,504	4,015,400	3,563,900	463,950
TOTAL REVENUES	<u>\$ 2,808,046</u>	<u>\$ 4,015,400</u>	<u>\$ 3,593,900</u>	<u>\$ 463,950</u>
TOTAL AVAILABLE RESOURCES	<u>\$ 4,324,096</u>	<u>\$ 4,566,538</u>	<u>\$ 4,639,362</u>	<u>\$ 1,028,412</u>
EXPENDITURES:				
Supplies	\$ -	\$ 167,200	\$ 167,200	\$ -
Maintenance	343,848	390,000	390,000	309,150
Contractual Services	632,437	1,042,700	1,042,700	460,500
Capital Outlay	388,391	780,500	329,000	110,300
TOTAL OPERATIONAL EXPENDITURES	<u>\$ 1,364,676</u>	<u>\$ 2,380,400</u>	<u>\$ 1,928,900</u>	<u>\$ 879,950</u>
Capital Projects (Cash Funded)				
Enhanced Street Maintenance	373,885	1,060,000	1,060,000	-
Asset Management Implementation	259,947	800,000	800,000	-
Bridge and Gazebo Renovations	-	286,000	286,000	-
Celestial Park Improvements	-	-	-	102,500
Indoor Pool Resurfacing	75,867	-	-	-
Athletic Center Renovations	1,204,259	-	-	-
TOTAL EXPENDITURES	<u>\$ 3,278,634</u>	<u>\$ 4,526,400</u>	<u>\$ 4,074,900</u>	<u>\$ 982,450</u>
ENDING FUND BALANCES	<u>\$ 1,045,462</u>	<u>\$ 40,138</u>	<u>\$ 564,462</u>	<u>\$ 45,962</u>
Fund Balance Percentage	76.6%	1.7%	29.3%	5.2%

**TOWN OF ADDISON  
SELF-FUNDED PROJECTS FUND  
FY2020-21**

	Actual 2018-19	Budget 2019-20	Estimated 2019-20	Budget 2020-21
Projects List				
Records Management	\$ -	\$ 50,000	\$ 50,000	\$ -
GASB 87: Leases Analysis	-	10,000	10,000	-
Buildings - Repairs	-	170,000	170,000	-
Compensation - Market Update Study	-	25,000	25,000	-
CMMS Implementation	-	125,000	125,000	-
Geo-tracking Services	-	40,000	40,000	-
Neighborhood Security-East Addison	-	-	-	27,500
North Texas Emergency Communications	-	300,000	300,000	-
Bay Door Replacement at Fire Stations	-	180,000	180,000	-
Fire Station Bay Air Filtration System	-	113,000	113,000	-
Smoke Detector Battery Repl. Program	-	-	-	3,000
Ballistic Gear	-	-	-	30,000
Knox Vaults (Keys and Drugs)	-	24,000	24,000	-
Unified Development Code	-	200,000	200,000	-
Special Area Study	-	125,000	125,000	140,000
Asset Management	-	50,000	50,000	-
Asset Management Implementation	259,947	800,000	800,000	-
Signal Timing Project	82,640	-	-	-
Enhanced Street Maintenance	373,885	1,060,000	1,060,000	-
Parks Master Plan Update	43,150	-	-	-
Bridge and Gazebo Renovations	-	286,000	286,000	-
Trails and Bicycle Path Master Plan	-	117,700	117,700	-
Heavy Pruning Addison Circle District	-	65,000	65,000	-
Replacement Plantings	-	155,000	155,000	-
Imagination Playground	-	75,000	75,000	-
Indoor Pool Resurfacing	75,867	-	-	-
Athletic Center (HVAC and Elevator)	1,204,259	-	-	-
Athletic Center Building Updates	-	451,500	-	-
Addison Outdoors	-	68,200	68,200	-
Secure Admin Office	-	36,000	36,000	-
Addison Circle TOD	-	-	-	318,000
Celestial Park Improvements	-	-	-	102,500
	<b>\$ 2,039,749</b>	<b>\$ 4,526,400</b>	<b>\$ 4,074,900</b>	<b>\$ 621,000</b>

**TOWN OF ADDISON**  
**GENERAL OBLIGATION DEBT SERVICE FUND**  
**FY2020-21**

	Actual 2018-19	Budget 2019-20	Estimated 2019-20	Budget 2020-21
BEGINNING BALANCES	\$ 168,535	\$ 189,835	\$ 17,994	\$ 10,458
REVENUES:				
Ad valorem Taxes	\$ 6,585,428	\$ 7,013,238	\$ 6,867,784	\$ 7,814,864
Interest and Other Income	23,219	16,000	25,000	16,000
TOTAL OPERATIONAL REVENUE	<u>\$ 6,608,647</u>	<u>\$ 7,029,238</u>	<u>\$ 6,892,784</u>	<u>\$ 7,830,864</u>
TOTAL REVENUES	<u>\$ 6,608,647</u>	<u>\$ 7,029,238</u>	<u>\$ 6,892,784</u>	<u>\$ 7,830,864</u>
TOTAL AVAILABLE RESOURCES	<u>\$ 6,777,182</u>	<u>\$ 7,219,073</u>	<u>\$ 6,910,778</u>	<u>\$ 7,841,322</u>
EXPENDITURES:				
Contractual Services	\$ 3,909	\$ 9,300	\$ 4,104	\$ 5,000
Debt Service	6,755,279	6,966,638	6,896,216	7,759,526
TOTAL OPERATIONAL EXPENDITURES	<u>\$ 6,759,188</u>	<u>\$ 6,975,938</u>	<u>\$ 6,900,320</u>	<u>\$ 7,764,526</u>
TOTAL EXPENDITURES	<u>\$ 6,759,188</u>	<u>\$ 6,975,938</u>	<u>\$ 6,900,320</u>	<u>\$ 7,764,526</u>
ENDING FUND BALANCES	<u>\$ 17,994</u>	<u>\$ 243,135</u>	<u>\$ 10,458</u>	<u>\$ 76,796</u>
Fund Balance Percentage	0.3%	3.5%	0.2%	1.0%

**TOWN OF ADDISON**  
**HOTEL SPECIAL REVENUE FUND BY CATEGORY**  
**FY2020-21**

	Actual 2018-19	Budget 2019-20	Estimated 2019-20	Budget 2020-21
BEGINNING BALANCES	\$ 4,122,535	\$ 3,026,502	\$ 3,468,059	\$ 2,285,310
REVENUES:				
Non-Property Taxes	\$ 5,427,585	\$ 5,540,000	\$ 3,000,000	\$ 4,155,000
Service Fees	1,206,764	1,297,500	109,172	1,104,500
Rental Income	602,026	707,000	316,007	23,810
Interest and Other Income	118,410	25,000	86,315	50,100
TOTAL OPERATIONAL REVENUE	<u>\$ 7,354,785</u>	<u>\$ 7,569,500</u>	<u>\$ 3,511,494</u>	<u>\$ 5,333,410</u>
Transfers from other funds	-	-	-	-
TOTAL REVENUES	<u>\$ 7,354,785</u>	<u>\$ 7,569,500</u>	<u>\$ 3,511,494</u>	<u>\$ 5,333,410</u>
TOTAL AVAILABLE RESOURCES	<u>\$ 11,477,320</u>	<u>\$ 10,596,002</u>	<u>\$ 6,979,553</u>	<u>\$ 7,618,720</u>
EXPENDITURES:				
Personnel Services	\$ 1,640,714	\$ 1,830,035	\$ 1,256,827	\$ 1,242,922
Supplies	113,437	110,349	75,982	59,592
Maintenance	349,839	430,199	378,470	288,487
Contractual Services	4,067,532	4,665,045	2,475,925	3,770,732
Capital Replacement / Lease	84,210	74,078	74,078	75,163
Capital Outlay	17,812	60,000	15,000	-
TOTAL OPERATIONAL EXPENDITURES	<u>\$ 6,273,544</u>	<u>\$ 7,169,706</u>	<u>\$ 4,276,282</u>	<u>\$ 5,436,896</u>
Transfer to Hotel Debt Service Fund	-	-	-	-
Transfer to Economic Development Fund	715,000	768,000	384,000	384,000
Capital Projects (Cash Funded)				
Addison Circle Fountain Repair	1,020,717	33,960	33,960	-
TOTAL EXPENDITURES	<u>\$ 8,009,261</u>	<u>\$ 7,971,666</u>	<u>\$ 4,694,242</u>	<u>\$ 5,820,896</u>
ENDING FUND BALANCES	<u>\$ 3,468,059</u>	<u>\$ 2,624,336</u>	<u>\$ 2,285,310</u>	<u>\$ 1,797,825</u>
Fund Balance Percentage	55.3%	36.6%	53.4%	33.1%



**TOWN OF ADDISON**  
**HOTEL SPECIAL REVENUE FUND BY DEPARTMENT**  
**FY2020-21**

	Actual 2018-19	Budget 2019-20	Estimated 2019-20	Budget 2020-21
BEGINNING BALANCES	\$ 4,122,535	\$ 3,026,502	\$ 3,468,059	\$ 2,285,310
REVENUES:				
Hotel/Motel Occupancy Taxes	\$ 5,427,585	\$ 5,540,000	\$ 3,000,000	\$ 4,155,000
Proceeds from Special Events	1,206,764	1,297,500	109,172	1,104,500
Conference Centre Rental	523,710	630,000	256,007	-
Theatre Centre Rental	78,316	77,000	60,000	23,810
Interest Earnings and Other	118,410	25,000	86,315	50,100
TOTAL OPERATIONAL REVENUE	<u>\$ 7,354,785</u>	<u>\$ 7,569,500</u>	<u>\$ 3,511,494</u>	<u>\$ 5,333,410</u>
TOTAL REVENUES	<u>\$ 7,354,785</u>	<u>\$ 7,569,500</u>	<u>\$ 3,511,494</u>	<u>\$ 5,333,410</u>
TOTAL AVAILABLE RESOURCES	<u>\$ 11,477,320</u>	<u>\$ 10,596,002</u>	<u>\$ 6,979,553</u>	<u>\$ 7,618,720</u>
EXPENDITURES:				
Addison Theatre Centre	\$ 291,298	\$ 421,938	\$ 348,036	\$ 310,571
Conference Centre	956,507	1,152,735	938,776	200,977
General Hotel Operations	142,763	144,173	85,527	154,575
Marketing	962,526	1,134,939	1,013,214	1,108,196
Performing Arts	437,900	505,000	500,000	329,089
Special Events	2,579,212	2,812,567	543,817	2,405,808
Special Events Operations	903,337	998,354	846,912	927,680
TOTAL OPERATIONAL EXPENDITURES	<u>\$ 6,273,544</u>	<u>\$ 7,169,706</u>	<u>\$ 4,276,282</u>	<u>\$ 5,436,896</u>
Transfer to Economic Development Fund	715,000	768,000	384,000	384,000
Capital Projects (Cash Funded)				
Addison Circle Fountain Repair	1,020,717	33,960	33,960	-
TOTAL EXPENDITURES	<u>\$ 8,009,261</u>	<u>\$ 7,971,666</u>	<u>\$ 4,694,242</u>	<u>\$ 5,820,896</u>
ENDING FUND BALANCES	<u>\$ 3,468,059</u>	<u>\$ 2,624,336</u>	<u>\$ 2,285,310</u>	<u>\$ 1,797,825</u>
Fund Balance Percentage	55.3%	36.6%	53.4%	33.1%

**TOWN OF ADDISON  
ECONOMIC DEVELOPMENT FUND  
FY2020-21**

	Actual 2018-19	Budget 2019-20	Estimated 2019-20	Budget 2020-21
BEGINNING BALANCES	\$ 1,437,024	\$ 1,439,491	\$ 1,797,017	\$ 1,797,844
REVENUES:				
Ad valorem Taxes	\$ 1,086,365	\$ 1,105,981	\$ 1,130,073	\$ 1,105,076
Service Fees	64,026	50,500	60,000	60,000
Interest and Other Income	48,416	30,000	42,500	48,000
TOTAL OPERATIONAL REVENUE	<u>\$ 1,198,807</u>	<u>\$ 1,186,481</u>	<u>\$ 1,232,573</u>	<u>\$ 1,213,076</u>
Transfers from other funds	715,000	768,000	384,000	384,000
TOTAL REVENUES	<u>\$ 1,913,807</u>	<u>\$ 1,954,481</u>	<u>\$ 1,616,573</u>	<u>\$ 1,597,076</u>
TOTAL AVAILABLE RESOURCES	<u><u>\$ 3,350,831</u></u>	<u><u>\$ 3,393,972</u></u>	<u><u>\$ 3,413,590</u></u>	<u><u>\$ 3,394,920</u></u>
EXPENDITURES:				
Personnel Services	\$ 453,011	\$ 479,272	\$ 480,312	\$ 484,008
Supplies	18,455	23,645	17,285	20,932
Maintenance	17,806	23,237	23,199	29,450
Contractual Services	1,042,521	1,327,180	1,077,953	1,430,153
Capital Replacement / Lease	22,021	16,997	16,997	48,160
TOTAL OPERATIONAL EXPENDITURES	<u>\$ 1,553,814</u>	<u>\$ 1,870,331</u>	<u>\$ 1,615,746</u>	<u>\$ 2,012,703</u>
TOTAL EXPENDITURES	<u>\$ 1,553,814</u>	<u>\$ 1,870,331</u>	<u>\$ 1,615,746</u>	<u>\$ 2,012,703</u>
ENDING FUND BALANCES	<u><u>\$ 1,797,017</u></u>	<u><u>\$ 1,523,641</u></u>	<u><u>\$ 1,797,844</u></u>	<u><u>\$ 1,382,217</u></u>
Fund Balance Percentage	115.7%	81.5%	111.3%	68.7%

**TOWN OF ADDISON  
GRANT FUNDS  
FY2020-21**

	Actual 2018-19	Budget 2019-20	Estimated 2019-20	Budget 2020-21
BEGINNING BALANCES	\$ 34,168	\$ 34,667	\$ 38,433	\$ 38,833
REVENUES:				
Intergovernmental	\$ 123,941	\$ 8,100	\$ 220,000	\$ 8,100
Interest and Other Income	1,446	400	400	400
TOTAL OPERATIONAL REVENUE	<u>\$ 125,387</u>	<u>\$ 8,500</u>	<u>\$ 220,400</u>	<u>\$ 8,500</u>
TOTAL REVENUES	<u>\$ 125,387</u>	<u>\$ 8,500</u>	<u>\$ 220,400</u>	<u>\$ 8,500</u>
TOTAL AVAILABLE RESOURCES	<u>\$ 159,555</u>	<u>\$ 43,167</u>	<u>\$ 258,833</u>	<u>\$ 47,333</u>
EXPENDITURES:				
Personnel Services	\$ 11,825	\$ -	\$ -	\$ -
Supplies	8,166	-	20,000	-
Maintenance	1,654	-	-	-
Contractual Services	4,477	13,700	200,000	13,700
Capital Outlay	95,000	-	-	-
TOTAL OPERATIONAL EXPENDITURES	<u>\$ 121,122</u>	<u>\$ 13,700</u>	<u>\$ 220,000</u>	<u>\$ 13,700</u>
TOTAL EXPENDITURES	<u>\$ 121,122</u>	<u>\$ 13,700</u>	<u>\$ 220,000</u>	<u>\$ 13,700</u>
ENDING FUND BALANCES	<u>\$ 38,433</u>	<u>\$ 29,467</u>	<u>\$ 38,833</u>	<u>\$ 33,633</u>
Fund Balance Percentage	31.7%	215.1%	17.7%	245.5%

**TOWN OF ADDISON  
INFRASTRUCTURE INVESTMENT FUND  
FY2020-21**

	Actual 2018-19	Budget 2019-20	Estimated 2019-20	Budget 2020-21
BEGINNING BALANCES	\$ 4,585,191	\$ 4,698,143	\$ 4,825,361	\$ 5,263,783
REVENUES:				
Ad valorem Taxes	\$ 284,009	\$ 288,422	\$ 288,422	\$ 288,985
Interest and Other Income	119,000	60,000	105,000	50,000
TOTAL OPERATIONAL REVENUE	<u>\$ 403,009</u>	<u>\$ 348,422</u>	<u>\$ 393,422</u>	<u>\$ 338,985</u>
Transfers from other funds	1,000,000	45,000	45,000	-
TOTAL REVENUES	<u>\$ 1,403,009</u>	<u>\$ 393,422</u>	<u>\$ 438,422</u>	<u>\$ 338,985</u>
TOTAL AVAILABLE RESOURCES	<u>\$ 5,988,200</u>	<u>\$ 5,091,565</u>	<u>\$ 5,263,783</u>	<u>\$ 5,602,768</u>
EXPENDITURES:				
Belt Line Road Streetscape	\$ 88,385	\$ -	\$ -	\$ -
Public Safety Facility Improvements	574,454	-	-	-
TOTAL EXPENDITURES	<u>\$ 662,839</u>	<u>\$ -</u>	<u>\$ -</u>	<u>\$ -</u>
Transfer to Addison Grove Fund	500,000	-	-	-
TOTAL EXPENDITURES	<u>\$ 1,162,839</u>	<u>\$ -</u>	<u>\$ -</u>	<u>\$ -</u>
ENDING FUND BALANCES	<u>\$ 4,825,361</u>	<u>\$ 5,091,565</u>	<u>\$ 5,263,783</u>	<u>\$ 5,602,768</u>
Fund Balance Percentage	728.0%	0.0%	0.0%	0.0%

**TOWN OF ADDISON  
AIRPORT FUND  
FY2020-21**

	Actual 2018-19	Budget 2019-20	Estimated 2019-20	Budget 2020-21
BEGINNING WORKING CAPITAL	\$ 4,812,377	\$ 7,045,927	\$ 7,045,927	\$ 5,506,475
REVENUES:				
Intergovernmental	\$ -	\$ 50,000	\$ 1,360,000	\$ 50,000
Service Fees	1,122,758	1,054,000	700,000	783,150
Fines and Penalties	-	-	-	-
Rental Income	5,488,112	4,509,000	4,300,000	4,305,960
Interest and Other Income	356,442	80,000	120,000	50,000
<b>TOTAL OPERATIONAL REVENUE</b>	<b>\$ 6,967,312</b>	<b>\$ 5,693,000</b>	<b>\$ 6,480,000</b>	<b>\$ 5,189,110</b>
Transfers from other funds	-	700,000	700,000	-
<b>TOTAL REVENUES</b>	<b>\$ 6,967,312</b>	<b>\$ 6,393,000</b>	<b>\$ 7,180,000</b>	<b>\$ 5,189,110</b>
<b>TOTAL AVAILABLE RESOURCES</b>	<b>\$ 11,779,689</b>	<b>\$ 13,438,927</b>	<b>\$ 14,225,927</b>	<b>\$ 10,695,585</b>
EXPENSES:				
Personnel Services	\$ 324,776	\$ 470,762	\$ 395,890	\$ 2,123,336
Supplies	33,600	41,000	41,000	61,900
Maintenance	77,453	53,441	53,500	479,730
Contractual Services	186,367	261,983	251,669	1,309,914
Capital Replacement / Lease	32,292	217,258	217,258	230,958
Debt Service	763,934	853,910	950,814	819,647
Capital Outlay	31,703	-	-	-
Operator Contract - Maintenance	2,761,617	3,308,028	3,308,028	-
Operator Contract - Management Fees	522,020	429,293	429,293	-
<b>TOTAL OPERATIONAL EXPENSES</b>	<b>\$ 4,733,762</b>	<b>\$ 5,635,675</b>	<b>\$ 5,647,452</b>	<b>\$ 5,025,485</b>
One-Time Decision Packages	-	-	-	51,000
Capital Projects (Cash Funded)				
Customs Facility	-	-	-	1,565,411
Bravo/Golf Taxiway Improvements	-	20,000	-	20,000
Airport Access & Security Improvements	-	-	-	-
Runway 15/33 Redesignation / Taxiway Alpha Rejuv.	-	-	-	-
Airport Wayfinding Signage	-	28,000	-	-
East Vehicle Service Road Realign/Reconstruction	-	720,000	720,000	-
Fuel Farm Exit Lane	-	-	115,000	-
Environmental Site Remediation	-	100,000	100,000	-
Collins Hangar Demolition	-	-	-	-
Fuel Road Reconstruction George Haddaway Dr.	-	753,000	791,000	-
Facility Repairs and Improvements	-	320,000	576,000	427,000
Wing Aviation Apron	-	-	-	-
EMASS Emergency Repairs	-	-	-	-
ADA Repairs and Improvements	-	31,500	70,000	31,500
Aircraft Rescue Firefighting Truck	-	700,000	700,000	-
<b>TOTAL EXPENSES</b>	<b>\$ 4,733,762</b>	<b>\$ 8,308,175</b>	<b>\$ 8,719,452</b>	<b>\$ 7,120,396</b>
<b>ENDING WORKING CAPITAL</b>	<b>\$ 7,045,927</b>	<b>\$ 5,130,752</b>	<b>\$ 5,506,475</b>	<b>\$ 3,575,189</b>
Working Capital Percentage	148.8%	91.0%	97.5%	71.1%

**TOWN OF ADDISON  
UTILITY FUND  
FY2020-21**

	Actual 2018-19	Budget 2019-20	Estimated 2019-20	Budget 2020-21
BEGINNING WORKING CAPITAL	\$ 6,233,408	\$ 11,385,841	\$ 6,266,837	\$ 4,923,551
REVENUES:				
Water Sales	\$ 6,663,348	\$ 7,051,676	\$ 7,051,676	\$ 7,502,499
Sewer Charges	5,144,473	5,876,062	5,876,062	6,270,477
Tap Fees & Other	9,438	25,275	5,000	20,500
Penalties	107,593	75,000	75,000	75,000
Interest and Other Income	184,049	94,600	159,000	105,500
TOTAL OPERATIONAL REVENUE	<u>\$ 12,108,901</u>	<u>\$ 13,122,613</u>	<u>\$ 13,166,738</u>	<u>\$ 13,973,976</u>
TOTAL AVAILABLE RESOURCES	<u>\$ 18,342,309</u>	<u>\$ 24,508,454</u>	<u>\$ 19,433,575</u>	<u>\$ 18,897,527</u>
EXPENSES:				
Personnel Services	\$ 1,716,439	\$ 2,264,720	\$ 2,079,902	\$ 2,294,144
Supplies	176,462	217,990	216,190	216,281
Maintenance	329,051	495,622	499,122	650,623
Contractual Services				
Water Purchases	3,467,867	3,435,039	3,435,039	3,652,672
Wastewater Treatment	3,635,316	3,373,435	3,600,000	3,746,596
Other Services	863,217	1,390,199	1,256,327	1,385,463
Capital Replacement / Lease	340,657	331,857	331,857	340,797
Debt Service	1,133,162	1,513,798	1,516,231	1,517,931
Capital Outlay	74,949	90,000	90,000	65,000
TOTAL OPERATIONAL EXPENSES	<u>\$ 11,737,120</u>	<u>\$ 13,112,660</u>	<u>\$ 13,024,668</u>	<u>\$ 13,869,507</u>
One-Time Decision Packages	-	-	-	350,000
Capital Projects (Cash Funded)				
Basin I Sanitary Sewer Re-route	338,352	1,650,000	1,260,356	-
Water System Improvements	-	138,000	-	138,000
Chlorine Booster Station	-	25,000	225,000	25,000
TOTAL EXPENSES	<u>\$ 12,075,472</u>	<u>\$ 14,925,660</u>	<u>\$ 14,510,024</u>	<u>\$ 14,382,507</u>
ENDING WORKING CAPITAL	<u>\$ 6,266,837</u>	<u>\$ 9,582,794</u>	<u>\$ 4,923,551</u>	<u>\$ 4,515,020</u>
Working Capital Percentage	53.4%	73.1%	37.8%	32.6%

**TOWN OF ADDISON  
STORMWATER FUND  
FY2020-21**

	Actual 2018-19	Budget 2019-20	Estimated 2019-20	Budget 2020-21
BEGINNING WORKING CAPITAL	\$ 5,240,798	\$ 5,713,480	\$ 6,468,607	\$ 7,159,183
REVENUES:				
Licenses and Permits	\$ 2,387	\$ -	\$ 2,000	\$ -
Drainage Fees	2,235,566	2,349,795	2,349,795	2,455,791
Interest and Other Income	156,778	53,900	120,000	40,000
TOTAL OPERATIONAL REVENUE	<u>\$ 2,394,731</u>	<u>\$ 2,403,695</u>	<u>\$ 2,471,795</u>	<u>\$ 2,495,791</u>
TOTAL AVAILABLE RESOURCES	<u>\$ 7,635,529</u>	<u>\$ 8,117,175</u>	<u>\$ 8,940,402</u>	<u>\$ 9,654,974</u>
EXPENSES:				
Personnel Services	\$ 275,422	\$ 304,134	\$ 303,972	\$ 308,545
Supplies	16,117	20,597	12,111	17,700
Maintenance	77,810	210,700	50,000	102,620
Contractual Services	179,173	367,874	205,490	310,224
Debt Service	546,916	544,466	542,616	542,266
Capital Outlay	21,035	40,000	72,787	-
TOTAL OPERATIONAL EXPENSES	<u>\$ 1,116,473</u>	<u>\$ 1,487,771</u>	<u>\$ 1,186,976</u>	<u>\$ 1,281,355</u>
One-Time Decision Packages	-	-	-	38,610
Capital Projects (Cash Funded)				
Stormwater Assessment Improvements	50,449	1,181,000	594,243	2,272,430
TOTAL EXPENSES	<u>\$ 1,166,922</u>	<u>\$ 2,668,771</u>	<u>\$ 1,781,219</u>	<u>\$ 3,592,395</u>
ENDING WORKING CAPITAL	<u>\$ 6,468,607</u>	<u>\$ 5,448,404</u>	<u>\$ 7,159,183</u>	<u>\$ 6,062,579</u>
Working Capital Percentage	579.4%	366.2%	603.1%	473.1%

**TOWN OF ADDISON  
ADDISON GROVE ESCROW FUND  
FY2020-21**

	Actual 2018-19	Budget 2019-20	Estimated 2019-20	Budget 2020-21
BEGINNING BALANCES	\$ 2,019,186	\$ 3,019,186	\$ 3,081,141	\$ 3,129,141
REVENUES:				
Interest and Other Income	\$ 61,955	\$ -	\$ 48,000	\$ 25,000
TOTAL OPERATIONAL REVENUE	<u>\$ 61,955</u>	<u>\$ -</u>	<u>\$ 48,000</u>	<u>\$ 25,000</u>
Transfers from other funds	1,000,000	-	-	-
TOTAL REVENUES	<u>\$ 1,061,955</u>	<u>\$ -</u>	<u>\$ 48,000</u>	<u>\$ 25,000</u>
TOTAL AVAILABLE RESOURCES	<u>\$ 3,081,141</u>	<u>\$ 3,019,186</u>	<u>\$ 3,129,141</u>	<u>\$ 3,154,141</u>
ENDING FUND BALANCES	<u>\$ 3,081,141</u>	<u>\$ 3,019,186</u>	<u>\$ 3,129,141</u>	<u>\$ 3,154,141</u>
Fund Balance Percentage	0.0%	0.0%	0.0%	0.0%



**TOWN OF ADDISON  
PUBLIC SAFETY FUND  
FY2020-21**

	Actual 2018-19	Budget 2019-20	Estimated 2019-20	Budget 2020-21
BEGINNING BALANCES	\$ 48,524	\$ 23,724	\$ 56,887	\$ 63,409
REVENUES:				
Fines and Penalties	\$ 7,155	\$ -	\$ 5,522	\$ -
Interest and Other Income	1,208	400	1,000	1,000
TOTAL OPERATIONAL REVENUE	<u>\$ 8,363</u>	<u>\$ 400</u>	<u>\$ 6,522</u>	<u>\$ 1,000</u>
TOTAL REVENUES	<u>\$ 8,363</u>	<u>\$ 400</u>	<u>\$ 6,522</u>	<u>\$ 1,000</u>
TOTAL AVAILABLE RESOURCES	<u>\$ 56,887</u>	<u>\$ 24,124</u>	<u>\$ 63,409</u>	<u>\$ 64,409</u>
EXPENDITURES:				
Supplies	\$ -	\$ -	\$ -	\$ 64,409
TOTAL OPERATIONAL EXPENDITURES	<u>\$ -</u>	<u>\$ -</u>	<u>\$ -</u>	<u>\$ 64,409</u>
TOTAL EXPENDITURES	<u>\$ -</u>	<u>\$ -</u>	<u>\$ -</u>	<u>\$ 64,409</u>
ENDING FUND BALANCES	<u>\$ 56,887</u>	<u>\$ 24,124</u>	<u>\$ 63,409</u>	<u>\$ -</u>
Fund Balance Percentage	0.0%	0.0%	0.0%	0.0%

**TOWN OF ADDISON  
PEG FUND  
FY2020-21**

	Actual 2018-19	Budget 2019-20	Estimated 2019-20	Budget 2020-21
BEGINNING BALANCES	\$ 242,042	\$ 303,042	\$ 303,147	\$ 359,147
REVENUES:				
Franchise Fees	\$ 54,160	\$ 50,000	\$ 50,000	\$ 50,000
Interest and Other Income	6,945	1,500	6,000	1,500
TOTAL OPERATIONAL REVENUE	<u>\$ 61,105</u>	<u>\$ 51,500</u>	<u>\$ 56,000</u>	<u>\$ 51,500</u>
TOTAL REVENUES	<u>\$ 61,105</u>	<u>\$ 51,500</u>	<u>\$ 56,000</u>	<u>\$ 51,500</u>
TOTAL AVAILABLE RESOURCES	<u>\$ 303,147</u>	<u>\$ 354,542</u>	<u>\$ 359,147</u>	<u>\$ 410,647</u>
EXPENDITURES:				
Capital Outlay	\$ -	\$ -	\$ -	\$ 210,000
TOTAL OPERATIONAL EXPENDITURES	<u>\$ -</u>	<u>\$ -</u>	<u>\$ -</u>	<u>\$ 210,000</u>
TOTAL EXPENDITURES	<u>\$ -</u>	<u>\$ -</u>	<u>\$ -</u>	<u>\$ 210,000</u>
ENDING FUND BALANCES	<u>\$ 303,147</u>	<u>\$ 354,542</u>	<u>\$ 359,147</u>	<u>\$ 200,647</u>
Fund Balance Percentage	0.0%	0.0%	0.0%	95.5%

**TOWN OF ADDISON  
COURT TECHNOLOGY FUND  
FY2020-21**

	Actual 2018-19	Budget 2019-20	Estimated 2019-20	Budget 2020-21
BEGINNING BALANCES	\$ 33,370	\$ 22,070	\$ 27,831	\$ 24,931
REVENUES:				
Fines and Penalties	\$ 13,202	\$ 13,500	\$ 6,300	\$ 6,670
Interest and Other Income	877	600	800	500
TOTAL OPERATIONAL REVENUE	<u>\$ 14,079</u>	<u>\$ 14,100</u>	<u>\$ 7,100</u>	<u>\$ 7,170</u>
TOTAL REVENUES	<u>\$ 14,079</u>	<u>\$ 14,100</u>	<u>\$ 7,100</u>	<u>\$ 7,170</u>
TOTAL AVAILABLE RESOURCES	<u>\$ 47,449</u>	<u>\$ 36,170</u>	<u>\$ 34,931</u>	<u>\$ 32,101</u>
EXPENDITURES:				
Supplies	\$ 18,559	\$ 25,000	\$ 10,000	\$ 25,000
Contractual Services	1,059	-	-	-
TOTAL OPERATIONAL EXPENDITURES	<u>\$ 19,618</u>	<u>\$ 25,000</u>	<u>\$ 10,000</u>	<u>\$ 25,000</u>
TOTAL EXPENDITURES	<u>\$ 19,618</u>	<u>\$ 25,000</u>	<u>\$ 10,000</u>	<u>\$ 25,000</u>
ENDING FUND BALANCES	<u>\$ 27,831</u>	<u>\$ 11,170</u>	<u>\$ 24,931</u>	<u>\$ 7,101</u>
Fund Balance Percentage	141.9%	44.7%	249.3%	28.4%

**TOWN OF ADDISON  
BUILDING SECURITY FUND  
FY2020-21**

	Actual 2018-19	Budget 2019-20	Estimated 2019-20	Budget 2020-21
BEGINNING BALANCES	\$ 46,844	\$ 34,181	\$ 37,495	\$ 23,145
REVENUES:				
Fines and Penalties	\$ 9,902	\$ 10,500	\$ 6,000	\$ 11,000
Interest and Other Income	1,080	500	1,000	750
TOTAL OPERATIONAL REVENUE	<u>\$ 10,982</u>	<u>\$ 11,000</u>	<u>\$ 7,000</u>	<u>\$ 11,750</u>
TOTAL REVENUES	<u>\$ 10,982</u>	<u>\$ 11,000</u>	<u>\$ 7,000</u>	<u>\$ 11,750</u>
TOTAL AVAILABLE RESOURCES	<u>\$ 57,826</u>	<u>\$ 45,181</u>	<u>\$ 44,495</u>	<u>\$ 34,895</u>
EXPENDITURES:				
Personnel Services	\$ 20,331	\$ 23,163	\$ 21,350	\$ 25,100
TOTAL OPERATIONAL EXPENDITURES	<u>\$ 20,331</u>	<u>\$ 23,163</u>	<u>\$ 21,350</u>	<u>\$ 25,100</u>
TOTAL EXPENDITURES	<u>\$ 20,331</u>	<u>\$ 23,163</u>	<u>\$ 21,350</u>	<u>\$ 25,100</u>
ENDING FUND BALANCES	<u>\$ 37,495</u>	<u>\$ 22,018</u>	<u>\$ 23,145</u>	<u>\$ 9,795</u>
Fund Balance Percentage	184.4%	95.1%	108.4%	39.0%

**TOWN OF ADDISON  
CHILD SAFETY FUND  
FY2020-21**

	Actual 2018-19	Budget 2019-20	Estimated 2019-20	Budget 2020-21
BEGINNING BALANCES	\$ 84,284	\$ 70,284	\$ 90,717	\$ 87,917
REVENUES:				
Fines and Penalties	\$ 15,829	\$ 5,500	\$ 15,500	\$ 11,000
Interest and Other Income	2,247	900	1,700	1,000
TOTAL OPERATIONAL REVENUE	<u>\$ 18,076</u>	<u>\$ 6,400</u>	<u>\$ 17,200</u>	<u>\$ 12,000</u>
TOTAL REVENUES	<u>\$ 18,076</u>	<u>\$ 6,400</u>	<u>\$ 17,200</u>	<u>\$ 12,000</u>
TOTAL AVAILABLE RESOURCES	<u>\$ 102,360</u>	<u>\$ 76,684</u>	<u>\$ 107,917</u>	<u>\$ 99,917</u>
EXPENDITURES:				
Supplies	\$ 11,643	\$ 20,000	\$ 20,000	\$ 20,000
TOTAL OPERATIONAL EXPENDITURES	<u>\$ 11,643</u>	<u>\$ 20,000</u>	<u>\$ 20,000</u>	<u>\$ 20,000</u>
TOTAL EXPENDITURES	<u>\$ 11,643</u>	<u>\$ 20,000</u>	<u>\$ 20,000</u>	<u>\$ 20,000</u>
ENDING FUND BALANCES	<u>\$ 90,717</u>	<u>\$ 56,684</u>	<u>\$ 87,917</u>	<u>\$ 79,917</u>
Fund Balance Percentage	779.2%	283.4%	439.6%	399.6%

**TOWN OF ADDISON  
JUSTICE ADMINISTRATION FUND  
FY2020-21**

	Actual 2018-19	Budget 2019-20	Estimated 2019-20	Budget 2020-21
BEGINNING BALANCES	\$ 23,223	\$ 19,222	\$ 23,829	\$ 22,578
REVENUES:				
Fines and Penalties	\$ 426	\$ 500	\$ 2,399	\$ 2,350
Interest and Other Income	1,686	600	1,350	800
TOTAL OPERATIONAL REVENUE	<u>\$ 2,112</u>	<u>\$ 1,100</u>	<u>\$ 3,749</u>	<u>\$ 3,150</u>
TOTAL REVENUES	<u>\$ 2,112</u>	<u>\$ 1,100</u>	<u>\$ 3,749</u>	<u>\$ 3,150</u>
TOTAL AVAILABLE RESOURCES	<u>\$ 25,335</u>	<u>\$ 20,322</u>	<u>\$ 27,578</u>	<u>\$ 25,728</u>
EXPENDITURES:				
Supplies	\$ -	\$ 4,000	\$ 4,000	\$ 4,000
Maintenance	1,506	1,000	1,000	1,000
TOTAL OPERATIONAL EXPENDITURES	<u>\$ 1,506</u>	<u>\$ 5,000</u>	<u>\$ 5,000</u>	<u>\$ 5,000</u>
TOTAL EXPENDITURES	<u>\$ 1,506</u>	<u>\$ 5,000</u>	<u>\$ 5,000</u>	<u>\$ 5,000</u>
ENDING FUND BALANCES	<u>\$ 23,829</u>	<u>\$ 15,322</u>	<u>\$ 22,578</u>	<u>\$ 20,728</u>
Fund Balance Percentage	1582.3%	306.4%	451.6%	414.6%

**TOWN OF ADDISON**  
**INFORMATION TECHNOLOGY REPLACEMENT FUND**  
**FY2020-21**

	Actual 2018-19	Budget 2019-20	Estimated 2019-20	Budget 2020-21
BEGINNING WORKING CAPITAL	\$ 3,083,136	\$ 2,521,653	\$ 3,561,607	\$ 3,387,470
REVENUES:				
Service Fees	\$ 853,524	\$ 756,863	\$ 756,863	\$ 756,863
Interest and Other Income	4,949	8,800	5,000	5,000
TOTAL OPERATIONAL REVENUE	<u>\$ 858,473</u>	<u>\$ 765,663</u>	<u>\$ 761,863</u>	<u>\$ 761,863</u>
TOTAL REVENUES	<u>\$ 858,473</u>	<u>\$ 765,663</u>	<u>\$ 761,863</u>	<u>\$ 761,863</u>
TOTAL AVAILABLE RESOURCES	<u>\$ 3,941,609</u>	<u>\$ 3,287,316</u>	<u>\$ 4,323,470</u>	<u>\$ 4,149,333</u>
EXPENSES:				
Supplies	\$ 21,179	\$ -	\$ -	\$ -
Maintenance	9,000	-	-	-
Contractual Services	28,961	4,000	-	-
Capital Outlay	320,862	1,927,000	936,000	1,650,000
TOTAL OPERATIONAL EXPENSES	<u>\$ 380,002</u>	<u>\$ 1,931,000</u>	<u>\$ 936,000</u>	<u>\$ 1,650,000</u>
TOTAL EXPENSES	<u>\$ 380,002</u>	<u>\$ 1,931,000</u>	<u>\$ 936,000</u>	<u>\$ 1,650,000</u>
ENDING FUND BALANCES	<u>\$ 3,561,607</u>	<u>\$ 1,356,316</u>	<u>\$ 3,387,470</u>	<u>\$ 2,499,333</u>
Working Capital Percentage	937.3%	70.2%	361.9%	151.5%

**TOWN OF ADDISON**  
**INFORMATION TECHNOLOGY REPLACEMENT FUND**  
**FY2020-21**

	Actual 2018-19	Budget 2019-20	Estimated 2019-20	Budget 2020-21
Equipment List				
Shared Network Equipment	\$ -	\$ 1,500,000	\$ 936,000	\$ 700,000
Shared Enterprise Financial System	101,790	180,000		-
Shared Upgrade Monitoring Cameras	-	-	-	370,000
CS Records Management (Laserfiche)	-	25,000	-	-
Business Intelligence Software Upgrade	-	75,000	-	-
Dev Svcs Interactive Voice Response	-	75,000	-	-
Police Taser Upgrade	-	72,000	-	60,000
Police Digital Citation System	-	-	-	-
Police Replace In-Car Video/Body Cams	-	-	-	250,000
Utility SCADA System	48,922	-	-	-
Fire Outdoor Warning Sirens	120,169	-	-	-
Fire Replacement Toughbooks	49,981	-	-	-
Replace Mobile Device Computers	-	-	-	260,000
GPS Device	-	-	-	10,000
	<b>\$ 320,862</b>	<b>\$ 1,927,000</b>	<b>\$ 936,000</b>	<b>\$ 1,650,000</b>



**TOWN OF ADDISON  
CAPITAL REPLACEMENT FUND  
FY2020-21**

	Actual 2018-19	Budget 2019-20	Estimated 2019-20	Budget 2020-21
WORKING CAPITAL	\$ 3,110,609	\$ 3,591,615	\$ 3,437,569	\$ 3,527,376
REVENUES:				
Service Fees	\$ 1,288,000	\$ 1,288,000	\$ 1,288,000	\$ 1,288,000
Interest and Other Income	121,176	60,000	123,380	40,000
TOTAL OPERATIONAL REVENUE	<u>\$ 1,409,176</u>	<u>\$ 1,348,000</u>	<u>\$ 1,411,380</u>	<u>\$ 1,328,000</u>
TOTAL REVENUES	<u>\$ 1,409,176</u>	<u>\$ 1,348,000</u>	<u>\$ 1,411,380</u>	<u>\$ 1,328,000</u>
TOTAL AVAILABLE RESOURCES	<u>\$ 4,519,785</u>	<u>\$ 4,939,615</u>	<u>\$ 4,848,949</u>	<u>\$ 4,855,376</u>
EXPENSES				
Contractual Services	4,188	4,000	4,500	4,500
Capital Outlay	1,078,028	1,684,831	1,317,073	1,349,775
TOTAL OPERATIONAL EXPENSES	<u>\$ 1,082,216</u>	<u>\$ 1,688,831</u>	<u>\$ 1,321,573</u>	<u>\$ 1,354,275</u>
Transfers to other funds	-	-	-	-
TOTAL EXPENSES	<u>\$ 1,082,216</u>	<u>\$ 1,688,831</u>	<u>\$ 1,321,573</u>	<u>\$ 1,354,275</u>
ENDING WORKING CAPITAL	<u>\$ 3,437,569</u>	<u>\$ 3,250,784</u>	<u>\$ 3,527,376</u>	<u>\$ 3,501,101</u>
Working Capital Percentage	317.6%	192.5%	266.9%	258.5%

**TOWN OF ADDISON  
CAPITAL REPLACEMENT FUND  
FY2020-21**

	Actual 2018-19	Budget 2019-20	Estimated 2019-20	Budget 2020-21
<b>Equipment List</b>				
General Services Fuel Pump System	\$ 70,004	\$ -	\$ -	\$ -
Police Ford Interceptor PPV	-	61,000	61,000	-
Police Truck (CID)	27,017	-	-	-
Police Ford F150 (Quartermaster)	33,170	-	-	-
Police Sedan CID (Dodge Caravan)	27,513	-	-	-
Police Patrol Vehicles	-	806,900	797,860	-
Police CID Sedan	-	32,500	32,500	-
Police Ford F250 Animal Control Unit	-	60,000	60,000	60,000
Police CID SUV	-	32,500	32,500	-
Fire Frazer Ambulance	271,637	271,700	-	286,850
Fire 2 Thermal Imaging Cameras	10,773	-	-	-
Fire Pumper Truck	136,999	-	-	-
Fire Utility Vehicle	227,310	-	-	-
Fire Bobcat Club Car	-	30,000	30,000	-
Fire Ford F-350 XLT Ext Cab- Battalion	-	-	-	100,000
Fire STRYKER Cardiac Monitor	-	-	-	175,137
Streets Ford F550	-	73,000	73,068	-
Streets Ford F350 Extended Cab	-	-	-	35,000
Streets Ford F750 Aerial Body	-	-	-	200,000
Parks Ford F350 Extended Cab	-	-	-	60,000
Parks Ford F350 Crew Cab	41,077	-	-	46,308
Parks Ford F350 Crew Cab	-	-	-	35,308
Parks Ford F250 Crew Cab	35,422	-	-	-
Parks Ford F150 Crew Cab	-	-	-	31,994
Parks New Holland Backhoe	-	89,731	89,727	-
Parks John Deere 835 XUV Gator	-	-	-	23,467
Parks John Deere 835 Gator w/ Sprayer	-	-	-	25,760
Recreation Life Fitness Weight Circuit	79,110	-	-	-
Recreation Treadmills	43,525	-	-	-
Airport 1/2 Ton Truck	27,864	-	-	-
Airport Mini Transit Cargo Van	-	34,500	27,683	-
Airport Ford F150	-	35,000	27,735	-
Airport Ford F250 Extended Cab	-	-	-	43,000
Airport Ford F750 Super Duty	-	-	-	80,000
Airport (2) Grasshopper Lawn Mowers	-	-	-	25,400
Utilities Ford F250	46,607	-	-	42,421
Utilities Ford F350	-	50,000	42,873	43,130
Utilities Ford F150	-	28,000	-	36,000
Utilities Ford F350	-	80,000	42,127	-
	<b>\$ 1,078,028</b>	<b>\$ 1,684,831</b>	<b>\$ 1,317,073</b>	<b>\$ 1,349,775</b>

THIS PAGE  
INTENTIONALLY  
LEFT BLANK

**TOWN OF ADDISON  
DECISION PACKAGE REQUESTS  
SUMMARY**

	REQUESTED			APPROVED		
	Recurring	One-Time	Total	Recurring	One-Time	Total
<b>GENERAL FUND</b>			<b>FTEs</b>			<b>FTEs</b>
<b>Development</b>						
1 Planning Technician	\$ 70,515	\$ 93,000	\$ 163,515	\$ -	\$ -	\$ -
2 Landscape Inspector	\$ 79,899	\$ 38,000	\$ 117,899	\$ -	\$ -	\$ -
	<b>\$ 150,414</b>	<b>\$ 131,000</b>	<b>\$ 281,414</b>	<b>\$ -</b>	<b>\$ -</b>	<b>\$ -</b>
<b>Finance</b>						
1 ResourceX Ongoing Costs	\$ 20,000	\$ -	\$ 20,000	\$ 20,000	\$ -	\$ 20,000
2 Avenue Fee Coverage	\$ 69,430	\$ -	\$ 69,430	\$ -	\$ -	\$ -
3 FloQast and FloQast Match Software	\$ 17,200	\$ 2,500	\$ 19,700	\$ 12,520	\$ 2,500	\$ 15,020
	<b>\$ 106,630</b>	<b>\$ 2,500</b>	<b>\$ 109,130</b>	<b>\$ 32,520</b>	<b>\$ 2,500</b>	<b>\$ 35,020</b>
<b>Fire</b>						
1 Medical Control Cost Increase	\$ 12,000	\$ -	\$ 12,000	\$ 12,000	\$ -	\$ 12,000
2 Advanced Gear Cleaning/Inspection	\$ 20,000	\$ -	\$ 20,000	\$ -	\$ -	\$ -
3 Reclassify Station Two Lieutenant to Captain	\$ 19,686	\$ -	\$ 19,686	\$ 19,686	\$ -	\$ 19,686
4 Joint Fire Training Center Operating Expenses	\$ 6,000	\$ -	\$ 6,000	\$ 6,000	\$ -	\$ 6,000
5 Increase EMS Fees (Revenue)	\$ (23,445)	\$ -	\$ (23,445)	\$ (23,445)	\$ -	\$ (23,445)
6 Increase Review Fees (Revenue)	\$ (10,000)	\$ -	\$ (10,000)	\$ (10,000)	\$ -	\$ (10,000)
	<b>\$ 24,241</b>	<b>\$ -</b>	<b>\$ 24,241</b>	<b>\$ 4,241</b>	<b>\$ -</b>	<b>\$ 4,241</b>
<b>General Services</b>						
1 Emergency Maintenance	\$ -	\$ 200,000	\$ 200,000	\$ -	\$ 180,000	\$ 180,000
2 Facility Specialist	\$ 70,534	\$ 40,500	\$ 111,034	\$ -	\$ -	\$ -
3 Facility Security	\$ -	\$ 275,400	\$ 275,400	\$ -	\$ -	\$ -
4 Public Safety Facility Maintenance	\$ -	\$ 349,500	\$ 349,500	\$ -	\$ 85,000	\$ 85,000
5 Fleet Shop Equipment	\$ -	\$ 14,500	\$ 14,500	\$ -	\$ -	\$ -
6 Miscellaneous Maintenance	\$ -	\$ 150,000	\$ 150,000	\$ -	\$ -	\$ -
7 Athletic Club Planned Maintenance	\$ -	\$ 169,000	\$ 169,000	\$ -	\$ 41,150	\$ 41,150
8 Water Tower Road Phase 1 Repair	\$ -	\$ 202,500	\$ 202,500	\$ -	\$ -	\$ -
	<b>\$ 70,534</b>	<b>\$ 1,401,400</b>	<b>\$ 1,471,934</b>	<b>\$ -</b>	<b>\$ 306,150</b>	<b>\$ 306,150</b>

**TOWN OF ADDISON  
DECISION PACKAGE REQUESTS  
SUMMARY**

	REQUESTED			APPROVED			
	Recurring	One-Time	Total	Recurring	One-Time	Total	FTEs
<b>Parks</b>							
1 Irrigation Management System Upgrade	\$ 67,363	\$ 7,800	\$ 75,163	\$ 67,363	\$ 7,800	\$ 75,163	0.0
2 Celestial Park Improvements	\$ -	\$ 331,500	\$ 331,500	\$ -	\$ 102,500	\$ 102,500	0.0
3 Addison Grove & Belt Line 1.5 Landscape Maintenance	\$ 37,083	\$ -	\$ 37,083	\$ 37,083	\$ -	\$ 37,083	0.0
4 Addison Circle Park Northern Edge Activation	\$ -	\$ 385,850	\$ 385,850	\$ -	\$ -	\$ -	0.0
	<b>\$ 104,446</b>	<b>\$ 725,150</b>	<b>\$ 829,596</b>	<b>\$ 104,446</b>	<b>\$ 110,300</b>	<b>\$ 214,746</b>	<b>0.0</b>
<b>Police</b>							
1 Reclassification of Position	\$ 2,926	\$ -	\$ 2,926	\$ -	\$ -	\$ -	0.0
	<b>\$ 2,926</b>	<b>\$ -</b>	<b>\$ 2,926</b>	<b>\$ -</b>	<b>\$ -</b>	<b>\$ -</b>	<b>0.0</b>
<b>Recreation</b>							
1 Addison Outdoors Programming	\$ 78,243	\$ -	\$ 78,243	\$ -	\$ -	\$ -	0.0
2 Replacement of Pool Furnishings	\$ -	\$ 31,251	\$ 31,251	\$ -	\$ -	\$ -	0.0
	<b>\$ 78,243</b>	<b>\$ 31,251</b>	<b>\$ 109,494</b>	<b>\$ -</b>	<b>\$ -</b>	<b>\$ -</b>	<b>0.0</b>
<b>Streets</b>							
1 Belt Line Maintenance	\$ 20,000	\$ -	\$ 20,000	\$ 20,000	\$ -	\$ 20,000	0.0
2 Bulk and Brush Collection FTE	\$ 117,609	\$ 45,000	\$ 162,609	\$ 117,609	\$ 45,000	\$ 162,609	2.0
3 Additional Funds for Trash Services	\$ 60,000	\$ -	\$ 60,000	\$ 60,000	\$ -	\$ 60,000	0.0
4 Morris at Quorum Pedestrian Improvements	\$ -	\$ 80,000	\$ 80,000	\$ -	\$ -	\$ -	0.0
	<b>\$ 197,609</b>	<b>\$ 125,000</b>	<b>\$ 322,609</b>	<b>\$ 197,609</b>	<b>\$ 45,000</b>	<b>\$ 242,609</b>	<b>2.0</b>
<b>GENERAL FUND TOTAL</b>	<b>\$ 735,043</b>	<b>\$ 2,416,301</b>	<b>\$ 3,151,344</b>	<b>\$ 338,816</b>	<b>\$ 463,950</b>	<b>\$ 802,766</b>	<b>2.0</b>
<b>SELF-FUNDED SPECIAL PROJECTS FUND</b>							
<b>City Manager's Office</b>							
1 Neighborhood Security East-Side	\$ -	\$ 27,500	\$ 27,500	\$ -	\$ 27,500	\$ 27,500	0.0
	<b>\$ -</b>	<b>\$ 27,500</b>	<b>\$ 27,500</b>	<b>\$ -</b>	<b>\$ 27,500</b>	<b>\$ 27,500</b>	<b>0.0</b>
<b>Development</b>							
1 Addison Circle TOD Funds	\$ -	\$ 318,000	\$ 318,000	\$ -	\$ 318,000	\$ 318,000	0.0
2 Special Area Study	\$ -	\$ 140,000	\$ 140,000	\$ -	\$ 140,000	\$ 140,000	0.0
	<b>\$ -</b>	<b>\$ 458,000</b>	<b>\$ 458,000</b>	<b>\$ -</b>	<b>\$ 458,000</b>	<b>\$ 458,000</b>	<b>0.0</b>
<b>Fire</b>							
1 Smoke Detector Battery Replacement Program	\$ 3,000	\$ -	\$ 3,000	\$ 3,000	\$ -	\$ 3,000	0.0
2 Ballistic Gear	\$ -	\$ 30,000	\$ 30,000	\$ -	\$ 30,000	\$ 30,000	0.0
	<b>\$ 3,000</b>	<b>\$ 30,000</b>	<b>\$ 33,000</b>	<b>\$ 3,000</b>	<b>\$ 30,000</b>	<b>\$ 33,000</b>	<b>0.0</b>
<b>SELF-FUNDED SPECIAL PROJECTS FUND TOTAL</b>	<b>\$ 3,000</b>	<b>\$ 515,500</b>	<b>\$ 518,500</b>	<b>\$ 3,000</b>	<b>\$ 515,500</b>	<b>\$ 518,500</b>	<b>0.0</b>

**TOWN OF ADDISON  
DECISION PACKAGE REQUESTS  
SUMMARY**

	REQUESTED			APPROVED			
	Recurring	One-Time	Total	Recurring	One-Time	Total	FTEs
<b>AIRPORT FUND</b>							
<b>Airport</b>							
1 GASB 87 Lease/Vision Part 2	\$ -	\$ 16,000	\$ 16,000	\$ -	\$ 16,000	\$ 16,000	0.0
2 Customs Fees (Revenue)	\$ (37,450)	\$ -	\$ (37,450)	\$ (37,450)	\$ -	\$ (37,450)	0.0
3 Computerized Maintenance Management System - Airport Module	\$ 3,000	\$ 35,000	\$ 38,000	\$ 3,000	\$ 35,000	\$ 38,000	0.0
<b>AIRPORT FUND TOTAL</b>	<b>\$ (34,450)</b>	<b>\$ 51,000</b>	<b>\$ 16,550</b>	<b>\$ (34,450)</b>	<b>\$ 51,000</b>	<b>\$ 16,550</b>	<b>0.0</b>
<b>INFRASTRUCTURE INVESTMENT FUND</b>							
<b>Infrastructure Investment Fund</b>							
1 Beltway Mobility Implementation	\$ -	\$ 1,179,529	\$ 1,179,529	\$ -	\$ -	\$ -	0.0
2 Sidney/Woodway Dr. Pedestrian Connectivity & Parking	\$ -	\$ 653,070	\$ 653,070	\$ -	\$ -	\$ -	0.0
<b>INFRASTRUCTURE INVESTMENT FUND TOTAL</b>	<b>\$ -</b>	<b>\$ 1,832,599</b>	<b>\$ 1,832,599</b>	<b>\$ -</b>	<b>\$ -</b>	<b>\$ -</b>	<b>0.0</b>
<b>STORMWATER FUND</b>							
<b>Stormwater</b>							
1 Shared Forklift	\$ 1,500	\$ 38,610	\$ 40,110	\$ 1,500	\$ 38,610	\$ 40,110	0.0
<b>STORMWATER FUND TOTAL</b>	<b>\$ 1,500</b>	<b>\$ 38,610</b>	<b>\$ 40,110</b>	<b>\$ 1,500</b>	<b>\$ 38,610</b>	<b>\$ 40,110</b>	<b>0.0</b>
<b>UTILITY FUND</b>							
<b>Utility Administration</b>							
1 Risk & Resilience Assessment and Emergency Response Plan	\$ -	\$ 100,000	\$ 100,000	\$ -	\$ 100,000	\$ 100,000	0.0
2 Water Quality Supervisor	\$ 84,947	\$ -	\$ 84,947	\$ 84,947	\$ -	\$ 84,947	1.0
3 Monuments/Controls Point Update	\$ -	\$ 50,000	\$ 50,000	\$ -	\$ 50,000	\$ 50,000	0.0
4 Design and Construction Details Standards Upgrade	\$ -	\$ 200,000	\$ 200,000	\$ -	\$ 200,000	\$ 200,000	0.0
<b>UTILITY FUND TOTAL</b>	<b>\$ 84,947</b>	<b>\$ 350,000</b>	<b>\$ 434,947</b>	<b>\$ 84,947</b>	<b>\$ 350,000</b>	<b>\$ 434,947</b>	<b>1.0</b>
<b>TOTAL ALL FUNDS</b>	<b>\$ 790,040</b>	<b>\$ 5,204,010</b>	<b>\$ 5,994,050</b>	<b>\$ 393,813</b>	<b>\$ 1,419,060</b>	<b>\$ 1,812,873</b>	<b>3.0</b>

THIS PAGE  
INTENTIONALLY  
LEFT BLANK

**TOWN OF ADDISON  
CAPITAL IMPROVEMENTS PROGRAM ALL FUNDS SUMMARY  
FY2020-21**

	Estimated 2019-20	Budget 2020-21	Budget 2021-22	Budget 2022-23	Budget 2023-24	Project Total
<b>FUNDS</b>						
General Obligation & Cert. of Obligation	\$ 11,980,660	\$ 26,074,446	\$ 28,762,000	\$ 20,115,000	\$ 31,564,411	\$ 118,496,517
General Fund Self-Funded Projects	2,689,700	102,500	-	-	-	2,792,200
Streets Self-Funded Fund	100,660	-	-	-	450,000	550,660
Infrastructure Investment Fund	-	-	-	-	-	-
Utility Certificates of Obligation	2,240,871	4,793,243	1,598,000	1,304,000	1,882,000	11,818,114
Utility Fund Cash Reserves	1,485,356	163,000	388,000	294,000	515,000	2,845,356
Stormwater Certificates of Obligation	1,459,726	542,570	-	-	-	2,002,296
Stormwater Fund Cash Reserves	521,456	2,247,430	1,664,000	1,206,000	-	5,638,886
Airport Fund Certificates of Obligation	6,500,000	475,000	-	-	-	6,975,000
Airport Fund Grant Funds	1,475,000	780,000	630,000	6,861,600	1,009,800	10,756,400
Airport Fund Cash Reserves	3,072,000	2,043,911	289,100	904,400	504,200	6,813,611
Hotel Fund	30,000	-	-	-	-	30,000
<b>TOTAL</b>	<b>\$ 31,555,429</b>	<b>\$ 37,222,100</b>	<b>\$ 33,331,100</b>	<b>\$ 30,685,000</b>	<b>\$ 35,925,411</b>	<b>\$ 168,719,040</b>



**TOWN OF ADDISON  
CAPITAL IMPROVEMENTS PROGRAM  
FY2020-21**

	Actual Prior Years	Estimated 2019-20	Budget		Budget		Budget		Project Total
			2020-21	2021-22	2022-23	2023-24			
<b>FUNDING SOURCES:</b>									
General Obligation Bonds Series 2012		\$ 715,433	\$ 6,844,446	\$ -	\$ -	\$ -	\$ 39,409		
General Obligation Bonds Series 2014		1,664,143	-	-	-	-	-		
Streets Self-Funded Fund		100,660	-	-	-	-	450,000		
Certificates of Obligation Series 2019		7,033,084	9,830,000	1,035,000	35,000	-	35,000		
General Obligation Bonds Series 2020		2,568,000	4,000,000	8,567,000	-	-	-		
Combination GO/CO Series 2021		-	5,400,000	13,525,000	9,645,000	-	-		
General Obligation Bonds Series 2022		-	-	5,635,000	-	-	-		
General Obligation Bonds Series 2023		-	-	-	10,435,000	-	-		
General Obligation Bonds Series 2024		-	-	-	-	-	31,490,002		
		<b>\$ 12,081,320</b>	<b>\$ 26,074,446</b>	<b>\$ 28,762,000</b>	<b>\$ 20,115,000</b>	<b>\$ 20,115,000</b>	<b>\$ 32,014,411</b>		

**PROJECTS**

Vitruvian Development Phase 5	\$ 4,550,889	\$ 75,000	\$ -	\$ -	\$ -	\$ -	\$ -	\$ 4,625,889
Vitruvian Water Rights Permit Compliance	760,489	55,000	35,000	35,000	35,000	-	35,000	955,489
Vitruvian Development Phase 8	2,560,950	2,333	-	-	-	-	-	2,563,283
Vitruvian Development Next Phase	31,916	1,033,084	3,949,504	-	-	-	-	5,014,504
Belt Line Road Phase 1.5	35,197	2,164,803	-	-	-	-	-	2,200,000
Pedestrian Connectivity - Quorum	43,490	-	-	-	-	-	489,409	532,899
Pedestrian Connectivity - Cotton Belt/Silver Line	-	-	307,469	-	-	-	-	307,469
Police Record Management System	4,678,048	183,100	138,852	-	-	-	-	5,000,000
License Plate Recognition System Expansion	615,430	-	1,384,570	-	-	-	-	2,000,000
Midway Road Reconstruction	2,835,177	6,000,000	10,375,861	12,000,000	9,645,000	-	-	40,856,038
Belt Line Electronic Signage	16,810	-	483,190	-	-	-	-	500,000
Keller Springs Reconstruction	-	844,426	4,000,000	8,567,000	-	-	-	13,411,426
Airport Parkway Reconstruction	-	618,574	-	-	8,270,000	-	-	8,888,574
HVAC Replacements	-	80,000	1,095,000	360,000	-	-	-	1,535,000
Roof Replacements	-	60,000	2,930,000	1,010,000	-	-	-	4,000,000
Locker Room Reconfiguration	-	187,000	369,035	1,000,000	-	-	-	1,556,035
Gymnasium and Track Improvements	-	56,000	156,679	250,000	-	-	-	462,679
Pool Modernization	-	122,000	287,453	600,000	-	-	-	1,009,453
Advanced Traffic Management System	-	600,000	-	-	-	-	-	600,000
Police Gun Range Air Filtration	-	-	360,000	-	-	-	-	360,000
ADA Improvements	-	-	35,000	1,465,000	-	-	-	1,500,000
Trail Rehab, Expansion, Wayfinding	-	-	166,833	245,892	-	-	-	412,725
Quorum Drive Reconstruction	-	-	-	3,160,000	-	-	23,142,000	26,302,000
Montfort Drive Reconstruction	-	-	-	-	900,000	-	6,400,000	7,300,000
Les Lacs Pond Improvements	-	-	-	69,108	1,265,000	-	1,948,002	3,282,110
<b>TOTAL</b>	<b>\$ 16,128,396</b>	<b>\$ 12,081,320</b>	<b>\$ 26,074,446</b>	<b>\$ 28,762,000</b>	<b>\$ 20,115,000</b>	<b>\$ 20,115,000</b>	<b>\$ 32,014,411</b>	<b>\$ 135,175,573</b>

**TOWN OF ADDISON**  
**GENERAL OBLIGATION & CERTIFICATES OF OBLIGATION BOND PROJECTS**  
 FY2020-21

**PROJECT NAME:** Vitruvian Development Phase 5

**Description:** Continue build out of the planned development at Vitruvian and the associated public infrastructure. Phase 5 construction will include all of the infrastructure associated with the new development at the corner of Marsh Lane and Vitruvian Way. Elements include water, sanitary sewer, storm sewer, streetscape, sidewalks, and electrical.

**Justification:** Vitruvian development was approved in several phases. Phases 1-3, 5, and 8 have been built. The Town is responsible for the construction of the public infrastructure, and bonds were sold for these expenditures.

<b>Funding</b>	Project to Date	Est 2020	2021	2022	2023	2024	Project Total
Bond Funds	\$ 4,550,889	\$ 75,000	\$ -	\$ -	\$ -	\$ -	\$ 4,625,889
<b>Expenditures</b>							
<i>Design</i>	\$ 307,991	\$ 15,000	\$ -	\$ -	\$ -	\$ -	\$ 322,991
<i>Construction</i>	4,242,898	60,000	-	-	-	-	4,302,898
<b>Total</b>	<b>\$ 4,550,889</b>	<b>\$ 75,000</b>	<b>\$ -</b>	<b>\$ -</b>	<b>\$ -</b>	<b>\$ -</b>	<b>\$ 4,625,889</b>

**PROJECT NAME:** Vitruvian Water Rights Permit Compliance

**Description:** Cost associated with securing an amended water rights permit and any fine from TCEQ associated with non-compliance.

**Justification:** Vitruvian development was approved in several phases. Phases 1-3, 5, and 8 have been built. The Town is responsible for the construction of the public infrastructure, and bonds were sold for these expenditures.

<b>Funding</b>	Project to Date	Est 2020	2021	2022	2023	2024	Project Total
Bond Funds	\$ 760,489	\$ 55,000	\$ 35,000	\$ 35,000	\$ 35,000	\$ 35,000	\$ 955,489
<b>Expenditures</b>							
<i>Construction</i>	\$ 760,489	\$ 55,000	\$ 35,000	\$ 35,000	\$ 35,000	\$ 35,000	\$ 955,489
<b>Total</b>	<b>\$ 760,489</b>	<b>\$ 55,000</b>	<b>\$ 35,000</b>	<b>\$ 35,000</b>	<b>\$ 35,000</b>	<b>\$ 35,000</b>	<b>\$ 955,489</b>

**TOWN OF ADDISON**  
**GENERAL OBLIGATION & CERTIFICATES OF OBLIGATION BOND PROJECTS**  
 FY2020-21

**PROJECT NAME:** Vitruvian Development Phase 8

**Description:** Continue build out of the planned development at Vitruvian and the associated public infrastructure. Phase 8, also called block 500A, includes water, sanitary sewer, storm sewer and streetscape improvements associated with the redevelopment of the commercial area located on the corner of southeast corner of Spring Valley Road and Marsh Lane.

**Justification:** Vitruvian development was approved in several phases. Phases 1-3, 5, and 8 have been built. The Town is responsible for the construction of the public infrastructure, and bonds were sold for these expenditures.

<b>Funding</b>	Project to Date	Est 2020	2021	2022	2023	2024	Project Total
Bond Funds	\$ 2,560,950	\$ 2,333	\$ -	\$ -	\$ -	\$ -	\$ 2,563,283
<b>Expenditures</b>							
Design	\$ 99,944	\$ 2,333	\$ -	\$ -	\$ -	\$ -	\$ 102,277
Construction	2,461,006	-	-	-	-	-	2,461,006
Total	\$ 2,560,950	\$ 2,333	\$ -	\$ -	\$ -	\$ -	\$ 2,563,283

**PROJECT NAME:** Vitruvian Development Next Phase

**Description:** Continue build out of the planned development at Vitruvian and the associated public infrastructure. In FY2020, public infrastructure construction will be the streetscape associated with Vitruvian West 2 and Vitruvian West 3. The Town is also responsible for the design and construction of a well pad for a well into Trinity Aquifer at an estimated cost of \$250,000. Phase IV, which is the extension of Bella Lane to Alpha Road, is also anticipated to start in FY2020.

**Justification:** Vitruvian development was approved in several phases. Phases 1-3, 5, and 8 have been built. The Town is responsible for the construction of the public infrastructure, and bonds were sold for these expenditures.

<b>Funding</b>	Project to Date	Est 2020	2021	2022	2023	2024	Project Total
Bond Funds	\$ 31,916	\$ 1,033,084	\$ 3,949,504	\$ -	\$ -	\$ -	\$ 5,014,504
<b>Expenditures</b>							
Design	\$ 31,916	\$ 33,084	\$ -	\$ -	\$ -	\$ -	\$ 65,000
Construction	-	1,000,000	3,949,504	-	-	-	4,949,504
Total	\$ 31,916	\$ 1,033,084	\$ 3,949,504	\$ -	\$ -	\$ -	\$ 5,014,504

**TOWN OF ADDISON**  
**GENERAL OBLIGATION & CERTIFICATES OF OBLIGATION BOND PROJECTS**  
 FY2020-21

**PROJECT NAME:** Belt Line Road Phase 1.5

**Description:** Belt Line Road Phase 1.5 is the enhancement phase of the Belt Line project between Marsh and Midway. It includes landscaping, irrigation, signage, small amounts of paving, seating, litter receptacles and bus stops. The masterplan for the enhancements builds on the Addison Brand.

**Justification:** Belt Line Road is one of the main thoroughfares for the Town. It is lined by local businesses, used daily by residents and is often the primary means guests use to interact with the Town. Enhancement of this corridor could help improve economic vitality of local businesses, encourage and attract quality redevelopment, strengthen Addison's identify, improve walkability, create more user friendly bus stops and pedestrian refuge areas and identify gateways into town.

<b>Funding</b>	Project to Date	Est 2020	2021	2022	2023	2024	Project Total
Bond Funds	-	2,064,143	-	-	-	-	2,064,143
Cash Reserves	35,197	100,660	-	-	-	-	135,857
<b>Total</b>	<b>\$ 35,197</b>	<b>\$ 2,164,803</b>	<b>\$ -</b>	<b>\$ -</b>	<b>\$ -</b>	<b>\$ -</b>	<b>\$ 2,200,000</b>
<b>Expenditures</b>							
<i>Design</i>	\$ 35,197	\$ 187,803	\$ -	\$ -	\$ -	\$ -	\$ 223,000
<i>Construction</i>	-	1,977,000	-	-	-	-	1,977,000
<b>Total</b>	<b>\$ 35,197</b>	<b>\$ 2,164,803</b>	<b>\$ -</b>	<b>\$ -</b>	<b>\$ -</b>	<b>\$ -</b>	<b>\$ 2,200,000</b>

**PROJECT NAME:** Pedestrian Connectivity - Quorum

**Description:** Lighting improvements for South Quorum and Landmark. Improvements to Town pedestrian/bicycle trails, including neighborhood lighting, landscaping, signage and the acquisition of land.

**Justification:** These improvements were identified through the North and South Quorum Pedestrian Study.

<b>Funding</b>	Project to Date	Est 2020	2021	2022	2023	2024	Project Total
Bond Funds	\$ 43,490	\$ -	\$ -	\$ -	\$ -	\$ 39,409	\$ 82,899
Cash Reserves	-	-	-	-	-	450,000	450,000
<b>Total</b>	<b>\$ 43,490</b>	<b>\$ -</b>	<b>\$ -</b>	<b>\$ -</b>	<b>\$ -</b>	<b>\$ 489,409</b>	<b>\$ 532,899</b>
<b>Expenditures</b>							
<i>Design</i>	\$ 43,490	\$ -	\$ -	\$ -	\$ -	\$ 39,409	\$ 82,899
<i>Construction</i>	-	-	-	-	-	450,000	450,000
<b>Total</b>	<b>\$ 43,490</b>	<b>\$ -</b>	<b>\$ -</b>	<b>\$ -</b>	<b>\$ -</b>	<b>\$ 489,409</b>	<b>\$ 532,899</b>

**TOWN OF ADDISON**  
**GENERAL OBLIGATION & CERTIFICATES OF OBLIGATION BOND PROJECTS**  
 FY2020-21

**PROJECT NAME:** Pedestrian Connectivity - Cotton Belt/Silver Line

**Description:** Enhancements to transit connectivity improvements between Addison and the surrounding region, including better bus connectivity to Vitruvian and rail service along the Cotton Belt corridor.

**Justification:** These improvements were identified through the Addison Circle Special Area Study as part of the Comprehensive Plan.

<b>Funding</b>	Project to Date	Est 2020	2021	2022	2023	2024	Project Total
Bond Funds	\$ -	\$ -	\$ 307,469	\$ -	\$ -	\$ -	307,469
<b>Expenditures</b>							
<i>Construction</i>	\$ -	\$ -	\$ 307,469	\$ -	\$ -	\$ -	307,469
Total	\$ -	\$ -	\$ 307,469	\$ -	\$ -	\$ -	307,469

**PROJECT NAME:** Police Records Management System

**Description:** A Records Management System (RMS) allows Addison Police Department to collect, store and access critical information gathered during the course of an incident or investigation. This system provides analytical resources for administrative, field and investigative staff. Users can quickly retrieve records and manage multiple involvements via a standardized interface, comprehensive database and superior data searching capabilities.

**Justification:** Funds for establishment of a Consolidated Dispatch and installation of a Simulcast Radio System were approved in 2012. The original RMS system was purchased in 2000 and has exhausted its useful life. In January, 2019 City Council approved a software license and services agreement for the evaluation, consultation, implementation, customization, data conversion, and configuration of "Software as a Service" for a Police Records Management System.

<b>Funding</b>	Project to Date	Est 2020	2021	2022	2023	2024	Project Total
Bond Funds	\$ 4,678,048	\$ 183,100	\$ 138,852	\$ -	\$ -	\$ -	5,000,000
Grant Funds	95,000	-	-	-	-	-	95,000
Total	\$ 4,773,048	\$ 183,100	\$ 138,852	\$ -	\$ -	\$ -	5,095,000
<b>Expenditures</b>							
<i>Construction</i>	\$ 686,590	\$ -	\$ -	\$ -	\$ -	\$ -	686,590
<i>Equipment</i>	4,086,458	183,100	138,852	-	-	-	4,408,410
Total	\$ 4,773,048	\$ 183,100	\$ 138,852	\$ -	\$ -	\$ -	5,095,000

**TOWN OF ADDISON**  
**GENERAL OBLIGATION & CERTIFICATES OF OBLIGATION BOND PROJECTS**  
 FY2020-21

**PROJECT NAME:** License Plate Recognition System Expansion

**Description:** To provide city-wide wireless applications and secure network infrastructure for video, data and voice applications for the Town's first responders and the protection of certain infrastructure areas. Typical applications are law enforcement, fire protection, medical services, intelligent traffic monitoring, and public transit systems.

**Justification:** In October, 2018, City Council approved the installation of License Plate Recognition and Optical Cameras at eight intersections, several neighborhood entrances, and two walking trails.

<b>Funding</b>	Project to Date	Est 2020	2021	2022	2023	2024	Project Total
Bond Funds	\$ 615,430	\$ -	\$ 1,384,570	\$ -	\$ -	\$ -	\$ 2,000,000
<b>Expenditures</b>							
<i>Design</i>	\$ 15,600	\$ -	\$ -	\$ -	\$ -	\$ -	\$ 15,600
<i>Equipment</i>	599,830	-	1,384,570	-	-	-	1,984,400
<b>Total</b>	<b>\$ 615,430</b>	<b>\$ -</b>	<b>\$ 1,384,570</b>	<b>\$ -</b>	<b>\$ -</b>	<b>\$ -</b>	<b>\$ 2,000,000</b>

**PROJECT NAME:** Midway Road Reconstruction

**Description:** Reconstruction of Midway Road to include replacement in kind of wet utilities, compliance with Americans with Disabilities Act (ADA) requirements, traffic signal upgrades, and sidewalk, median, and lighting improvements along with inclusion of the new Master Transportation Plan standards.

**Justification:** The roadway has failed due to heavy traffic use and water saturation to the sub-base. ADA compliance required for pedestrian ramps and pathways.

<b>Funding</b>	Project to Date	Est 2020	2021	2022	2023	2024	Project Total
Bond Funds	\$ 2,835,177	\$ 6,000,000	\$ 10,375,861	\$ 12,000,000	\$ 9,645,000	\$ -	\$ 40,856,038
<b>Expenditures</b>							
<i>Design</i>	\$ 2,835,177	\$ 1,000,000	\$ -	\$ -	\$ -	\$ -	\$ 3,835,177
<i>Construction</i>	-	1,000,000	10,375,861	12,000,000	9,645,000	-	33,020,861
<i>Right of Way</i>	-	4,000,000	-	-	-	-	4,000,000
<b>Total</b>	<b>\$ 2,835,177</b>	<b>\$ 6,000,000</b>	<b>\$ 10,375,861</b>	<b>\$ 12,000,000</b>	<b>\$ 9,645,000</b>	<b>\$ -</b>	<b>\$ 40,856,038</b>

**TOWN OF ADDISON**  
**GENERAL OBLIGATION & CERTIFICATES OF OBLIGATION BOND PROJECTS**  
 FY2020-21

**PROJECT NAME:** Belt Line Electronic Signage

**Description:** The Town currently purchases over-the-road vinyl banners for Town announcements. These funds provide a permanent electronic signage structure on Belt Line Road for Town announcements.

**Justification:** Proposition 1 was approved by the voters in 2012. In 2018 an engineering firm was hired by the Town to do a traffic study and make recommendations. Study has been completed. As a result, an overhead sign bridge structure with the sign spanning over three lanes in each direction of Belt Line Rd was recommended to be the most aesthetically pleasing and reach the most traveling vehicles.

<b>Funding</b>	Project to Date	Est 2020	2021	2022	2023	2024	Project Total
Bond Funds	\$ 16,810	\$ -	\$ 483,190	\$ -	\$ -	\$ -	\$ 500,000
<b>Expenditures</b>							
<i>Design</i>	\$ 16,810	\$ -	\$ -	\$ -	\$ -	\$ -	\$ 16,810
<i>Equipment</i>	-	-	483,190	-	-	-	483,190
<b>Total</b>	<b>\$ 16,810</b>	<b>\$ -</b>	<b>\$ 483,190</b>	<b>\$ -</b>	<b>\$ -</b>	<b>\$ -</b>	<b>\$ 500,000</b>

**PROJECT NAME:** Keller Springs Reconstruction

**Description:** Reconstruction of Keller Springs Road from Dallas North Tollway to Addison Road including replacing asphalt roadway with concrete, upsize existing facilities, installing Master Transportation Plan elements, acquiring right-of-way for medians, sidewalks, and landscaping, and replacing traffic signals.

**Justification:** Proposition A - East/West Roads was approved by the voters as part of the November 2019 bond election with an estimated cost of \$12,900,000. The Asset Management Risk score based on the Town's Asset Management Plan was evaluated as failed or in critical condition. Additionally, the current pavement condition index which rates the condition of the surface of a road was measured as poor.

<b>Funding</b>	Project to Date	Est 2020	2021	2022	2023	2024	Project Total
Bond Funds	\$ -	\$ 844,426	\$ 4,000,000	\$ 8,567,000	\$ -	\$ -	\$ 13,411,426
<b>Expenditures</b>							
<i>Design</i>	\$ -	\$ 844,426	\$ -	\$ -	\$ -	\$ -	\$ 844,426
<i>Construction</i>	-	-	4,000,000	8,567,000	-	-	12,567,000
<b>Total</b>	<b>\$ -</b>	<b>\$ 844,426</b>	<b>\$ 4,000,000</b>	<b>\$ 8,567,000</b>	<b>\$ -</b>	<b>\$ -</b>	<b>\$ 13,411,426</b>

**TOWN OF ADDISON**  
**GENERAL OBLIGATION & CERTIFICATES OF OBLIGATION BOND PROJECTS**  
 FY2020-21

**PROJECT NAME:** Airport Parkway Reconstruction

**Description:** Reconstruction of Airport Parkway from Dallas North Tollway to Addison Road including replace asphalt roadway with concrete roadway, upsize existing facilities, install Master Transportation Plan elements, acquire right-of-way for medians, sidewalks, and landscaping, and replacing traffic signals.

**Justification: Proposition A - East/West Roads** was approved by the voters as part of the November 2019 bond election with an estimated cost of \$9,400,000. The Asset Management Risk score based on the Town's Asset Management Plan was evaluated as failed or in critical condition. Additionally, the current pavement condition index which rates the condition of the surface of a road was measured as very poor.

<b>Funding</b>	Project to Date	Est 2020	2021	2022	2023	2024	Project Total
Bond Funds	\$ -	\$ 618,574	\$ -	\$ -	\$ 8,270,000	\$ -	\$ 8,888,574
<b>Expenditures</b>							
<i>Design</i>	\$ -	\$ 618,574	\$ -	\$ -	\$ -	\$ -	\$ 618,574
<i>Construction</i>	-	-	-	-	8,270,000	-	8,270,000
<b>Total</b>	<b>\$ -</b>	<b>\$ 618,574</b>	<b>\$ -</b>	<b>\$ -</b>	<b>\$ 8,270,000</b>	<b>\$ -</b>	<b>\$ 8,888,574</b>

**PROJECT NAME:** HVAC Replacements

**Description:** Replacements of the heating, ventilation, air conditioning (HVAC) system to existing municipal buildings. Locations include Addison Circle Park Pavilion, Athletic Club, Central Fire, Finance, Fire Station #2, Police and Courts, Police Substations, Pump Stations, Town Hall, Service Center, Stone Cottage, and Vitruvian Restrooms.

**Justification: Proposition D - Buildings**, was approved by the voters as part of the November 2019 bond election with an estimated cost of \$1,535,000. The Asset Management Risk score based on the Town's Asset Management Plan was evaluated as poor or fair.

<b>Funding</b>	Project to Date	Est 2020	2021	2022	2023	2024	Project Total
Bond Funds	\$ -	\$ 80,000	\$ 1,095,000	\$ 360,000	\$ -	\$ -	\$ 1,535,000
<b>Expenditures</b>							
<i>Design</i>	\$ -	\$ 80,000	\$ -	\$ -	\$ -	\$ -	\$ 80,000
<i>Construction</i>	-	-	1,095,000	360,000	-	-	1,455,000
<b>Total</b>	<b>\$ -</b>	<b>\$ 80,000</b>	<b>\$ 1,095,000</b>	<b>\$ 360,000</b>	<b>\$ -</b>	<b>\$ -</b>	<b>\$ 1,535,000</b>



**TOWN OF ADDISON**  
**GENERAL OBLIGATION & CERTIFICATES OF OBLIGATION BOND PROJECTS**  
 FY2020-21

**PROJECT NAME:** Roof Replacements

**Description:** Replace 15-to 30-year-old roofs that have deferred maintenance issues on existing municipal buildings. Replace all related roof elements including decking, flashing, joints, and coping. Locations include Addison Circle Park, Athletic Club, Central Fire Station, Fire Station #2, Police building, Service Center, Surveyor Pump Station, and Theatre Centre lobby and main space.

**Justification:** Proposition D - Buildings, was approved by the voters as part of the November 2019 bond election with an estimated cost of \$4,000,000. The Asset Management Risk score based on the Town's Asset Management Plan was evaluated as poor or fair.

<b>Funding</b>	Project to Date	Est 2020	2021	2022	2023	2024	Project Total
Bond Funds	\$ -	\$ 60,000	\$ 2,930,000	\$ 1,010,000	\$ -	\$ -	\$ 4,000,000
<b>Expenditures</b>							
<i>Design</i>	\$ -	\$ 60,000	\$ -	\$ -	\$ -	\$ -	\$ 60,000
<i>Construction</i>	-	-	2,930,000	1,010,000	-	-	3,940,000
<b>Total</b>	<b>\$ -</b>	<b>\$ 60,000</b>	<b>\$ 2,930,000</b>	<b>\$ 1,010,000</b>	<b>\$ -</b>	<b>\$ -</b>	<b>\$ 4,000,000</b>

**PROJECT NAME:** Locker Room Reconfiguration

**Description:** Renovation and reconfiguration of existing locker rooms, firewall improvements, and addition of family changing rooms.

**Justification:** Proposition C - Park, Open Space, and Recreation Facilities, was approved by the voters as part of the November 2019 bond election with an estimated cost of \$1,556,035. The Asset Management Risk score based on the Town's Asset Management Plan was evaluated as good or fair.

<b>Funding</b>	Project to Date	Est 2020	2021	2022	2023	2024	Project Total
Bond Funds	\$ -	\$ 187,000	\$ 369,035	\$ 1,000,000	\$ -	\$ -	\$ 1,556,035
<b>Expenditures</b>							
<i>Design</i>	\$ -	\$ 187,000	\$ -	\$ -	\$ -	\$ -	\$ 187,000
<i>Construction</i>	-	-	369,035	1,000,000	-	-	1,369,035
<b>Total</b>	<b>\$ -</b>	<b>\$ 187,000</b>	<b>\$ 369,035</b>	<b>\$ 1,000,000</b>	<b>\$ -</b>	<b>\$ -</b>	<b>\$ 1,556,035</b>

**TOWN OF ADDISON**  
**GENERAL OBLIGATION & CERTIFICATES OF OBLIGATION BOND PROJECTS**  
FY2020-21

**PROJECT NAME:** Gymnasium and Track Improvements

**Description:** Replace lighting with energy-efficient LED lighting, replace safety railing and basketball goals and resurface the track at the Addison Athletic Club.

**Justification:** Proposition C - Park, Open Space, and Recreation Facilities, was approved by the voters as part of the November 2019 bond election with an estimated cost of \$462,679. The Asset Management Risk score based on the Town's Asset Management Plan was evaluated as good or fair.

<b>Funding</b>	Project to Date	Est 2020	2021	2022	2023	2024	Project Total
Bond Funds	\$ -	\$ 56,000	\$ 156,679	\$ 250,000	\$ -	\$ -	\$ 462,679
<b>Expenditures</b>							
<i>Design</i>	\$ -	\$ 56,000	\$ -	\$ -	\$ -	\$ -	\$ 56,000
<i>Construction</i>	-	-	156,679	250,000	-	-	406,679
<b>Total</b>	<b>\$ -</b>	<b>\$ 56,000</b>	<b>\$ 156,679</b>	<b>\$ 250,000</b>	<b>\$ -</b>	<b>\$ -</b>	<b>\$ 462,679</b>

**PROJECT NAME:** Pool Modernization

**Description:** Add Ultra-Violet filtration system for the inside and outside pools, replacement of indoor pool hot tub to address leaks and ADA access, addition of a shade structure to the outdoor pool area, and replacement of the children's water play elements.

**Justification:** Proposition C - Park, Open Space, and Recreation Facilities, was approved by the voters as part of the November 2019 bond election with an estimated cost of \$1,009,453. The Asset Management Risk score based on the Town's Asset Management Plan was evaluated as critical for the hot tub and good/fair for all other elements.

<b>Funding</b>	Project to Date	Est 2020	2021	2022	2023	2024	Project Total
Bond Funds	\$ -	\$ 122,000	\$ 287,453	\$ 600,000	\$ -	\$ -	\$ 1,009,453
<b>Expenditures</b>							
<i>Design</i>	\$ -	\$ 122,000	\$ -	\$ -	\$ -	\$ -	\$ 122,000
<i>Construction</i>	-	-	287,453	600,000	-	-	887,453
<b>Total</b>	<b>\$ -</b>	<b>\$ 122,000</b>	<b>\$ 287,453</b>	<b>\$ 600,000</b>	<b>\$ -</b>	<b>\$ -</b>	<b>\$ 1,009,453</b>

**TOWN OF ADDISON**  
**GENERAL OBLIGATION & CERTIFICATES OF OBLIGATION BOND PROJECTS**  
 FY2020-21

**PROJECT NAME:** Advanced Traffic Management System (ATMS)

**Description:** The system is anticipated to reduce response time when a traffic incident, inclement weather, or other events cause congestion. It can be managed remotely and can be configured to allow either the staff or the ATMS automatically initiate responses to congestion conditions or incidents.

**Justification:** Proposition E - Traffic Control Systems, was approved by the voters as part of the November 2019 bond election with an estimated cost of \$600,000. The current system was installed 12 years ago and the expected life expectancy is 10 years. The current system equipment is no longer available and is not supported by Motorola.

<b>Funding</b>	Project to Date	Est 2020	2021	2022	2023	2024	Project Total
Bond Funds	\$ -	\$ 600,000	\$ -	\$ -	\$ -	\$ -	\$ 600,000
<b>Expenditures</b>							
Equipment	\$ -	\$ 600,000	\$ -	\$ -	\$ -	\$ -	\$ 600,000
Total	\$ -	\$ 600,000	\$ -	\$ -	\$ -	\$ -	\$ 600,000

**PROJECT NAME:** Police Gun Range Air Filtration

**Description:** Propose to separate the systems and install a HEPA filtration system that would filter out contaminants. The current HVAC system is shared with the adjacent exercise area.

**Justification:** Proposition D - Buildings, was approved by the voters as part of the November 2019 bond election with an estimated cost of \$360,000. The Asset Management Risk score based on the Town's Asset Management Plan was evaluated as poor.

<b>Funding</b>	Project to Date	Est 2020	2021	2022	2023	2024	Project Total
Bond Funds	\$ -	\$ -	\$ 360,000	\$ -	\$ -	\$ -	\$ 360,000
<b>Expenditures</b>							
Construction	\$ -	\$ -	\$ 360,000	\$ -	\$ -	\$ -	\$ 360,000
Total	\$ -	\$ -	\$ 360,000	\$ -	\$ -	\$ -	\$ 360,000

**TOWN OF ADDISON**  
**GENERAL OBLIGATION & CERTIFICATES OF OBLIGATION BOND PROJECTS**  
 FY2020-21

**PROJECT NAME:** ADA Improvements

**Description:** Improvements are needed to address Americans with Disabilities Act compliance. Parking lot modifications are needed at Town Hall, Central Fire, Fire Station #2, Service Center, and Finance. Locker rooms are in need of improvements at Central Fire, Fire Station #2, Service Center, and Police buildings. Additionally, a Pavilion ramp was identified for improvements at the Conference Center and concrete at the Stone Cottage.

**Justification:** Proposition D - Buildings, was approved by the voters as part of the November 2019 bond election with an estimated cost of \$1,500,000. The Asset Management Risk score based on the Town's Asset Management Plan was evaluated as fair/good.

<b>Funding</b>	Project to Date	Est 2020	2021	2022	2023	2024	Project Total
Bond Funds	\$ -	\$ -	\$ 35,000	\$ 1,465,000	\$ -	\$ -	\$ 1,500,000
<b>Expenditures</b>							
<i>Design</i>	\$ -	\$ -	\$ 35,000	\$ -	\$ -	\$ -	\$ 35,000
<i>Construction</i>	-	-	-	1,465,000	-	-	1,465,000
<b>Total</b>	<b>\$ -</b>	<b>\$ -</b>	<b>\$ 35,000</b>	<b>\$ 1,465,000</b>	<b>\$ -</b>	<b>\$ -</b>	<b>\$ 1,500,000</b>

**PROJECT NAME:** Trail Rehab, Expansion, Wayfinding

**Description:** Addition of wayfinding elements and distance markers on Redding, Arapaho, Les Lacs, White Rock Creek and Beltway Trails. Refurbish Redding Linear Trail by replacing deteriorating wood retaining walls, address ADA issues, and improve drainage. Additionally, extend Redding Linear Trail to future trail along Midway Road, add pedestrian way stop at Les Lacs Park and Belt Line Road, and add shaded outdoor fitness station adjacent to Les Lacs Park.

**Justification:** Proposition C - Park, Open Space, and Recreation Facilities, was approved by the voters as part of the November 2019 bond election with an estimated cost of \$412,725.

<b>Funding</b>	Project to Date	Est 2020	2021	2022	2023	2024	Project Total
Bond Funds	\$ -	\$ -	\$ 166,833	\$ 245,892	\$ -	\$ -	\$ 412,725
<b>Expenditures</b>							
<i>Construction</i>	\$ -	\$ -	\$ 166,833	\$ 245,892	\$ -	\$ -	\$ 412,725
<b>Total</b>	<b>\$ -</b>	<b>\$ -</b>	<b>\$ 166,833</b>	<b>\$ 245,892</b>	<b>\$ -</b>	<b>\$ -</b>	<b>\$ 412,725</b>

**TOWN OF ADDISON**  
**GENERAL OBLIGATION & CERTIFICATES OF OBLIGATION BOND PROJECTS**  
 FY2020-21

**PROJECT NAME:** Quorum Drive Reconstruction

**Description:** Reconstruction of Quorum Drive from Dallas North Tollway to DART rail-of-way by rebuilding concrete roadway and upsizing existing utilities. Additionally, install Master Transportation Plan elements including South of Belt Line, sidewalks will be 8-foot wide with a 6-foot parkway buffer and North of Belt Line, sidewalks will be 15 foot back of curb. Acquire right-of-way medians, sidewalks, and landscaping and replace 3 traffic signals.

**Justification:** Proposition B - North/South Roads, was approved by the voters as part of the November 2019 bond election with an estimated cost of \$26,302,000. The Asset Management Risk score based on the Town's Asset Management Plan was evaluated as critical and the Pavement Condition Index was rates as fair.

<b>Funding</b>	Project to Date	Est 2020	2021	2022	2023	2024	Project Total
Bond Funds	\$ -	\$ -	\$ -	\$ 3,160,000	\$ -	\$ 23,142,000	\$ 26,302,000
<b>Expenditures</b>							
<i>Design</i>	\$ -	\$ -	\$ -	\$ 3,160,000	\$ -	\$ -	\$ 3,160,000
<i>Construction</i>	-	-	-	-	-	23,142,000	23,142,000
<b>Total</b>	<b>\$ -</b>	<b>\$ -</b>	<b>\$ -</b>	<b>\$ 3,160,000</b>	<b>\$ -</b>	<b>\$ 23,142,000</b>	<b>\$ 26,302,000</b>

**PROJECT NAME:** Montfort Drive Reconstruction

**Description:** Reconstruction of Montfort Drive from Belt Line Road to the Addison city limits by rebuilding concrete roadway and upsizing existing utilities. Additionally, install Master Transportation Plan elements including widening the median, almost doubling the sidewalk width to 8 feet and adding a 6-foot parkway buffer. Acquire right-of-way for medians, sidewalks, and landscaping.

**Justification:** Proposition B - North/South Roads, was approved by the voters as part of the November 2019 bond election with an estimated cost of \$7,300,000. The Asset Management Risk score based on the Town's Asset Management Plan was evaluated as critical and the Pavement Condition Index was rates as very poor.

<b>Funding</b>	Project to Date	Est 2020	2021	2022	2023	2024	Project Total
Bond Funds	\$ -	\$ -	\$ -	\$ -	\$ 900,000	\$ 6,400,000	\$ 7,300,000
<b>Expenditures</b>							
<i>Design</i>	\$ -	\$ -	\$ -	\$ -	\$ 900,000	\$ -	\$ 900,000
<i>Construction</i>	-	-	-	-	-	6,400,000	6,400,000
<b>Total</b>	<b>\$ -</b>	<b>\$ -</b>	<b>\$ -</b>	<b>\$ -</b>	<b>\$ 900,000</b>	<b>\$ 6,400,000</b>	<b>\$ 7,300,000</b>

**TOWN OF ADDISON**  
**GENERAL OBLIGATION & CERTIFICATES OF OBLIGATION BOND PROJECTS**  
 FY2020-21

**PROJECT NAME:** Les Lacs Pond Improvements

**Description:** Les Lacs pond improvements include the replacement of concrete edge & pond liner, ADA improvements, enhancements to the lake edge that is a combination of natural, concrete and stone edges, landscape beds and rain garden, retaining walls, fountain lights, and tree up-lights.

**Justification:** Proposition C - Park, Open Space, and Recreation Facilities, was approved by the voters as part of the November 2019 bond election with an estimated cost of \$3,282,110.

<b>Funding</b>	Project to Date	Est 2020	2021	2022	2023	2024	Project Total
Bond Funds	\$ -	\$ -	\$ -	\$ 69,108	\$ 1,265,000	\$ 1,948,002	\$ 3,282,110
<b>Expenditures</b>							
<i>Design</i>	\$ -	\$ -	\$ -	\$ 69,108	\$ -	\$ -	\$ 69,108
<i>Construction</i>	-	-	-	-	1,265,000	1,948,002	3,213,002
<b>Total</b>	<b>\$ -</b>	<b>\$ -</b>	<b>\$ -</b>	<b>\$ 69,108</b>	<b>\$ 1,265,000</b>	<b>\$ 1,948,002</b>	<b>\$ 3,282,110</b>

**TOWN OF ADDISON  
INFRASTRUCTURE INVESTMENT FUND  
FY2020-21**

	Actual Prior Years	Estimated 2019-20	Budget 2020-21	Budget 2021-22	Budget 2022-23	Budget 2023-24	Project Total
<b>BEGINNING BALANCES</b>		\$ 4,825,361	\$ 5,263,783	\$ 5,608,452	\$ 5,959,014	\$ 6,315,588	
<b>FUNDING SOURCES:</b>							
Ad valorem Taxes		\$ 288,422	\$ 294,669	\$ 300,562	\$ 306,574	\$ 312,705	
Other Income		150,000	50,000	50,000	50,000	50,000	
<b>TOTAL AVAILABLE RESOURCES</b>		<u>\$ 5,263,783</u>	<u>\$ 5,608,452</u>	<u>\$ 5,959,014</u>	<u>\$ 6,315,588</u>	<u>\$ 6,678,293</u>	
<b>PROJECTS AND TRANSFERS</b>							
ADA Transition Plan	\$ 91,530	-	-	-	-	-	91,530
Park Playground Structure Resurface	70,398	-	-	-	-	-	70,398
Belt Line Road Streetscape	161,766	-	-	-	-	-	161,766
Public Safety Facility Improvements	742,384	-	-	-	-	-	742,384
Transfer to Addison Grove Escrow Fund	1,000,000	-	-	-	-	-	1,000,000
<b>TOTAL</b>	<u>\$ 2,066,078</u>	<u>\$ -</u>	<u>\$ -</u>	<u>\$ -</u>	<u>\$ -</u>	<u>\$ -</u>	<u>\$ 2,066,078</u>
<b>ENDING FUND BALANCE</b>		<u>\$ 5,263,783</u>	<u>\$ 5,608,452</u>	<u>\$ 5,959,014</u>	<u>\$ 6,315,588</u>	<u>\$ 6,678,293</u>	

**TOWN OF ADDISON**  
**UTILITY CAPITAL IMPROVEMENTS PROGRAM**  
**FY2020-21**

	Actual Prior Years	Estimated 2019-20	Budget 2020-21	Budget 2021-22	Budget 2022-23	Budget 2023-24	Project Total
<b>FUNDING SOURCES:</b>							
Certificates of Obligation	\$ 1,526,153	\$ 2,240,871	\$ 4,793,243	\$ 1,598,000	\$ 1,304,000	\$ 1,882,000	
Cash Reserves	237,382	1,485,356	163,000	388,000	294,000	515,000	
<b>TOTAL AVAILABLE RESOURCES</b>	<b>\$ 1,763,535</b>	<b>\$ 3,726,227</b>	<b>\$ 4,956,243</b>	<b>\$ 1,986,000</b>	<b>\$ 1,598,000</b>	<b>\$ 2,397,000</b>	
<b>PROJECTS</b>							
Celestial Ground Storage Tank Rehabilitation	\$ 77,098	\$ 122,902	\$ 1,740,000	\$ -	\$ -	\$ -	1,940,000
Kellway Lift Station Rehabilitation & Repair	419,538	577,707	594,243	-	-	-	1,591,488
Utility Plant Facilities and Pumps	-	170,000	205,000	187,000	225,000	-	787,000
Water System Improvements	1,029,517	567,000	1,380,000	1,152,000	767,000	1,380,000	6,275,517
Chlorine Booster Station	-	225,000	1,037,000	-	-	-	1,262,000
Sanitary Sewer Line Replacement / Rehab	-	-	-	647,000	606,000	1,017,000	2,270,000
Basin I Sanitary Sewer Re-route	237,382	2,063,618	-	-	-	-	2,301,000
<b>TOTAL</b>	<b>\$ 1,763,535</b>	<b>\$ 3,726,227</b>	<b>\$ 4,956,243</b>	<b>\$ 1,986,000</b>	<b>\$ 1,598,000</b>	<b>\$ 2,397,000</b>	<b>\$ 16,427,005</b>



**TOWN OF ADDISON  
UTILITY CAPITAL IMPROVEMENTS PROGRAM  
FY2020-21**

**PROJECT NAME:** Celestial Ground Storage Tank Rehabilitation

**Description:** Improvements to interior, exterior, and ventilation system of the Celestial Ground Storage Tank.

**Justification:** Improvements were identified in a 2014 evaluation and assessment of the Town's elevated and ground water storage facilities.

<b>Funding</b>	Project to Date	Est 2020	2021	2022	2023	2024	Project Total
Bond Funds	\$ 77,098	\$ 122,902	\$ 1,740,000	\$ -	\$ -	\$ -	\$ 1,940,000
<b>Expenditures</b>							
<i>Design</i>	\$ 77,098	\$ 122,902	\$ 40,000	\$ -	\$ -	\$ -	\$ 240,000
<i>Construction</i>	-	-	1,700,000	-	-	-	1,700,000
<b>Total</b>	<b>\$ 77,098</b>	<b>\$ 122,902</b>	<b>\$ 1,740,000</b>	<b>\$ -</b>	<b>\$ -</b>	<b>\$ -</b>	<b>\$ 1,940,000</b>

**PROJECT NAME:** Kellway Lift Station Rehabilitation and Repair

**Description:** Improvement projects for the Kellway Lift Station as determined through the 2017 Kellway Lift Station Assessment and Evaluation. Projects include regulatory compliance projects, electrical improvements, bypass pumping installation, pump improvements, and communication and control systems improvements. Improvements will take place over several fiscal years.

**Justification:** Assessment revealed that approximately \$2 million worth of improvements are needed at the lift station.

<b>Funding</b>	Project to Date	Est 2020	2021	2022	2023	2024	Project Total
Bond Funds	\$ 419,538	\$ 577,707	\$ 594,243	\$ -	\$ -	\$ -	\$ 1,591,488
<b>Expenditures</b>							
<i>Design</i>	\$ -	\$ 50,000	\$ 70,000	\$ -	\$ -	\$ -	\$ 120,000
<i>Construction</i>	419,538	527,707	524,243	-	-	-	1,471,488
<b>Total</b>	<b>\$ 419,538</b>	<b>\$ 577,707</b>	<b>\$ 594,243</b>	<b>\$ -</b>	<b>\$ -</b>	<b>\$ -</b>	<b>\$ 1,591,488</b>

**TOWN OF ADDISON  
UTILITY CAPITAL IMPROVEMENTS PROGRAM  
FY2020-21**

**PROJECT NAME:** Utility Plant Facilities and Pumps

**Description:** Improvements to utility plant facilities that will increase the overall efficiency of the water system. Improvements will be made to pumps, motors, generators, piping and electrical panels. One pump at Surveyor Pump Station was replaced in FY2019 and a pump at Celestial Pump Station is scheduled to be replaced in FY2020.

**Justification:** Capital projects have been identified using information from assessments that were done in 2014. These improvements are needed to extend the life of the these facilities, pumps, motors, and associated equipment to ensure an adequate supply of water.

<b>Funding</b>	Project to Date	Est 2020	2021	2022	2023	2024	Project Total
Bond Funds	\$ -	\$ 170,000	\$ 205,000	\$ 187,000	\$ 225,000	\$ -	\$ 787,000
Cash Reserves	-	-	-	-	-	-	-
<b>Total</b>	<b>\$ -</b>	<b>\$ 170,000</b>	<b>\$ 205,000</b>	<b>\$ 187,000</b>	<b>\$ 225,000</b>	<b>\$ -</b>	<b>\$ 787,000</b>
<b>Expenditures</b>							
<i>Design</i>	\$ -	\$ 34,000	\$ 41,000	\$ 37,000	\$ 45,000	\$ -	\$ 157,000
<i>Construction</i>	-	136,000	164,000	150,000	180,000	-	630,000
<b>Total</b>	<b>\$ -</b>	<b>\$ 170,000</b>	<b>\$ 205,000</b>	<b>\$ 187,000</b>	<b>\$ 225,000</b>	<b>\$ -</b>	<b>\$ 787,000</b>

**PROJECT NAME:** Water System Improvements

**Description:** Design, replacement or rehabilitation of potable water lines as identified in the 2015 Water System Evaluation. Also includes various water quality improvements. FY2020 projects include replacing a water main at Beltway Drive and Belt Line Road and upsizing a water main at Lake Forest Drive. FY2021 projects include upsizing a water main on the northeast corner of Addison Road and Westgrove Drive, and upsizing and completing the water main loop around Excel Parkway and Addison Road.

**Justification:** The 2015 Water System Evaluation identified water lines that are in need of replacement or rehabilitation. Projects were prioritized using a comprehensive water model and based on the consequence of failure and the risk of failure. Also included are water quality related to assist the Utility division in maintaining regulatory disinfection residuals.

<b>Funding</b>	Project to Date	Est 2020	2021	2022	2023	2024	Project Total
Bond Funds	\$ 1,029,517	\$ 567,000	\$ 1,242,000	\$ 904,000	\$ 603,000	\$ 1,083,000	\$ 5,428,517
Cash Reserves	-	-	138,000	248,000	164,000	297,000	847,000
<b>Total</b>	<b>\$ 1,029,517</b>	<b>\$ 567,000</b>	<b>\$ 1,380,000</b>	<b>\$ 1,152,000</b>	<b>\$ 767,000</b>	<b>\$ 1,380,000</b>	<b>\$ 6,275,517</b>
<b>Expenditures</b>							
<i>Design</i>	\$ 136,128	\$ 142,000	\$ 686,000	\$ 133,000	\$ 88,000	\$ 159,000	\$ 1,344,128
<i>Construction</i>	893,389	425,000	556,000	904,000	603,000	1,083,000	4,464,389
<i>Right of Way</i>	-	-	138,000	115,000	76,000	138,000	467,000
<b>Total</b>	<b>\$ 1,029,517</b>	<b>\$ 567,000</b>	<b>\$ 1,380,000</b>	<b>\$ 1,152,000</b>	<b>\$ 767,000</b>	<b>\$ 1,380,000</b>	<b>\$ 6,275,517</b>

**TOWN OF ADDISON  
UTILITY CAPITAL IMPROVEMENTS PROGRAM  
FY2020-21**

**PROJECT NAME:** Chlorine Booster Station

**Description:** Build two Chlorine Booster Stations at Celestial and Surveyor Ground Storage Tanks. These Booster Stations will have the capability to adjust water chemistry as necessary to maintain the Town's water supply within stated requirements.

**Justification:** In the past, the Town has lacked the ability to maintain the required chlorine level in the water distribution system. The chlorine booster stations will raise chlorine levels to within the requirements for the water distribution system and maintain the system at a consistent level.

<b>Funding</b>	<b>Project to Date</b>	<b>Est 2020</b>	<b>2021</b>	<b>2022</b>	<b>2023</b>	<b>2024</b>	<b>Project Total</b>
Bond Funds	\$ -	\$ -	\$ 1,012,000	\$ -	\$ -	\$ -	\$ 1,012,000
Cash Reserves	-	225,000	25,000	-	-	-	250,000
<b>Total</b>	<b>\$ -</b>	<b>\$ 225,000</b>	<b>\$ 1,037,000</b>	<b>\$ -</b>	<b>\$ -</b>	<b>\$ -</b>	<b>\$ 1,262,000</b>
<b>Expenditures</b>							
<i>Design</i>	\$ -	\$ 225,000	\$ 25,000	\$ -	\$ -	\$ -	\$ 250,000
<i>Construction</i>	-	-	1,012,000	-	-	-	1,012,000
<b>Total</b>	<b>\$ -</b>	<b>\$ 225,000</b>	<b>\$ 1,037,000</b>	<b>\$ -</b>	<b>\$ -</b>	<b>\$ -</b>	<b>\$ 1,262,000</b>

**PROJECT NAME:** Sanitary Sewer Line Replacement & Rehabilitation

**Description:** Sanitary sewer line rehabilitation or replacement projects as identified in the 2017 Sanitary Sewer Evaluation.

**Justification:** The 2017 Sanitary Sewer System Evaluation identified sewer infrastructure that is in need of replacement or rehabilitation. Projects were prioritized using a comprehensive sewer model and based on the consequence of failure and the risk of failure.

<b>Funding</b>	<b>Project to Date</b>	<b>Est 2020</b>	<b>2021</b>	<b>2022</b>	<b>2023</b>	<b>2024</b>	<b>Project Total</b>
Bond Funds	-	-	-	507,000	476,000	799,000	1,782,000
Cash Reserves	-	-	-	140,000	130,000	218,000	488,000
<b>Total</b>	<b>\$ -</b>	<b>\$ -</b>	<b>\$ -</b>	<b>\$ 647,000</b>	<b>\$ 606,000</b>	<b>\$ 1,017,000</b>	<b>\$ 2,270,000</b>
<b>Expenditures</b>							
<i>Design</i>	\$ -	\$ -	\$ -	\$ 75,000	\$ 69,000	\$ 117,000	\$ 261,000
<i>Construction</i>	-	-	-	507,000	476,000	799,000	1,782,000
<i>Right of Way</i>	-	-	-	65,000	61,000	101,000	227,000
<b>Total</b>	<b>\$ -</b>	<b>\$ -</b>	<b>\$ -</b>	<b>\$ 647,000</b>	<b>\$ 606,000</b>	<b>\$ 1,017,000</b>	<b>\$ 2,270,000</b>

**TOWN OF ADDISON  
UTILITY CAPITAL IMPROVEMENTS PROGRAM  
FY2020-21**

**PROJECT NAME:** Basin I Sanitary Sewer Reroute

**Description:** Design and construction on a reroute of unmetered sanitary sewer flows located in the sanitary sewer Basin I (Inwood Road area). A new sewer line will be installed to move those flows west to tie into the Midway Road area.

**Justification:** Farmers Branch has requested that Addison remedy the unmetered sanitary sewer flows that enter into Farmers Branch's system. The Town evaluated several options, and the reroute option was selected.

<b>Funding</b>	Project to Date	Est 2020	2021	2022	2023	2024	Project Total
Bond Funds	\$ -	\$ 803,262	\$ -	\$ -	\$ -	\$ -	\$ 803,262
Cash Reserves	237,382	1,260,356	-	-	-	-	1,497,738
<b>Total</b>	<b>\$ 237,382</b>	<b>\$ 2,063,618</b>	<b>\$ -</b>	<b>\$ -</b>	<b>\$ -</b>	<b>\$ -</b>	<b>\$ 2,301,000</b>
<b>Expenditures</b>							
<i>Design</i>	\$ 220,606	\$ 150,394	\$ -	\$ -	\$ -	\$ -	\$ 371,000
<i>Construction</i>	-	1,650,000	-	-	-	-	1,650,000
<i>Right of Way</i>	16,776	263,224	-	-	-	-	280,000
<b>Total</b>	<b>\$ 237,382</b>	<b>\$ 2,063,618</b>	<b>\$ -</b>	<b>\$ -</b>	<b>\$ -</b>	<b>\$ -</b>	<b>\$ 2,301,000</b>

**TOWN OF ADDISON  
STORMWATER CAPITAL IMPROVEMENTS PROGRAM  
FY2020-21**

	Actual Prior Years	Estimated 2019-20	Budget 2020-21	Budget 2021-22	Budget 2022-23	Budget 2023-24	Project Total
<b>FUNDING SOURCES:</b>							
Cash Reserves	\$ 64,209	\$ 521,456	\$ 2,247,430	\$ 1,664,000	\$ 1,206,000	\$ -	-
Certificates of Obligation Series 2013	2,179,312	1,459,726	542,570	-	-	-	-
<b>TOTAL AVAILABLE RESOURCES</b>	<b>\$ 2,243,521</b>	<b>\$ 1,981,182</b>	<b>\$ 2,790,000</b>	<b>\$ 1,664,000</b>	<b>\$ 1,206,000</b>	<b>\$ -</b>	<b>-</b>
<b>PROJECTS</b>							
Stormwater Assessment Basin Improvements	\$ 64,209	\$ 1,354,265	\$ 2,790,000	\$ 1,664,000	\$ 1,206,000	\$ -	\$ 7,078,474
Sherlock - Winter Park Drive Improvements	1,567,437	74,806	-	-	-	-	1,642,243
Vitruvian Pond Dredging	611,875	552,111	-	-	-	-	1,163,986
<b>TOTAL</b>	<b>\$ 2,243,521</b>	<b>\$ 1,981,182</b>	<b>\$ 2,790,000</b>	<b>\$ 1,664,000</b>	<b>\$ 1,206,000</b>	<b>\$ -</b>	<b>\$ 9,884,703</b>

**TOWN OF ADDISON**  
**STORMWATER CAPITAL IMPROVEMENTS PROGRAM**  
FY2020-21

**PROJECT NAME:** Stormwater Assessment Basin Improvements

**Description:** Design and construction of stormwater system improvements as identified in the city-wide Stormwater Drainage Assessment. FY2020 projects include construction of Oaks North Drive and the diversion and enlargement work on Bellbrook Drive. FY2021 projects are Maiden Court diversion work and the Waterside Court, Waterford Drive and Les Lacs Avenue parallel and relief system.

**Justification:** Projects were identified by utilizing a comprehensive storm water model and prioritized based on the potential risk. The plan identified 85 areas of concern for future monitoring and 13 serious problem areas.

<b>Funding</b>	Project to Date	Est 2020	2021	2022	2023	2024	Project Total
Bond Funds	\$ -	\$ 832,809	\$ 542,570	\$ -	\$ -	\$ -	\$ 1,375,379
Cash Reserves	64,209	521,456	2,247,430	1,664,000	1,206,000	-	5,703,095
<b>Total</b>	<b>\$ 64,209</b>	<b>\$ 1,354,265</b>	<b>\$ 2,790,000</b>	<b>\$ 1,664,000</b>	<b>\$ 1,206,000</b>	<b>\$ -</b>	<b>\$ 7,078,474</b>
<b>Expenditures</b>							
<i>Design</i>	\$ 64,209	\$ 106,000	\$ 321,000	\$ 191,000	\$ 139,000	\$ -	\$ 821,209
<i>Construction</i>	-	1,168,265	2,190,000	1,306,000	946,000	-	5,610,265
<i>Right of Way</i>	-	80,000	279,000	167,000	121,000	-	647,000
<b>Total</b>	<b>\$ 64,209</b>	<b>\$ 1,354,265</b>	<b>\$ 2,790,000</b>	<b>\$ 1,664,000</b>	<b>\$ 1,206,000</b>	<b>\$ -</b>	<b>\$ 7,078,474</b>

**PROJECT NAME:** Sherlock - Winter Park Drive Improvements

**Description:** Design and construction of a parallel stormwater pipe system located at the corner of Sherlock Drive and Winter Park Lane.

**Justification:** This project is the number one priority as identified in the 2017 City-Wide Stormwater System Drainage Assessment. The stormwater system in the area does not currently have sufficient capacity to convey the 1% (100 year) flood event. There have been two flooding incidents at this location, one that resulted in approximately \$40,000 in property damages to a home.

<b>Funding</b>	Project to Date	Est 2020	2021	2022	2023	2024	Project Total
Bond Funds	\$ 1,567,437	\$ 74,806	\$ -	\$ -	\$ -	\$ -	\$ 1,642,243
<b>Expenditures</b>							
<i>Design</i>	\$ 161,018	\$ 8,731	\$ -	\$ -	\$ -	\$ -	\$ 169,749
<i>Construction</i>	1,406,355	66,075	-	-	-	-	1,472,430
<i>Right of Way</i>	64	-	-	-	-	-	64
<b>Total</b>	<b>\$ 1,567,437</b>	<b>\$ 74,806</b>	<b>\$ -</b>	<b>\$ -</b>	<b>\$ -</b>	<b>\$ -</b>	<b>\$ 1,642,243</b>

**TOWN OF ADDISON**  
**STORMWATER CAPITAL IMPROVEMENTS PROGRAM**  
**FY2020-21**

**PROJECT NAME:** Vitruvian Pond Dredging

**Description:** Dredging and removal of silt located in Farmers Branch Creek as it flows through Vitruvian Park. Sediment build-up has begun to reduce the flood storage capacity in the ponds. In order to maintain the depths and the health of the pond, they will need to be dredged in 2019 with design being done in 2018.

**Justification:** Farmers Branch Creek flows through the newly developed Vitruvian Park. Active stream sections such as this require constant maintenance to promote a healthy ecosystem. This area is in need of a dredging project to remove the build up of silt. Removing this build up of silt is paramount to restore the flood capacity of the system.

<b>Funding</b>	Project to Date	Est 2020	2021	2022	2023	2024	Project Total
Bond Funds	\$ 611,875	\$ 552,111	\$ -	\$ -	\$ -	\$ -	\$ 1,163,986
Cash Reserves	-	-	-	-	-	-	-
<b>Total</b>	<b>\$ 611,875</b>	<b>\$ 552,111</b>	<b>\$ -</b>	<b>\$ -</b>	<b>\$ -</b>	<b>\$ -</b>	<b>\$ 1,163,986</b>
<b>Expenditures</b>							
<i>Design</i>	\$ 178,460	\$ 16,096	\$ -	\$ -	\$ -	\$ -	\$ 194,556
<i>Construction</i>	433,415	536,015	-	-	-	-	969,430
<b>Total</b>	<b>\$ 611,875</b>	<b>\$ 552,111</b>	<b>\$ -</b>	<b>\$ -</b>	<b>\$ -</b>	<b>\$ -</b>	<b>\$ 1,163,986</b>

**TOWN OF ADDISON  
AIRPORT CAPITAL IMPROVEMENTS PROGRAM  
FY2020-21**

	Actual Prior Years	Estimated 2019-20	Budget 2020-21	Budget 2021-22	Budget 2022-23	Budget 2023-24	Project Total
<b>FUNDING SOURCES:</b>							
Cash Reserves	\$ 880,538	\$ 3,072,000	\$ 2,043,911	\$ 289,100	\$ 904,400	\$ 504,200	
TXDOT Grant Funding	-	1,475,000	780,000	630,000	6,861,600	1,009,800	
Bond Funds	238,990	6,500,000	475,000	-	-	-	
<b>TOTAL AVAILABLE RESOURCES</b>	<b>\$ 1,119,528</b>	<b>\$ 11,047,000</b>	<b>\$ 3,298,911</b>	<b>\$ 919,100</b>	<b>\$ 7,766,000</b>	<b>\$ 1,514,000</b>	
<b>PROJECTS</b>							
Customs Facility Construction	\$ 905,700	\$ 6,500,000	\$ 2,640,411	\$ -	\$ -	\$ -	10,046,111
Bravo/Golf Taxiway Improvements	-	-	200,000	700,000	7,500,000	-	8,400,000
Airport Access & Security Improvements	-	-	-	-	124,000	1,122,000	1,246,000
Runway 15/33 Redesignation & Taxiway Alpha Rejuvenation	-	1,475,000	-	-	-	-	1,475,000
Airport Wayfinding Signage	-	-	-	-	-	28,000	28,000
East Vehicle Service Road Realignment/Reconstruction	-	720,000	-	-	-	-	720,000
Fuel Farm Exit Lane	-	115,000	-	-	-	-	115,000
Environmental Site Remediation	-	100,000	-	-	-	-	100,000
Fuel Road Reconstruction at George Haddaway Drive	-	791,000	-	-	-	-	791,000
Facility Repairs and Improvements	213,828	576,000	427,000	136,800	10,000	320,000	1,683,628
ADA Repairs and Improvements	-	70,000	31,500	82,300	132,000	44,000	359,800
Aircraft Rescue Firefighting Vehicle	-	700,000	-	-	-	-	700,000
<b>TOTAL</b>	<b>\$ 1,119,528</b>	<b>\$ 11,047,000</b>	<b>\$ 3,298,911</b>	<b>\$ 919,100</b>	<b>\$ 7,766,000</b>	<b>\$ 1,514,000</b>	<b>\$ 25,664,539</b>



**TOWN OF ADDISON**  
**AIRPORT CAPITAL IMPROVEMENTS PROGRAM**  
**FY2020-21**

**PROJECT NAME:** Customs Facility Construction

**Description:** The design and construction of a compliant U.S. Customs and Border Protection (CBP) facility.

**Justification:** As a Customs and Border Protection user fee airport, the Town is fully responsible for the cost of the construction of a Customs and Border Protection facility. Customs has notified the Town that the current facility is not in compliance. In order to remain in the program, the facility must be updated and brought into compliance.

<b>Funding</b>	Project to Date	Est 2020	2021	2022	2023	2024	Project Total
Cash Reserves	\$ 666,710	\$ -	\$ 1,565,411	\$ -	\$ -	\$ -	\$ 2,232,121
Bond Funds	238,990	6,500,000	475,000	-	-	-	7,213,990
Grants	-	-	600,000	-	-	-	600,000
<b>Total</b>	<b>\$ 905,700</b>	<b>\$ 6,500,000</b>	<b>\$ 2,640,411</b>	<b>\$ -</b>	<b>\$ -</b>	<b>\$ -</b>	<b>\$ 10,046,111</b>

**Expenditures**

<i>Design</i>	\$ 771,594	\$ -	\$ -	\$ -	\$ -	\$ -	\$ 771,594
<i>Construction</i>	134,106	6,500,000	2,640,411	-	-	-	9,274,517
<b>Total</b>	<b>\$ 905,700</b>	<b>\$ 6,500,000</b>	<b>\$ 2,640,411</b>	<b>\$ -</b>	<b>\$ -</b>	<b>\$ -</b>	<b>\$ 10,046,111</b>

**PROJECT NAME:** Bravo/Golf Taxiway Improvements

**Description:** Extend Taxiway B north from Taxiway F to Taxiway G; extend Taxiway G west from the Runway to Taxiway B; extend Taxiway B south to connect with south end of Runway; construct westside vehicle service road.

**Justification:** To give access to more than 4 acres of developable land on the airport westside; to improve traffic flow and safety.

<b>Funding</b>	Project to Date	Est 2020	2021	2022	2023	2024	Project Total
Cash Reserves	\$ -	\$ -	\$ 20,000	\$ 70,000	\$ 750,000	\$ -	\$ 840,000
Grants	-	-	180,000	630,000	6,750,000	-	7,560,000
<b>Total</b>	<b>\$ -</b>	<b>\$ -</b>	<b>\$ 200,000</b>	<b>\$ 700,000</b>	<b>\$ 7,500,000</b>	<b>\$ -</b>	<b>\$ 8,400,000</b>

**Expenditures**

<i>Design</i>	\$ -	\$ -	\$ 200,000	\$ 700,000	\$ -	\$ -	\$ 900,000
<i>Construction</i>	-	-	-	-	7,500,000	-	7,500,000
<b>Total</b>	<b>\$ -</b>	<b>\$ -</b>	<b>\$ 200,000</b>	<b>\$ 700,000</b>	<b>\$ 7,500,000</b>	<b>\$ -</b>	<b>\$ 8,400,000</b>

**TOWN OF ADDISON**  
**AIRPORT CAPITAL IMPROVEMENTS PROGRAM**  
**FY2020-21**

**PROJECT NAME:** Airport Access & Security Improvements

**Description:** Phase two of three. Implement access and security design plan. Design to take place in FY2022 with construction in FY2023.

**Justification:** To mitigate unauthorized encroachments and airport incursions per FAA standards.

<b>Funding</b>	Project to Date	Est 2020	2021	2022	2023	2024	Project Total
Cash Reserves	\$ -	\$ -	\$ -	\$ -	\$ 12,400	\$ 112,200	\$ 124,600
Grants	-	-	-	-	111,600	1,009,800	1,121,400
<b>Total</b>	<b>\$ -</b>	<b>\$ -</b>	<b>\$ -</b>	<b>\$ -</b>	<b>\$ 124,000</b>	<b>\$ 1,122,000</b>	<b>\$ 1,246,000</b>
<b>Expenditures</b>							
<i>Design</i>	\$ -	\$ -	\$ -	\$ -	\$ 124,000	\$ -	\$ 124,000
<i>Construction</i>	-	-	-	-	-	1,122,000	1,122,000
<b>Total</b>	<b>\$ -</b>	<b>\$ -</b>	<b>\$ -</b>	<b>\$ -</b>	<b>\$ 124,000</b>	<b>\$ 1,122,000</b>	<b>\$ 1,246,000</b>

**PROJECT NAME:** Runway 15/33 Redesignation and Taxiway Alpha Rejuvenation

**Description:** To reassign the runway designations as required by FAA policy and Airport Master Plan, and repair and apply surface coating for extending taxiway useful life on Alpha Taxiway.

**Justification:** Due to shift in magnetic north, airport runway designations are required to be reassigned periodically pursuant to FAA policy (see FAA Order 8260, 19E), and to extend the useful life of the airport infrastructure.

<b>Funding</b>	Project to Date	Est 2020	2021	2022	2023	2024	Project Total
Cash Reserves	\$ -	\$ -	\$ -	\$ -	\$ -	\$ -	\$ -
Grants	-	1,475,000	-	-	-	-	1,475,000
<b>Total</b>	<b>\$ -</b>	<b>\$ 1,475,000</b>	<b>\$ -</b>	<b>\$ -</b>	<b>\$ -</b>	<b>\$ -</b>	<b>\$ 1,475,000</b>
<b>Expenditures</b>							
<i>Design</i>	\$ -	\$ 50,000	\$ -	\$ -	\$ -	\$ -	\$ 50,000
<i>Construction</i>	-	1,425,000	-	-	-	-	1,425,000
<b>Total</b>	<b>\$ -</b>	<b>\$ 1,475,000</b>	<b>\$ -</b>	<b>\$ -</b>	<b>\$ -</b>	<b>\$ -</b>	<b>\$ 1,475,000</b>

**TOWN OF ADDISON  
AIRPORT CAPITAL IMPROVEMENTS PROGRAM  
FY2020-21**

**PROJECT NAME:** Airport Wayfinding Signage

**Description:** Design directional wayfinding signage.

**Justification:** To establish uniform airport branding and identity per Airport Master Plan.

<b>Funding</b>	Project to Date	Est 2020	2021	2022	2023	2024	Project Total
Cash Reserves	\$ -	\$ -	\$ -	\$ -	\$ -	\$ 28,000	\$ 28,000
<b>Expenditures</b>							
<i>Design</i>	\$ -	\$ -	\$ -	\$ -	\$ -	\$ 28,000	\$ 28,000
Total	\$ -	\$ -	\$ -	\$ -	\$ -	\$ 28,000	\$ 28,000

**PROJECT NAME:** East Vehicle Service Road Realignment / Reconstruction

**Description:** Realignment and reconstruction of the airport vehicle service road on the east side of Taxiway Alpha at the Southeast Quadrant Development including relocating the Fuel Farm Exit at Addison Road and other minor pavement repairs.

**Justification:** Improve land use effectiveness and replace section of old pavement to handle greater loads.

<b>Funding</b>	Project to Date	Est 2020	2021	2022	2023	2024	Project Total
Cash Reserves	\$ -	\$ 720,000	\$ -	\$ -	\$ -	\$ -	\$ 720,000
<b>Expenditures</b>							
<i>Construction</i>	\$ -	\$ 720,000	\$ -	\$ -	\$ -	\$ -	\$ 720,000
Total	\$ -	\$ 720,000	\$ -	\$ -	\$ -	\$ -	\$ 720,000

**TOWN OF ADDISON  
AIRPORT CAPITAL IMPROVEMENTS PROGRAM  
FY2020-21**

**PROJECT NAME:** Fuel Farm Exit Lane - Reconstruct and Realign

**Description:** Realign and reconstruct the fuel farm exit lane onto Addison Road that is used by tanker trucks delivering fuel to the fuel farm. The realignment will separate the tanker truck exit from the entry to the Southeast Quadrant redevelopment, making additional land available for the redevelopment. Design is complete.

**Justification:** The project will improve the efficiency of land use, increase the ground lease area for the Southeast Quadrant redevelopment, and improve the safety and flow of tanker truck traffic onto Addison Road.

<b>Funding</b>	<b>Project to Date</b>	<b>Est 2020</b>	<b>2021</b>	<b>2022</b>	<b>2023</b>	<b>2024</b>	<b>Project Total</b>
Cash Reserves	\$ -	\$ 115,000	\$ -	\$ -	\$ -	\$ -	\$ 115,000
<b>Expenditures</b>							
Construction	\$ -	\$ 115,000	\$ -	\$ -	\$ -	\$ -	\$ 115,000
Total	\$ -	\$ 115,000	\$ -	\$ -	\$ -	\$ -	\$ 115,000

**PROJECT NAME:** Environmental Site Remediation

**Description:** Phase II Environmental Site Assessment investigation for the Collins Hangars.

**Justification:** Expected contractual obligation relating to the Southeast Quadrant redevelopment. Remediation obligations unknown.

<b>Funding</b>	<b>Project to Date</b>	<b>Est 2020</b>	<b>2021</b>	<b>2022</b>	<b>2023</b>	<b>2024</b>	<b>Project Total</b>
Cash Reserves	\$ -	\$ 100,000	\$ -	\$ -	\$ -	\$ -	\$ 100,000
<b>Expenditures</b>							
Construction	\$ -	\$ 100,000	\$ -	\$ -	\$ -	\$ -	\$ 100,000
Total	\$ -	\$ 100,000	\$ -	\$ -	\$ -	\$ -	\$ 100,000

**TOWN OF ADDISON**  
**AIRPORT CAPITAL IMPROVEMENTS PROGRAM**  
**FY2020-21**

**PROJECT NAME:** Fuel Road Reconstruction at George Haddaway Drive

**Description:** On-airport refueler trucks currently use Taxilane Quebec to access the fuel farm; the Southeast Quadrant redevelopment will eliminate Taxilane Quebec, requiring a new route to the fuel farm for refueler trucks. George Haddaway Drive will be repurposed as the fuel farm access road and reconstructed to accommodate 5,000-gallon refueler trucks. The airfield access gate will be moved closer to Addison Road.

**Justification:** This project will maximize the Southeast Quadrant redevelopment area and improve operational safety with respect to on-airport refueler truck movements to and from the fuel farm.

<b>Funding</b>	Project to Date	Est 2020	2021	2022	2023	2024	Project Total
Cash Reserves	\$ -	\$ 791,000	\$ -	\$ -	\$ -	\$ -	\$ 791,000
<b>Expenditures</b>							
<i>Design</i>	\$ -	\$ 38,000	\$ -	\$ -	\$ -	\$ -	\$ 38,000
<i>Construction</i>	-	753,000	-	-	-	-	753,000
<b>Total</b>	<b>\$ -</b>	<b>\$ 791,000</b>	<b>\$ -</b>	<b>\$ -</b>	<b>\$ -</b>	<b>\$ -</b>	<b>\$ 791,000</b>

**PROJECT NAME:** Facility Repairs and Improvements

**Description:** Various building capital repairs and improvements. FY2020 funding includes new roof for Bravo t-hangar, reconstruction office at 4581 Claire Chennault, furnace replacement at 4310 Wiley Post, and the Collins Hangar remediation.

**Justification:** In order to continue to lease city-owned property at market rates, systems must be repaired and improved in accordance with Best Management Practices.

<b>Funding</b>	Project to Date	Est 2020	2021	2022	2023	2024	Project Total
Cash Reserves	\$ 213,828	\$ 576,000	\$ 427,000	\$ 136,800	\$ 10,000	\$ 320,000	\$ 1,683,628
<b>Expenditures</b>							
<i>Construction</i>	\$ 213,828	\$ 576,000	\$ 427,000	\$ 136,800	\$ 10,000	\$ 320,000	\$ 1,683,628
<b>Total</b>	<b>\$ 213,828</b>	<b>\$ 576,000</b>	<b>\$ 427,000</b>	<b>\$ 136,800</b>	<b>\$ 10,000</b>	<b>\$ 320,000</b>	<b>\$ 1,683,628</b>

**TOWN OF ADDISON**  
**AIRPORT CAPITAL IMPROVEMENTS PROGRAM**  
**FY2020-21**

**PROJECT NAME:** ADA Repairs and Improvements

**Description:** Scheduled Americans with Disabilities Act (ADA) repairs and improvements per 2018 ADA Improvement Plan.

**Justification:** Federal and State mandate.

<b>Funding</b>	Project to Date	Est 2020	2021	2022	2023	2024	Project Total
Cash Reserves	\$ -	\$ 70,000	\$ 31,500	\$ 82,300	\$ 132,000	\$ 44,000	\$ 359,800
<b>Expenditures</b>							
<i>Construction</i>	\$ -	\$ 70,000	\$ 31,500	\$ 82,300	\$ 132,000	\$ 44,000	\$ 359,800
Total	\$ -	\$ 70,000	\$ 31,500	\$ 82,300	\$ 132,000	\$ 44,000	\$ 359,800

**PROJECT NAME:** Aircraft Rescue Firefighting Truck

**Description:** Purchase an Aircraft Rescue Firefighting vehicle (ARFF) to replace current end of life apparatus that is nineteen years old.

**Justification:** Apparatus expected life is ten to twelve years per industry standard and FAA AC150/5220-10E Guide Specifications for Aircraft Rescue and Firefighting (ARFF) vehicles. Current apparatus is nineteen years old with annual maintenance costs over \$13,000. This vehicle is no longer in production, which causes limited availability and increased cost for replacement parts.

<b>Funding</b>	Project to Date	Est 2020	2021	2022	2023	2024	Project Total
Cash Reserves	\$ -	\$ 700,000	\$ -	\$ -	\$ -	\$ -	\$ 700,000
<b>Expenditures</b>							
<i>Equipment</i>	\$ -	\$ 700,000	\$ -	\$ -	\$ -	\$ -	\$ 700,000
Total	\$ -	\$ 700,000	\$ -	\$ -	\$ -	\$ -	\$ 700,000

**TOWN OF ADDISON  
HOTEL FUND CAPITAL IMPROVEMENTS PROGRAM  
FY2020-21**

**PROJECT NAME:** Addison Circle Fountain Repair & Modernization

**Description:** The interactive fountain is the front door to Addison Circle Park. Currently, the fountain is not operational. At Council direction, staff has hired a consultant to develop plans for the modernization of the fountain equipment and addition of a filtration system that will meet requirements for a splash pad. Renovation costs also include required ADA improvements at the adjacent pavilion and park sidewalk.

**Justification:** Appropriate maintenance of the Town's special events infrastructure.

<b>Funding</b>	Project to Date	Est 2020	2021	2022	2023	2024	Project Total
Cash Reserves	\$ 1,094,806	\$ 30,000	\$ -	\$ -	\$ -	\$ -	\$ 1,124,806
<b>Expenditures</b>							
<i>Design</i>	\$ 74,089	\$ 1,500	\$ -	\$ -	\$ -	\$ -	\$ 75,589
<i>Construction</i>	1,020,717	28,500	-	-	-	-	1,049,217
<i>Equipment</i>	-	-	-	-	-	-	-
<i>Right of Way</i>	-	-	-	-	-	-	-
<b>Total</b>	<b>\$ 1,094,806</b>	<b>\$ 30,000</b>	<b>\$ -</b>	<b>\$ -</b>	<b>\$ -</b>	<b>\$ -</b>	<b>\$ 1,124,806</b>

**AGGREGATE DEBT SERVICE**

**Town of Addison, Texas  
General Obligation Debt Outstanding  
As of October 15, 2019**

Period Ending	Principal	Interest	Debt Service
09/30/2020	5,740,000	4,067,223.71	9,807,223.71
09/30/2021	5,720,000	3,959,077.53	9,679,077.53
09/30/2022	5,875,000	3,747,761.90	9,622,761.90
09/30/2023	6,130,000	3,511,346.27	9,641,346.27
09/30/2024	6,375,000	3,259,152.52	9,634,152.52
09/30/2025	6,650,000	3,000,021.27	9,650,021.27
09/30/2026	6,950,000	2,722,077.52	9,672,077.52
09/30/2027	7,250,000	2,423,886.90	9,673,886.90
09/30/2028	7,100,000	2,118,715.03	9,218,715.03
09/30/2029	6,955,000	1,817,089.41	8,772,089.41
09/30/2030	7,255,000	1,519,295.04	8,774,295.04
09/30/2031	7,565,000	1,223,335.66	8,788,335.66
09/30/2032	7,835,000	924,698.15	8,759,698.15
09/30/2033	6,740,000	632,019.39	7,372,019.39
09/30/2034	3,735,000	428,993.76	4,163,993.76
09/30/2035	2,360,000	327,718.76	2,687,718.76
09/30/2036	2,435,000	251,056.26	2,686,056.26
09/30/2037	2,520,000	171,303.13	2,691,303.13
09/30/2038	1,975,000	98,875.00	2,073,875.00
09/30/2039	2,040,000	33,506.25	2,073,506.25
	<b>109,205,000</b>	<b>36,237,153.46</b>	<b>145,442,153.46</b>



**Town of Addison, Texas**  
All Outstanding General Obligation Debt  
As of October 15, 2019  
(000's)

Year Ending September 30	\$16,900,000 Combination Tax & Revenue Certificates of Obligation Series 2019		\$13,115,000 Combination Tax & Revenue Certificates of Obligation Series 2018		\$23,560,000 General Obligation Refunding Bonds Series 2016		\$7,565,000 Combination Tax & Revenue Certificates of Obligation Series 2014		\$12,000,000 General Obligation Bonds Tax Exempt Series 2014		\$2,145,000 General Obligation Refunding Bonds Series 2014 (AMT)	
	Principal	Coupon	Principal	Coupon	Principal	Coupon	Principal	Coupon	Principal	Coupon	Principal	Coupon
2020	680	3.000%	215	4.000%	1,305	4.000%	315	2.000%	510	3.000%	380	2.000%
2021	615	3.000%	475	3.000%	1,360	4.000%	325	3.000%	530	3.000%		
2022	635	4.000%	490	4.000%	1,430	4.000%	340	3.000%	555	4.000%		
2023	665	4.000%	510	3.000%	1,495	4.000%	355	3.000%	575	3.000%		
2024	690	4.000%	525	3.000%	1,550	4.000%	370	3.000%	600	3.000%		
2025	720	4.000%	540	3.000%	1,615	4.000%	385	3.000%	625	3.000%		
2026	750	4.000%	560	4.000%	1,695	5.000%	400	3.000%	650	3.000%		
2027	775	3.000%	580	4.000%	1,775	5.000%	415	3.125%	675	3.000%		
2028	800	3.000%	610	5.000%	1,865	5.000%	430	3.250%	705	3.250%		
2029	825	3.000%	645	5.000%	1,485	5.000%	450	3.375%	735	3.375%		
2030	850	3.000%	670	4.000%	1,565	5.000%	470	3.500%	760	3.375%		
2031	875	3.000%	700	4.000%	1,645	5.000%	485	3.625%	795	3.500%		
2032	900	3.000%	725	4.000%	1,715	5.000%	505	4.000%	825	3.625%		
2033	930	3.000%	755	4.000%	1,810	5.000%	525	4.000%	860	3.750%		
2034	955	3.000%	785	3.250%			550	4.000%	895	3.750%		
2035	985	3.000%	805	3.250%								
2036	1,015	3.000%	835	3.75%								
2037	1,045	3.000%	865	3.75%								
2038	1,080	3.000%	895	3.500%								
2039	1,110	3.000%	930	3.625%								
<b>TOTALS</b>	<b>16,900</b>		<b>13,115</b>		<b>22,310</b>		<b>6,320</b>		<b>10,295</b>		<b>380</b>	
Next Call	2/15/2028 @ Par		2/15/2028 @ Par		2/15/2026 @ Par		2/15/2024 @ Par		2/15/2024 @ Par		Non-Callable	
Dated Date	9/1/2019		12/1/2018		5/1/2016		2/15/2014		2/15/2014		2/15/2014	
Coupon Dates	February 15	August 15	February 15	August 15	February 15	August 15	February 15	August 15	February 15	August 15	February 15	August 15
Maturity Dates	February 15	February 15	February 15	February 15	February 15	February 15	February 15	February 15	February 15	February 15	February 15	February 15
Insurer	N/A		N/A		N/A		N/A		N/A		N/A	
Arbitrage Yield	1.9185%		3.1342%		1.8580%		3.1920%		3.1920%		1.2673%	
Paying Agent	The Bank of New York		The Bank of New York		The Bank of New York		The Bank of New York		The Bank of New York		The Bank of New York	
Purpose	New Money		New Money		Refunding		New Money		New Money		Refunding	
Color Legend	<b>Callable</b>											
Non-Callable	<b>Non-Callable</b>											

**Town of Addison, Texas**  
All Outstanding General Obligation Debt  
As of October 15, 2019  
(000's)

Year Ending September 30	\$1,250,000 General Obligation Bonds Taxable Series 2013B		\$1,875,000 General Obligation Bonds Series 2013A (AMT)		\$4,665,000 General Obligation Bonds Tax-Exempt Series 2013		\$10,185,000 Combination Tax & Revenue Certificates of Obligation Series 2013		\$22,590,000 General Obligation Refunding & Improvement Bonds Series 2012		\$14,835,000 Combination Tax & Revenue Certificates of Obligation Series 2012	
	Principal	Coupon	Principal	Coupon	Principal	Coupon	Principal	Coupon	Principal	Coupon	Principal	Coupon
2020	50	3.750%	75	4.125%	190	4.000%	415	3.000%	885	4.000%	720	2.000%
2021	55	3.750%	80	4.125%	195	5.000%	430	4.000%	920	4.000%	735	2.000%
2022	55	3.750%	85	4.125%	205	5.000%	450	4.000%	875	4.000%	755	3.000%
2023	60	3.750%	90	4.125%	220	5.000%	470	5.000%	910	5.000%	780	4.000%
2024	60	5.000%	90	4.250%	230	5.000%	490	5.000%	955	5.000%	815	4.000%
2025	65	5.000%	95	4.250%	240	5.000%	515	5.000%	1,010	5.000%	840	3.000%
2026	65	5.000%	100	4.250%	255	5.000%	545	5.000%	1,060	5.000%	870	3.000%
2027	70	5.000%	105	4.250%	265	5.000%	575	5.000%	1,115	5.000%	900	3.000%
2028	75	5.000%	110	4.250%	280	5.000%	600	5.000%	1,170	5.000%	455	3.000%
2029	75	5.000%	115	4.800%	295	4.100%	630	4.100%	1,230	5.000%	470	3.000%
2030	80	5.000%	120	4.800%	305	4.150%	655	4.150%	1,295	5.000%	485	3.000%
2031	85	5.000%	125	4.800%	320	4.250%	685	4.250%	1,350	3.000%	500	3.000%
2032	90	5.000%	130	4.800%	330	4.300%	715	4.300%	1,385	3.125%	515	3.125%
2033	95	5.000%	140	4.800%	345	4.375%	750	4.375%			530	3.250%
2034											550	3.250%
2035											570	3.375%
2036											585	3.375%
2037											610	3.375%
2038												
2039												
<b>TOTALS</b>	<b>980</b>		<b>1,460</b>		<b>3,675</b>		<b>7,925</b>		<b>14,160</b>		<b>11,685</b>	
Next Call	02/15/2023 @ Par		02/15/2023 @ Par		02/15/2023 @ Par		02/15/2023 @ Par		2/15/2022 @ Par		2/15/2022 @ Par	
Dated Date	7/15/2013		7/15/2013		7/15/2013		7/15/2013		8/15/2012		8/15/2012	
Coupon Dates	February 15	August 15	February 15	August 15	February 15	August 15	February 15	August 15	February 15	August 15	February 15	August 15
Maturity Dates	February 15	February 15	February 15	February 15	February 15	February 15	February 15	February 15	February 15	February 15	February 15	February 15
Insurer	N/A		N/A		N/A		N/A		N/A		N/A	
Arbitrage Yield	4.7317%		4.3659%		3.7243%		3.7243%		2.5266%			
Paying Agent	The Bank of New York		The Bank of New York		The Bank of New York		The Bank of New York		The Bank of New York		The Bank of New York	
Purpose	New Money		New Money		New Money		New Money		Refunding & New Money		New Money	
Color Legend												
Non-Callable												
Callable												