

Town of Addison



For the Quarter Ended

March 31, 2020

Report Name

Certification Page

Executive Summary

Benchmark Comparison

Detail of Security Holdings

Change in Value

Earned Income

Investment Transactions

Amortization and Accretion

Projected Fixed Income Cash Flows

MARKET RECAP - MARCH 2020:

On February 24th the World Health Organization's director general told journalists that the COVID-19 virus was not yet a global pandemic and that "it is still possible to contain the virus." But within days, the reality could no longer be denied and on March 11th the WHO finally made it official. Financial markets had determined weeks earlier that the novel coronavirus was going to be a big problem and stocks around the world were hammered. The ensuing flight to safety rally sent U.S. Treasury yields to record lows. Meanwhile, other fixed income sectors came under enormous selling pressure as investors foresaw massive credit deterioration and companies worked to build up cash reserves to weather the storm. On March 3rd, in an emergency move, the Federal Reserve cut the fed funds target rate by 50 basis points, noting in typically understated fashion, "The coronavirus poses evolving risks to economic activity." At the time, many market participants saw the Fed's move as a panicked reaction and they responded by panicking themselves, sending stock markets tumbling. The hits kept coming: outbreaks of COVID-19 erupted in Seattle and New York and have now spread to most major metropolitan areas; sports leagues began suspending and then cancelling games, seasons, and tournaments; conference organizers around the nation cancelled events; schools sent students home; local governments started by ordering restaurants to close and banning public gatherings before eventually issuing mandatory "stay-at-home" orders for all non-essential activities." This list goes on and on.

With the economic engine switched to off, policy makers were forced to respond. On Sunday, March 15th, the Fed pulled out all the stops, slicing the fed funds rate by a full percentage point to a range of 0%-0.25%. The Fed also implemented massive quantitative easing, expanded repo operations, lowered the interest rate on excess reserves, and established a lending facility to support money market funds and the commercial paper market. There was more to come. By the third week of March, first time claims for unemployment benefits would skyrocket with nearly 3.3 million Americans filing for benefits. This would spur Congress to pass the Coronavirus Aid, Relief, and Economic Security Act, or "CARES Act", a massive \$2 trillion relief package intended to cushion the blow for both employees and employers, as well as provide support for the many companies buckling under the strain of the sudden stoppage of business. Central banks and governments around the world would join the U.S. in cutting interest rates and passing relief measures.

We won't bother recapping March's slate of economic data. Suffice it to say, in the weeks and months ahead we will bear witness to an abrupt economic downturn unlike anything we have ever seen. While the data will be terrible, the impact on lives and livelihoods will be worse. The major U.S. stock indexes suffered declines of more than 30% from the record highs reached in mid-February, clawing back three years of gains. A post-CARES Act rally in the final week of the month would briefly stem the slide. U.S. Treasury yields plummeted during March with the two-year note closing the month at 0.25% and the 10-year at 0.67%. At one point in late March, much of the curve inside of a year was trading at negative yields. It appears a deep (hopefully short-lived) recession is imminent. A zero rate environment is the new norm for the foreseeable future.

**For the Quarter Ended
March 31, 2020**

This report is prepared for the **Town of Addison** (the "Entity") in accordance with Chapter 2256 of the Texas Public Funds Investment Act ("PFIA"). Section 2256.023(a) of the PFIA states that: "Not less than quarterly, the investment officer shall prepare and submit to the governing body of the entity a written report of the investment transactions for all funds covered by this chapter for the preceding reporting period." This report is signed by the Entity's investment officers and includes the disclosures required in the PFIA. To the extent possible, market prices have been obtained from independent pricing sources.

The investment portfolio complied with the PFIA and the Entity's approved Investment Policy and Strategy throughout the period. All investment transactions made in the portfolio during this period were made on behalf of the Entity and were made in full compliance with the PFIA and the approved Investment Policy.

Officer Names and Titles:



Name: Steven Glickman, CPA

Title: Chief Financial Officer



Name: Amanda D. Turner, CPA

Title: Controller

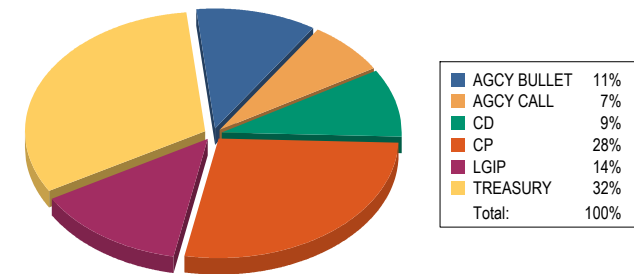
Account Summary

Allocation by Security Type

Beginning Values as of 12/31/19

Ending Values as of 03/31/20

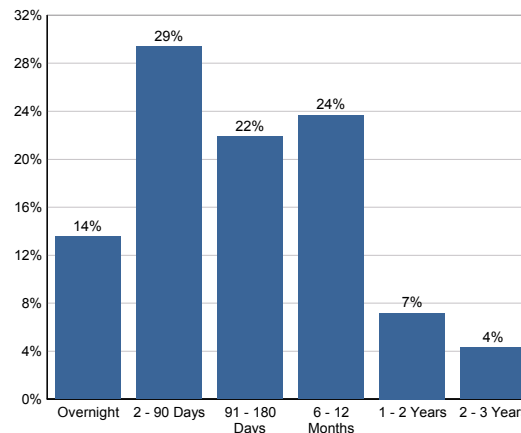
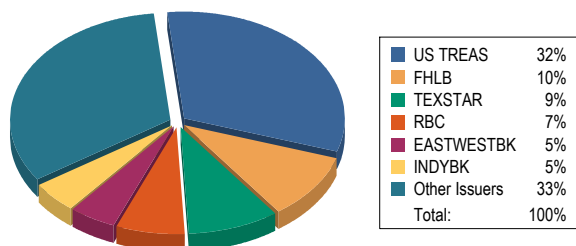
Par Value	105,548,863.56	110,701,604.67
Market Value	105,612,832.56	111,356,528.39
Book Value	105,546,641.03	111,000,586.41
Unrealized Gain/(Loss)	66,191.53	355,941.98
Market Value %	100.06%	100.32%
Weighted Avg. YTW	2.011%	1.626%
Weighted Avg. YTM	2.011%	1.626%



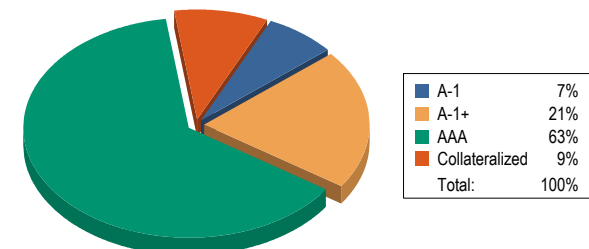
Allocation by Issuer

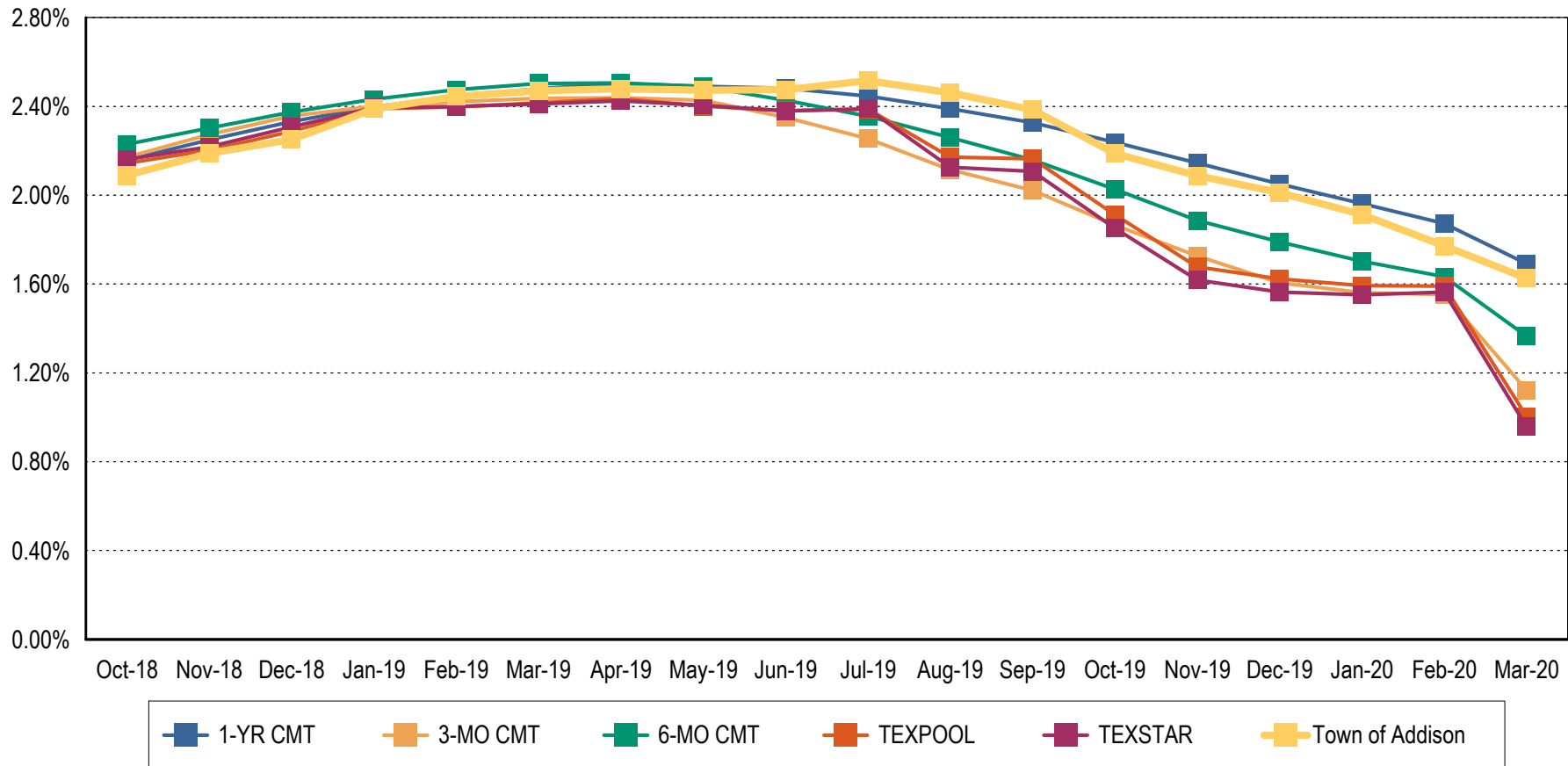
Maturity Distribution %

Credit Quality



Weighted Average Days to Maturity: 183





Note 1: CMT stands for Constant Maturity Treasury. This data is published in Federal Reserve Statistical Release H.15 and represents an average of all actively traded Treasury securities having that time remaining until maturity. This is a standard industry benchmark for Treasury securities. The CMT benchmarks are moving averages. The 3-month CMT is the daily average for the previous 3 months, the 6-month CMT is the daily average for the previous 6 months, and the 1-year and 2-year CMT's are the daily averages for the previous 12-months.

Note 2: Benchmark data for TexPool is the monthly average yield.

Note 3: Benchmark data for TexSTAR is the monthly average yield.

CUSIP	Settle Date	Sec. Type	Sec. Description	CPN	Mty Date	Next Call	Call Type	Par Value	Purch Price	Orig Cost	Book Value	Mkt Price	Market Value	Days to Mty	Days to Call	YTM	YTW
Pooled Funds																	
TEXPOOL		LGIP	TexPool					4,877,241.48	100.000	4,877,241.48	4,877,241.48	100.000	4,877,241.48	1		1.003	1.003
TEXSTAR		LGIP	TexSTAR					10,187,534.40	100.000	10,187,534.40	10,187,534.40	100.000	10,187,534.40	1		0.957	0.957
05249HFW7	01/08/20	CP - INT	City of Austin, TX	1.750	04/02/20			2,740,000.00	100.000	2,740,000.00	2,740,000.00	99.995	2,739,863.00	2		1.750	1.750
66844CD84	02/10/20	CP - DISC	Northwestern Univ		04/08/20			3,000,000.00	99.742	2,992,266.67	2,999,066.67	99.954	2,998,620.00	8		1.604	1.604
912828X21	02/08/19	TREAS NOTE	U.S. Treasury	1.500	04/15/20			5,000,000.00	98.805	4,940,234.38	4,998,049.95	100.054	5,002,714.50	15		2.533	2.533
912828ND8	02/27/19	TREAS NOTE	U.S. Treasury	3.500	05/15/20			5,000,000.00	101.156	5,057,812.50	5,005,827.60	100.412	5,020,600.50	45		2.524	2.524
02665JEJ5	02/06/20	CP - DISC	American Honda Finance		05/18/20			5,000,000.00	99.533	4,976,625.00	4,989,229.15	99.833	4,991,666.50	48		1.658	1.658
78009AEV2	09/30/19	CP - DISC	Royal Bank of Canada		05/29/20			2,500,000.00	98.696	2,467,397.22	2,492,186.10	99.783	2,494,563.00	59		1.966	1.966
30229AF46	03/11/20	CP - DISC	Exxon Mobil		06/04/20			5,000,000.00	99.764	4,988,194.44	4,991,111.10	99.618	4,980,924.50	65		1.002	1.002
78009AFF6	12/16/19	CP - DISC	Royal Bank of Canada		06/15/20			1,500,000.00	99.080	1,486,198.33	1,494,312.50	99.725	1,495,873.80	76		1.837	1.837
912828XU9	02/28/19	TREAS NOTE	U.S. Treasury	1.500	06/15/20			3,000,000.00	98.680	2,960,390.63	2,993,669.76	100.289	3,008,664.00	76		2.543	2.543
89233GGD2	10/17/19	CP - DISC	Toyota Mtr Cr		07/13/20			2,000,000.00	98.545	1,970,900.00	1,988,898.88	99.539	1,990,772.80	104		1.969	1.969
46640PGH0	10/23/19	CP - DISC	J.P.Morgan Sec		07/17/20			1,500,000.00	98.615	1,479,230.00	1,491,707.51	99.541	1,493,115.00	108		1.886	1.886
CD-8603-2	01/28/20	CD	East West Bk CD	1.710	07/28/20			5,218,854.53	100.000	5,218,854.53	5,218,854.53	100.000	5,218,854.53	119		1.710	1.710
912828VP2	10/17/19	TREAS NOTE	U.S. Treasury	2.000	07/31/20			4,000,000.00	100.277	4,011,093.75	4,004,707.56	100.641	4,025,625.20	122		1.643	1.643
91514BGW7	11/05/19	CP - INT	Univ of TX	1.860	07/31/20			3,500,000.00	100.000	3,500,000.00	3,500,000.00	99.813	3,493,455.00	122		1.860	1.860
CD-8019-2	02/12/20	CD	Independent Bk CD	1.730	08/12/20			5,132,974.26	100.000	5,132,974.26	5,132,974.26	100.000	5,132,974.26	134		1.730	1.730
912828VV9	01/31/20	TREAS NOTE	U.S. Treasury	2.125	08/31/20			3,000,000.00	100.324	3,009,726.56	3,006,946.77	100.828	3,024,843.90	153		1.560	1.560
3137EAEJ4	12/10/19	AGCY BULET	FHLMC	1.625	09/29/20			4,000,000.00	99.984	3,999,360.00	3,999,624.44	100.536	4,021,445.20	182		1.644	1.644
912828Z22	10/16/19	TREAS NOTE	U.S. Treasury	1.625	10/15/20			5,000,000.00	99.992	4,999,609.38	4,999,788.85	100.801	5,040,039.00	198		1.633	1.633
78009ALA0	02/18/20	CP - DISC	Royal Bank of Canada		11/10/20			4,000,000.00	98.847	3,953,893.33	3,961,346.68	99.106	3,964,234.80	224		1.578	1.578
3133XDVS7	02/11/20	AGCY BULET	FHLB	5.250	12/11/20			3,045,000.00	103.053	3,137,963.85	3,122,546.62	103.451	3,150,094.52	255		1.546	1.546
912828X36	12/27/19	TREAS NOTE	U.S. Treasury	2.250	02/15/21			5,000,000.00	100.672	5,033,593.75	5,025,917.20	101.867	5,093,359.50	321		1.650	1.650
9128284B3	11/26/19	TREAS NOTE	U.S. Treasury	2.375	03/15/21			5,000,000.00	100.902	5,045,117.19	5,033,179.35	102.148	5,107,422.00	349		1.671	1.671
3130AHCE1	10/16/19	AGCY CALL	FHLB	1.750	04/15/21	4/15/2020	QRTLY	3,000,000.00	99.950	2,998,500.00	2,998,955.52	100.048	3,001,447.20	380	15	1.784	1.784
3133ELGJ7	01/23/20	AGCY CALL	FFCB	1.620	10/13/21	4/13/2020	CONT	5,000,000.00	99.940	4,997,000.00	4,997,300.60	100.002	5,000,095.00	561	13	1.656	1.656
3130ADRG9	03/13/20	AGCY BULET	FHLB	2.750	03/10/23			4,500,000.00	105.640	4,753,806.46	4,749,608.93	106.677	4,800,484.80	1,074		0.837	0.837
Total for Pooled Funds								110,701,604.67	100.209	110,915,518.11	111,000,586.41	100.609	111,356,528.39	183		1.626	1.626



Town of Addison
Detail of Security Holdings
As of 03/31/2020

CUSIP	Settle Date	Sec. Type	Sec. Description	CPN	Mty Date	Next Call	Call Type	Par Value	Purch Price	Orig Cost	Book Value	Mkt Price	Market Value	Days to Mty	Days to Call	YTM	YTW	
Total for Town of Addison									110,701,604.67	100.209	110,915,518.11	111,000,586.41	100.609	111,356,528.39	183		1.626	1.626

CUSIP	Security Type	Security Description	12/31/19 Book Value	Cost of Purchases	Maturities / Calls / Sales	Amortization / Accretion	Realized Gain/(Loss)	03/31/20 Book Value	12/31/19 Market Value	03/31/20 Market Value	Change in Mkt Value
Pooled Funds											
CASH	BANK DEP	Cash	0.00	3,000,000.00	(3,000,000.00)	0.00	0.00	0.00	0.00	0.00	0.00
TEXPOOL	LGIP	TexPool	4,860,363.87	16,877.61	0.00	0.00	0.00	4,877,241.48	4,860,363.87	4,877,241.48	16,877.61
TEXSTAR	LGIP	TexSTAR	11,145,214.27	8,024,916.21	(8,982,596.08)	0.00	0.00	10,187,534.40	11,145,214.27	10,187,534.40	(957,679.87)
05249HFU1	CP - INT	City of Austin, TX 1.900 01/08/20	2,740,000.00	0.00	(2,740,000.00)	0.00	0.00	0.00	2,739,753.40	0.00	(2,739,753.40)
66844CAN4	CP - DISC	Northwestern Univ 0.000 01/22/20	2,996,762.49	0.00	(3,000,000.00)	3,237.51	0.00	0.00	2,997,066.60	0.00	(2,997,066.60)
CD-8603-1	CD	East West Bk CD 2.250 01/28/20	5,194,577.65	0.00	(5,194,577.65)	0.00	0.00	0.00	5,194,577.65	0.00	(5,194,577.65)
9128283S7	TREAS NOTE	U.S. Treasury 2.000 01/31/20	2,998,782.60	0.00	(3,000,000.00)	1,217.40	0.00	0.00	3,000,793.50	0.00	(3,000,793.50)
3130ADN32	AGCY BULET	FHLB 2.125 02/11/20	2,998,629.27	0.00	(3,000,000.00)	1,370.73	0.00	0.00	3,001,580.40	0.00	(3,001,580.40)
CD-8019-1	CD	East West Bk CD 2.100 02/12/20	5,108,707.77	9,119.55	(5,117,827.32)	0.00	0.00	0.00	5,108,707.77	0.00	(5,108,707.77)
912828MP2	TREAS NOTE	U.S. Treasury 3.625 02/15/20	4,004,205.60	0.00	(4,000,000.00)	(4,205.60)	0.00	0.00	4,009,270.00	0.00	(4,009,270.00)
912828J50	TREAS NOTE	U.S. Treasury 1.375 02/29/20	2,994,102.66	0.00	(3,000,000.00)	5,897.34	0.00	0.00	2,998,604.10	0.00	(2,998,604.10)
13068CEA9	CP - INT	State of CA 1.730 03/11/20	4,000,000.00	0.00	(4,000,000.00)	0.00	0.00	0.00	4,000,625.20	0.00	(4,000,625.20)
3133XXP50	AGCY BULET	FHLB 4.125 03/13/20	4,513,311.05	0.00	(4,500,000.00)	(13,311.05)	0.00	0.00	4,521,425.40	0.00	(4,521,425.40)
89233GCS3	CP - DISC	Toyota Mtr Cr 0.000 03/26/20	1,990,697.22	0.00	(2,000,000.00)	9,302.78	0.00	0.00	1,991,113.40	0.00	(1,991,113.40)
05249HFW7	CP - INT	City of Austin, TX 1.750 04/02/20	0.00	2,740,000.00	0.00	0.00	0.00	2,740,000.00	0.00	2,739,863.00	2,739,863.00
66844CD84	CP - DISC	Northwestern Univ 0.000 04/08/20	0.00	2,992,266.67	0.00	6,800.00	0.00	2,999,066.67	0.00	2,998,620.00	2,998,620.00
912828X21	TREAS NOTE	U.S. Treasury 1.500 04/15/20	4,985,374.65	0.00	0.00	12,675.30	0.00	4,998,049.95	4,998,633.00	5,002,714.50	4,081.50
912828ND8	TREAS NOTE	U.S. Treasury 3.500 05/15/20	5,017,880.20	0.00	0.00	(12,052.60)	0.00	5,005,827.60	5,033,398.50	5,020,600.50	(12,798.00)
02665JEJ5	CP - DISC	American Honda Finance 0.000 05/18/20	0.00	4,976,625.00	0.00	12,604.15	0.00	4,989,229.15	0.00	4,991,666.50	4,991,666.50
78009AEV2	CP - DISC	Royal Bank of Canada 0.000 05/29/20	2,479,926.40	0.00	0.00	12,259.70	0.00	2,492,186.10	2,480,000.00	2,494,563.00	14,563.00
30229AF46	CP - DISC	Exxon Mobil 0.000 06/04/20	0.00	4,988,194.44	0.00	2,916.66	0.00	4,991,111.10	0.00	4,980,924.50	4,980,924.50
78009AFF6	CP - DISC	Royal Bank of Canada 0.000 06/15/20	1,487,411.67	0.00	0.00	6,900.83	0.00	1,494,312.50	1,486,848.75	1,495,873.80	9,025.05
912828XU9	TREAS NOTE	U.S. Treasury 1.500 06/15/20	2,985,989.04	0.00	0.00	7,680.72	0.00	2,993,669.76	2,998,945.20	3,008,664.00	9,718.80
89233GGD2	CP - DISC	Toyota Mtr Cr 0.000 07/13/20	1,979,091.12	0.00	0.00	9,807.76	0.00	1,988,898.88	1,979,633.40	1,990,772.80	11,139.40
46640PGH0	CP - DISC	J.P.Morgan Sec 0.000 07/17/20	1,484,655.00	0.00	0.00	7,052.51	0.00	1,491,707.51	1,485,290.55	1,493,115.00	7,824.45
CD-8603-2	CD	East West Bk CD 1.710 07/28/20	0.00	5,218,854.53	0.00	0.00	0.00	5,218,854.53	0.00	5,218,854.53	5,218,854.53
912828VP2	TREAS NOTE	U.S. Treasury 2.000 07/31/20	4,008,216.52	0.00	0.00	(3,508.96)	0.00	4,004,707.56	4,008,246.40	4,025,625.20	17,378.80
91514BGW7	CP - INT	Univ of TX 1.860 07/31/20	3,500,000.00	0.00	0.00	0.00	0.00	3,500,000.00	3,499,405.00	3,493,455.00	(5,950.00)
CD-8019-2	CD	Independent Bk CD 1.730 08/12/20	0.00	5,132,974.26	0.00	0.00	0.00	5,132,974.26	0.00	5,132,974.26	5,132,974.26
912828VV9	TREAS NOTE	U.S. Treasury 2.125 08/31/20	0.00	3,009,726.56	0.00	(2,779.79)	0.00	3,006,946.77	0.00	3,024,843.90	3,024,843.90
3137EAEJ4	AGCY BULET	FHLMC 1.625 09/29/20	3,999,410.12	0.00	0.00	214.32	0.00	3,999,624.44	3,999,750.40	4,021,445.20	21,694.80
912828Z22	TREAS NOTE	U.S. Treasury 1.625 10/15/20	4,999,691.65	0.00	0.00	97.20	0.00	4,999,788.85	4,999,210.50	5,040,039.00	40,828.50
78009ALA0	CP - DISC	Royal Bank of Canada 0.000 11/10/20	0.00	3,953,893.33	0.00	7,453.35	0.00	3,961,346.68	0.00	3,964,234.80	3,964,234.80
3133XDVS7	AGCY BULET	FHLB 5.250 12/11/20	0.00	3,137,963.85	0.00	(15,417.23)	0.00	3,122,546.62	0.00	3,150,094.52	3,150,094.52

CUSIP	Security Type	Security Description	12/31/19 Book Value	Cost of Purchases	Maturities / Calls / Sales	Amortization / Accretion	Realized Gain/(Loss)	03/31/20 Book Value	12/31/19 Market Value	03/31/20 Market Value	Change in Mkt Value
Pooled Funds											
9128283X6	TREAS NOTE	U.S. Treasury 2.250 02/15/21	5,033,199.25	0.00	0.00	(7,282.05)	0.00	5,025,917.20	5,033,043.00	5,093,359.50	60,316.50
9128284B3	TREAS NOTE	U.S. Treasury 2.375 03/15/21	5,041,733.90	0.00	0.00	(8,554.55)	0.00	5,033,179.35	5,042,929.50	5,107,422.00	64,492.50
3130AHCE1	AGCY CALL	FHLB 1.750 04/15/21	2,998,707.06	0.00	0.00	248.46	0.00	2,998,955.52	2,998,402.80	3,001,447.20	3,044.40
3133ELGJ7	AGCY CALL	FFCB 1.620 10/13/21	0.00	4,997,000.00	0.00	300.60	0.00	4,997,300.60	0.00	5,000,095.00	5,000,095.00
3130ADRG9	AGCY BULET	FHLB 2.750 03/10/23	0.00	4,753,806.46	0.00	(4,197.53)	0.00	4,749,608.93	0.00	4,800,484.80	4,800,484.80
Total for Pooled Funds			105,546,641.03	56,952,218.47	(51,535,001.05)	36,727.96	0.00	111,000,586.41	105,612,832.56	111,356,528.39	5,743,695.83
Total for Town of Addison			105,546,641.03	56,952,218.47	(51,535,001.05)	36,727.96	0.00	111,000,586.41	105,612,832.56	111,356,528.39	5,743,695.83

CUSIP	Security Type	Security Description	Beg. Accrued	Interest Earned	Interest Rec'd / Sold / Matured	Interest Purchased	Ending Accrued	Disc Accr / Prem Amort	Net Income
Pooled Funds									
TEXPOOL	LGIP	TexPool	0.00	16,877.61	16,877.61	0.00	0.00	0.00	16,877.61
TEXSTAR	LGIP	TexSTAR	0.00	42,320.13	42,320.13	0.00	0.00	0.00	42,320.13
05249HFU1	CP - INT	City of Austin, TX 1.900 01/08/20	8,985.70	998.41	9,984.11	0.00	0.00	0.00	998.41
66844CAN4	CP - DISC	Northwestern Univ 0.000 01/22/20	0.00	0.00	0.00	0.00	0.00	3,237.51	3,237.51
CD-8603-1	CD	East West Bk CD 2.250 01/28/20	320.21	8,332.49	8,652.70	0.00	0.00	0.00	8,332.49
9128283S7	TREAS NOTE	U.S. Treasury 2.000 01/31/20	25,108.70	4,891.30	30,000.00	0.00	0.00	1,217.40	6,108.70
3130ADN32	AGCY BULET	FHLB 2.125 02/11/20	24,791.67	7,083.33	31,875.00	0.00	0.00	1,370.73	8,454.06
CD-8019-1	CD	East West Bk CD 2.100 02/12/20	293.93	12,065.51	12,359.44	0.00	0.00	0.00	12,065.51
912828MP2	TREAS NOTE	U.S. Treasury 3.625 02/15/20	54,769.02	17,730.98	72,500.00	0.00	0.00	(4,205.60)	13,525.38
912828J50	TREAS NOTE	U.S. Treasury 1.375 02/29/20	13,938.87	6,686.13	20,625.00	0.00	0.00	5,897.34	12,583.47
13068CEA9	CP - INT	State of CA 1.730 03/11/20	3,791.78	13,234.97	17,026.75	0.00	0.00	0.00	13,234.97
3133XXP50	AGCY BULET	FHLB 4.125 03/13/20	55,687.50	37,125.00	92,812.50	0.00	0.00	(13,311.05)	23,813.95
89233GCS3	CP - DISC	Toyota Mtr Cr 0.000 03/26/20	0.00	0.00	0.00	0.00	0.00	9,302.78	9,302.78
05249HFW7	CP - INT	City of Austin, TX 1.750 04/02/20	0.00	11,035.07	0.00	0.00	11,035.07	0.00	11,035.07
66844CD84	CP - DISC	Northwestern Univ 0.000 04/08/20	0.00	0.00	0.00	0.00	0.00	6,800.00	6,800.00
912828X21	TREAS NOTE	U.S. Treasury 1.500 04/15/20	15,983.61	18,647.54	0.00	0.00	34,631.15	12,675.30	31,322.84
912828ND8	TREAS NOTE	U.S. Treasury 3.500 05/15/20	22,596.15	43,750.00	0.00	0.00	66,346.15	(12,052.60)	31,697.40
02665JEJ5	CP - DISC	American Honda Finance 0.000 05/18/20	0.00	0.00	0.00	0.00	0.00	12,604.15	12,604.15
78009AEV2	CP - DISC	Royal Bank of Canada 0.000 05/29/20	0.00	0.00	0.00	0.00	0.00	12,259.70	12,259.70
30229AF46	CP - DISC	Exxon Mobil 0.000 06/04/20	0.00	0.00	0.00	0.00	0.00	2,916.66	2,916.66
78009AFF6	CP - DISC	Royal Bank of Canada 0.000 06/15/20	0.00	0.00	0.00	0.00	0.00	6,900.83	6,900.83
912828XU9	TREAS NOTE	U.S. Treasury 1.500 06/15/20	2,090.16	11,188.53	0.00	0.00	13,278.69	7,680.72	18,869.25
89233GGD2	CP - DISC	Toyota Mtr Cr 0.000 07/13/20	0.00	0.00	0.00	0.00	0.00	9,807.76	9,807.76
46640PGH0	CP - DISC	J.P.Morgan Sec 0.000 07/17/20	0.00	0.00	0.00	0.00	0.00	7,052.51	7,052.51
CD-8603-2	CD	East West Bk CD 1.710 07/28/20	0.00	15,868.68	15,624.18	0.00	244.50	0.00	15,868.68
912828VP2	TREAS NOTE	U.S. Treasury 2.000 07/31/20	33,478.26	19,928.33	40,000.00	0.00	13,406.59	(3,508.96)	16,419.37
91514BGW7	CP - INT	Univ of TX 1.860 07/31/20	10,307.50	16,455.83	0.00	0.00	26,763.33	0.00	16,455.83
CD-8019-2	CD	Independent Bk CD 1.730 08/12/20	0.00	12,150.34	11,907.05	0.00	243.29	0.00	12,150.34
912828VV9	TREAS NOTE	U.S. Treasury 2.125 08/31/20	0.00	10,622.46	31,875.00	(26,796.02)	5,543.48	(2,779.79)	7,842.67
3137EAEJ4	AGCY BULET	FHLMC 1.625 09/29/20	16,611.11	16,250.00	32,500.00	0.00	361.11	214.32	16,464.32
912828Z22	TREAS NOTE	U.S. Treasury 1.625 10/15/20	17,315.57	20,201.51	0.00	0.00	37,517.08	97.20	20,298.71
78009ALA0	CP - DISC	Royal Bank of Canada 0.000 11/10/20	0.00	0.00	0.00	0.00	0.00	7,453.35	7,453.35
3133XDVS7	AGCY BULET	FHLB 5.250 12/11/20	0.00	22,203.13	0.00	(26,643.75)	48,846.88	(15,417.23)	6,785.90
9128283X6	TREAS NOTE	U.S. Treasury 2.250 02/15/21	42,493.21	27,973.82	56,250.00	0.00	14,217.03	(7,282.05)	20,691.77

CUSIP	Security Type	Security Description	Beg. Accrued	Interest Earned	Interest Rec'd / Sold / Matured	Interest Purchased	Ending Accrued	Disc Accr / Prem Amort	Net Income
Pooled Funds									
9128284B3	TREAS NOTE	U.S. Treasury 2.375 03/15/21	35,233.52	29,627.21	59,375.00	0.00	5,485.73	(8,554.55)	21,072.66
3130AHCE1	AGCY CALL	FHLB 1.750 04/15/21	11,083.33	13,125.00	0.00	0.00	24,208.33	248.46	13,373.46
3133ELGJ7	AGCY CALL	FFCB 1.620 10/13/21	0.00	15,300.00	0.00	(2,250.00)	17,550.00	300.60	15,600.60
3130ADRG9	AGCY BULET	FHLB 2.750 03/10/23	0.00	6,187.50	0.00	(1,031.25)	7,218.75	(4,197.53)	1,989.97
Total for Pooled Funds			394,879.80	477,860.81	602,564.47	(56,721.02)	326,897.16	36,727.96	514,588.77
Total for Town of Addison			394,879.80	477,860.81	602,564.47	(56,721.02)	326,897.16	36,727.96	514,588.77

Trade Date	Settle Date	CUSIP	Security Type	Security Description	Coupon	Mty Date	Call Date	Par Value	Price	Principal Amount	Int Purchased / Received	Total Amount	Realized Gain / Loss	YTM	YTW
Pooled Funds															
Maturities															
01/08/20	01/08/20	05249HFU1	CP - INT	City of Austin, TX	1.900	01/08/20		2,740,000.00	100.000	2,740,000.00	9,984.11	2,749,984.11		1.900	
01/22/20	01/22/20	66844CAN4	CP - DISC	Northwestern Univ		01/22/20		3,000,000.00	100.000	3,000,000.00	0.00	3,000,000.00		1.859	
01/28/20	01/28/20	CD-8603-1	CD	East West Bk CD	2.250	01/28/20		5,194,577.65	100.000	5,194,577.65	0.00	5,194,577.65		2.250	
01/31/20	01/31/20	9128283S7	TREAS NOTE	U.S. Treasury	2.000	01/31/20		3,000,000.00	100.000	3,000,000.00	0.00	3,000,000.00		2.504	
02/11/20	02/11/20	3130ADN32	AGCY BULET	FHLB	2.125	02/11/20		3,000,000.00	100.000	3,000,000.00	0.00	3,000,000.00		2.541	
02/12/20	02/12/20	CD-8019-1	CD	East West Bk CD	2.100	02/12/20		5,117,827.32	100.000	5,117,827.32	0.00	5,117,827.32		2.100	
02/15/20	02/15/20	912828MP2	TREAS NOTE	U.S. Treasury	3.625	02/15/20		4,000,000.00	100.000	4,000,000.00	0.00	4,000,000.00		2.753	
02/29/20	02/29/20	912828J50	TREAS NOTE	U.S. Treasury	1.375	02/29/20		3,000,000.00	100.000	3,000,000.00	0.00	3,000,000.00		2.604	
03/11/20	03/11/20	13068CEA9	CP - INT	State of CA	1.730	03/11/20		4,000,000.00	100.000	4,000,000.00	17,026.75	4,017,026.75		1.730	
03/13/20	03/13/20	3133XXP50	AGCY BULET	FHLB	4.125	03/13/20		4,500,000.00	100.000	4,500,000.00	0.00	4,500,000.00		2.627	
03/26/20	03/26/20	89233GCS3	CP - DISC	Toyota Mtr Cr		03/26/20		2,000,000.00	100.000	2,000,000.00	0.00	2,000,000.00		1.992	
Total for: Maturities								39,552,404.97		39,552,404.97	27,010.86	39,579,415.83		2.273	
Purchases															
01/08/20	01/08/20	05249HFW7	CP - INT	City of Austin, TX	1.750	04/02/20		2,740,000.00	100.000	2,740,000.00	0.00	2,740,000.00		1.750	1.750
01/21/20	01/23/20	3133ELGJ7	AGCY CALL	FFCB	1.620	10/13/21	04/13/20	5,000,000.00	99.940	4,997,000.00	2,250.00	4,999,250.00		1.656	1.656
01/28/20	01/28/20	CD-8603-2	CD	East West Bk CD	1.710	07/28/20		5,203,230.35	100.000	5,203,230.35	0.00	5,203,230.35		1.710	1.710
01/30/20	01/31/20	912828VV9	TREAS NOTE	U.S. Treasury	2.125	08/31/20		3,000,000.00	100.324	3,009,726.56	26,796.02	3,036,522.58		1.560	1.560
02/05/20	02/06/20	02665JEJ5	CP - DISC	American Honda Finance		05/18/20		5,000,000.00	99.533	4,976,625.00	0.00	4,976,625.00		1.658	1.658
02/10/20	02/10/20	66844CD84	CP - DISC	Northwestern Univ		04/08/20		3,000,000.00	99.742	2,992,266.67	0.00	2,992,266.67		1.604	1.604
02/11/20	02/11/20	3133XDVS7	AGCY BULET	FHLB	5.250	12/11/20		3,045,000.00	103.053	3,137,963.85	26,643.75	3,164,607.60		1.546	1.546
02/12/20	02/12/20	CD-8019-2	CD	Independent Bk CD	1.730	08/12/20		5,121,067.21	100.000	5,121,067.21	0.00	5,121,067.21		1.730	1.730
02/14/20	02/18/20	78009ALA0	CP - DISC	Royal Bank of Canada		11/10/20		4,000,000.00	98.847	3,953,893.33	0.00	3,953,893.33		1.578	1.578
03/10/20	03/11/20	30229AF46	CP - DISC	Exxon Mobil		06/04/20		5,000,000.00	99.764	4,988,194.44	0.00	4,988,194.44		1.002	1.002
03/11/20	03/13/20	3130ADRG9	AGCY BULET	FHLB	2.750	03/10/23		4,500,000.00	105.640	4,753,806.46	1,031.25	4,754,837.71		0.837	0.837
Total for: Purchases								45,609,297.56		45,873,773.87	56,721.02	45,930,494.89		1.500	1.500
Income Payments															
01/28/20	01/28/20	CD-8603-1	CD	East West Bk CD	2.250	01/28/20				0.00	8,652.70	8,652.70			
01/31/20	01/31/20	9128283S7	TREAS NOTE	U.S. Treasury	2.000	01/31/20				0.00	30,000.00	30,000.00			

Trade Date	Settle Date	CUSIP	Security Type	Security Description	Coupon	Mty Date	Call Date	Par Value	Price	Principal Amount	Int Purchased / Received	Total Amount	Realized Gain / Loss	YTM	YTW
Pooled Funds															
Income Payments															
01/31/20	01/31/20	912828VP2	TREAS NOTE	U.S. Treasury	2.000	07/31/20				0.00	40,000.00	40,000.00			
01/31/20	01/31/20	CD-8019-1	CD	East West Bk CD	2.100	02/12/20		9,119.55	100.000	9,119.55	0.00	9,119.55			
01/31/20	01/31/20	CD-8603-2	CD	East West Bk CD	1.710	07/28/20		975.14	100.000	975.14	0.00	975.14			
02/11/20	02/11/20	3130ADN32	AGCY BULET	FHLB	2.125	02/11/20				0.00	31,875.00	31,875.00			
02/12/20	02/12/20	CD-8019-1	CD	East West Bk CD	2.100	02/12/20		3,239.89	100.000	3,239.89	0.00	3,239.89			
02/18/20	02/15/20	9128283X6	TREAS NOTE	U.S. Treasury	2.250	02/15/21				0.00	56,250.00	56,250.00			
02/18/20	02/15/20	912828MP2	TREAS NOTE	U.S. Treasury	3.625	02/15/20				0.00	72,500.00	72,500.00			
02/29/20	02/29/20	CD-8603-2	CD	East West Bk CD	1.710	07/28/20		7,075.23	100.000	7,075.23	0.00	7,075.23			
02/29/20	02/29/20	CD-8019-2	CD	Independent Bk CD	1.730	08/12/20		4,370.81	100.000	4,370.81	0.00	4,370.81			
03/02/20	02/29/20	912828J50	TREAS NOTE	U.S. Treasury	1.375	02/29/20				0.00	20,625.00	20,625.00			
03/02/20	02/29/20	912828VV9	TREAS NOTE	U.S. Treasury	2.125	08/31/20				0.00	31,875.00	31,875.00			
03/13/20	03/13/20	3133XP50	AGCY BULET	FHLB	4.125	03/13/20				0.00	92,812.50	92,812.50			
03/16/20	03/15/20	9128284B3	TREAS NOTE	U.S. Treasury	2.375	03/15/21				0.00	59,375.00	59,375.00			
03/30/20	03/29/20	3137EAEJ4	AGCY BULET	FHLMC	1.625	09/29/20				0.00	32,500.00	32,500.00			
03/31/20	03/31/20	CD-8603-2	CD	East West Bk CD	1.710	07/28/20		7,573.81	100.000	7,573.81	0.00	7,573.81			
03/31/20	03/31/20	CD-8019-2	CD	Independent Bk CD	1.730	08/12/20		7,536.24	100.000	7,536.24	0.00	7,536.24			
Total for: Income Payments										0.00	516,355.87	516,355.87			
Capitalized Interest															
01/31/20	01/31/20	CD-8019-1	CD	East West Bk CD	2.100	02/12/20		9,119.55	100.000	9,119.55	0.00	9,119.55			
01/31/20	01/31/20	CD-8603-2	CD	East West Bk CD	1.710	07/28/20		975.14	100.000	975.14	0.00	975.14			
02/29/20	02/29/20	CD-8603-2	CD	East West Bk CD	1.710	07/28/20		7,075.23	100.000	7,075.23	0.00	7,075.23			
02/29/20	02/29/20	CD-8019-2	CD	Independent Bk CD	1.730	08/12/20		4,370.81	100.000	4,370.81	0.00	4,370.81			
03/31/20	03/31/20	CD-8603-2	CD	East West Bk CD	1.710	07/28/20		7,573.81	100.000	7,573.81	0.00	7,573.81			
03/31/20	03/31/20	CD-8019-2	CD	Independent Bk CD	1.730	08/12/20		7,536.24	100.000	7,536.24	0.00	7,536.24			
Total for: Capitalized Interest								36,650.78	36,650.78	0.00	36,650.78				

Trade Date	Settle Date	CUSIP	Security Type	Security Description	Coupon	Mty Date	Call Date	Par Value	Price	Principal Amount	Int Purchased / Received	Total Amount	Realized Gain / Loss	YTM	YTW
------------	-------------	-------	---------------	----------------------	--------	----------	-----------	-----------	-------	------------------	--------------------------	--------------	----------------------	-----	-----

Total for All Portfolios

Transaction Type	Quantity	Total Amount	Realized G/L	YTM	YTW
Total Maturities	39,552,404.97	39,579,415.83		2.273	
Total Purchases	45,609,297.56	45,930,494.89		1.500	1.500
Total Income Payments	0.00	516,355.87			
Total Capitalized Interest	36,650.78	36,650.78			

CUSIP	Settle Date	Security Type	Security Description	Next Call Date	Purchase Qty	Orig Price	Original Cost	Amrt/Accr for Period	Total Amrt/Accr Since Purch	Remaining Disc / Prem	Book Value
Pooled Funds											
05249HFU1	10/30/19	CP - INT	City of Austin, TX 1.900 01/08/20		0.00	100.000	0.00	0.00	0.00	0.00	0.00
66844CAN4	10/22/19	CP - DISC	Northwestern Univ 0.000 01/22/20		0.00	99.527	0.00	3,237.51	0.00	0.00	0.00
CD-8603-1	07/28/19	CD	East West Bk CD 2.250 01/28/20		0.00	100.000	0.00	0.00	0.00	0.00	0.00
9128283S7	03/21/19	TREAS NOTE	U.S. Treasury 2.000 01/31/20		0.00	99.570	0.00	1,217.40	0.00	0.00	0.00
3130ADN32	03/20/19	AGCY BULET	FHLB 2.125 02/11/20		0.00	99.634	0.00	1,370.73	0.00	0.00	0.00
CD-8019-1	08/12/19	CD	East West Bk CD 2.100 02/12/20		0.00	100.000	0.00	0.00	0.00	0.00	0.00
912828MP2	12/17/18	TREAS NOTE	U.S. Treasury 3.625 02/15/20		0.00	100.988	0.00	(4,205.60)	0.00	0.00	0.00
912828J50	01/30/19	TREAS NOTE	U.S. Treasury 1.375 02/29/20		0.00	98.699	0.00	5,897.34	0.00	0.00	0.00
13068CEA9	12/13/19	CP - INT	State of CA 1.730 03/11/20		0.00	100.000	0.00	0.00	0.00	0.00	0.00
3133XXP50	01/18/19	AGCY BULET	FHLB 4.125 03/13/20		0.00	101.688	0.00	(13,311.05)	0.00	0.00	0.00
89233GCS3	09/03/19	CP - DISC	Toyota Mtr Cr 0.000 03/26/20		0.00	98.878	0.00	9,302.78	0.00	0.00	0.00
05249HFW7	01/08/20	CP - INT	City of Austin, TX 1.750 04/02/20		2,740,000.00	100.000	2,740,000.00	0.00	0.00	0.00	2,740,000.00
66844CD84	02/10/20	CP - DISC	Northwestern Univ 0.000 04/08/20		3,000,000.00	99.742	2,992,266.67	6,800.00	6,800.00	933.33	2,999,066.67
912828X21	02/08/19	TREAS NOTE	U.S. Treasury 1.500 04/15/20		5,000,000.00	98.805	4,940,234.38	12,675.30	57,815.57	1,950.05	4,998,049.95
912828ND8	02/27/19	TREAS NOTE	U.S. Treasury 3.500 05/15/20		5,000,000.00	101.156	5,057,812.50	(12,052.60)	(51,984.90)	(5,827.60)	5,005,827.60
02665JEJ5	02/06/20	CP - DISC	American Honda Finance 0.000 05/18/20		5,000,000.00	99.533	4,976,625.00	12,604.15	12,604.15	10,770.85	4,989,229.15
78009AEV2	09/30/19	CP - DISC	Royal Bank of Canada 0.000 05/29/20		2,500,000.00	98.696	2,467,397.22	12,259.70	24,788.88	7,813.90	2,492,186.10
30229AF46	03/11/20	CP - DISC	Exxon Mobil 0.000 06/04/20		5,000,000.00	99.764	4,988,194.44	2,916.66	2,916.66	8,888.90	4,991,111.10
78009AFF6	12/16/19	CP - DISC	Royal Bank of Canada 0.000 06/15/20		1,500,000.00	99.080	1,486,198.33	6,900.83	8,114.17	5,687.50	1,494,312.50
912828XU9	02/28/19	TREAS NOTE	U.S. Treasury 1.500 06/15/20		3,000,000.00	98.680	2,960,390.63	7,680.72	33,279.13	6,330.24	2,993,669.76
89233GGD2	10/17/19	CP - DISC	Toyota Mtr Cr 0.000 07/13/20		2,000,000.00	98.545	1,970,900.00	9,807.76	17,998.88	11,101.12	1,988,898.88
46640PGH0	10/23/19	CP - DISC	J.P.Morgan Sec 0.000 07/17/20		1,500,000.00	98.615	1,479,230.00	7,052.51	12,477.51	8,292.49	1,491,707.51
CD-8603-2	01/28/20	CD	East West Bk CD 1.710 07/28/20		5,218,854.53	100.000	5,218,854.53	0.00	0.00	0.00	5,218,854.53
912828VP2	10/17/19	TREAS NOTE	U.S. Treasury 2.000 07/31/20		4,000,000.00	100.277	4,011,093.75	(3,508.96)	(6,386.19)	(4,707.56)	4,004,707.56
91514BGW7	11/05/19	CP - INT	Univ of TX 1.860 07/31/20		3,500,000.00	100.000	3,500,000.00	0.00	0.00	0.00	3,500,000.00
CD-8019-2	02/12/20	CD	Independent Bk CD 1.730 08/12/20		5,132,974.26	100.000	5,132,974.26	0.00	0.00	0.00	5,132,974.26
912828VV9	01/31/20	TREAS NOTE	U.S. Treasury 2.125 08/31/20		3,000,000.00	100.324	3,009,726.56	(2,779.79)	(2,779.79)	(6,946.77)	3,006,946.77
3137EAEJ4	12/10/19	AGCY BULET	FHLMC 1.625 09/29/20		4,000,000.00	99.984	3,999,360.00	214.32	264.44	375.56	3,999,624.44
912828Z22	10/16/19	TREAS NOTE	U.S. Treasury 1.625 10/15/20		5,000,000.00	99.992	4,999,609.38	97.20	179.47	211.15	4,999,788.85
78009ALA0	02/18/20	CP - DISC	Royal Bank of Canada 0.000 11/10/20		4,000,000.00	98.847	3,953,893.33	7,453.35	7,453.35	38,653.32	3,961,346.68
3133XDVS7	02/11/20	AGCY BULET	FHLB 5.250 12/11/20		3,045,000.00	103.053	3,137,963.85	(15,417.23)	(15,417.23)	(77,546.62)	3,122,546.62
9128283X6	12/27/19	TREAS NOTE	U.S. Treasury 2.250 02/15/21		5,000,000.00	100.672	5,033,593.75	(7,282.05)	(7,676.55)	(25,917.20)	5,025,917.20

CUSIP	Settle Date	Security Type	Security Description	Next Call Date	Purchase Qty	Orig Price	Original Cost	Amrt/Accr for Period	Total Amrt/Accr Since Purch	Remaining Disc / Prem	Book Value
Pooled Funds											
9128284B3	11/26/19	TREAS NOTE	U.S. Treasury 2.375 03/15/21		5,000,000.00	100.902	5,045,117.19	(8,554.55)	(11,937.84)	(33,179.35)	5,033,179.35
3130AHCE1	10/16/19	AGCY CALL	FHLB 1.750 04/15/21	04/15/20	3,000,000.00	99.950	2,998,500.00	248.46	455.52	1,044.48	2,998,955.52
3133ELGJ7	01/23/20	AGCY CALL	FFCB 1.620 10/13/21	04/13/20	5,000,000.00	99.940	4,997,000.00	300.60	300.60	2,699.40	4,997,300.60
3130ADRG9	03/13/20	AGCY BULET	FHLB 2.750 03/10/23		4,500,000.00	105.640	4,753,806.46	(4,197.53)	(4,197.53)	(249,608.93)	4,749,608.93
Total for Pooled Funds					95,636,828.79		95,850,742.23	36,727.96	85,068.30	(298,981.74)	95,935,810.53
Total for Town of Addison					95,636,828.79		95,850,742.23	36,727.96	85,068.30	(298,981.74)	95,935,810.53

CUSIP	Security Type	Security Description	Pay Date	Interest	Principal	Total Amount
Pooled Funds						
05249HFW7	CP - INT	City of Austin, TX 1.750 04/02/20	04/02/20	11,166.43	2,740,000.00	2,751,166.43
66844CD84	CP - DISC	Northwestern Univ 0.000 04/08/20	04/08/20	0.00	3,000,000.00	3,000,000.00
3133ELGJ7	AGCY CALL	FFCB 1.620 10/13/21	04/13/20	20,250.00	0.00	20,250.00
3130AHCE1	AGCY CALL	FHLB 1.750 04/15/21	04/15/20	26,250.00	0.00	26,250.00
912828Z22	TREAS NOTE	U.S. Treasury 1.625 10/15/20	04/15/20	40,625.00	0.00	40,625.00
912828X21	TREAS NOTE	U.S. Treasury 1.500 04/15/20	04/15/20	37,500.00	5,000,000.00	5,037,500.00
CD-8019-2	CD	Independent Bk CD 1.730 08/12/20	04/30/20	7,400.03	0.00	7,400.03
CD-8603-2	CD	East West Bk CD 1.710 07/28/20	04/30/20	7,436.86	0.00	7,436.86
912828ND8	TREAS NOTE	U.S. Treasury 3.500 05/15/20	05/15/20	87,500.00	5,000,000.00	5,087,500.00
02665JEJ5	CP - DISC	American Honda Finance 0.000 05/18/20	05/18/20	0.00	5,000,000.00	5,000,000.00
78009AEV2	CP - DISC	Royal Bank of Canada 0.000 05/29/20	05/29/20	0.00	2,500,000.00	2,500,000.00
CD-8019-2	CD	Independent Bk CD 1.730 08/12/20	05/31/20	7,400.03	0.00	7,400.03
CD-8603-2	CD	East West Bk CD 1.710 07/28/20	05/31/20	7,436.86	0.00	7,436.86
30229AF46	CP - DISC	Exxon Mobil 0.000 06/04/20	06/04/20	0.00	5,000,000.00	5,000,000.00
3133XDVS7	AGCY BULET	FHLB 5.250 12/11/20	06/11/20	79,931.25	0.00	79,931.25
78009AFF6	CP - DISC	Royal Bank of Canada 0.000 06/15/20	06/15/20	0.00	1,500,000.00	1,500,000.00
912828XU9	TREAS NOTE	U.S. Treasury 1.500 06/15/20	06/15/20	22,500.00	3,000,000.00	3,022,500.00
CD-8019-2	CD	Independent Bk CD 1.730 08/12/20	06/30/20	7,400.03	0.00	7,400.03
CD-8603-2	CD	East West Bk CD 1.710 07/28/20	06/30/20	7,436.86	0.00	7,436.86
89233GGD2	CP - DISC	Toyota Mtr Cr 0.000 07/13/20	07/13/20	0.00	2,000,000.00	2,000,000.00
46640PGH0	CP - DISC	J.P.Morgan Sec 0.000 07/17/20	07/17/20	0.00	1,500,000.00	1,500,000.00
CD-8603-2	CD	East West Bk CD 1.710 07/28/20	07/28/20	6,845.99	5,218,854.53	5,225,700.52
CD-8019-2	CD	Independent Bk CD 1.730 08/12/20	07/31/20	7,400.03	0.00	7,400.03
91514BGW7	CP - INT	Univ of TX 1.860 07/31/20	07/31/20	48,644.16	3,500,000.00	3,548,644.16
912828VP2	TREAS NOTE	U.S. Treasury 2.000 07/31/20	07/31/20	40,000.00	4,000,000.00	4,040,000.00
CD-8019-2	CD	Independent Bk CD 1.730 08/12/20	08/12/20	2,919.46	5,132,974.26	5,135,893.72
9128283X6	TREAS NOTE	U.S. Treasury 2.250 02/15/21	08/15/20	56,250.00	0.00	56,250.00
912828VV9	TREAS NOTE	U.S. Treasury 2.125 08/31/20	08/31/20	31,875.00	3,000,000.00	3,031,875.00
3130ADRG9	AGCY BULET	FHLB 2.750 03/10/23	09/10/20	61,875.00	0.00	61,875.00
9128284B3	TREAS NOTE	U.S. Treasury 2.375 03/15/21	09/15/20	59,375.00	0.00	59,375.00
Total for Pooled Funds				685,417.99	57,091,828.79	57,777,246.78

CUSIP	Security Type	Security Description	Pay Date	Interest	Principal	Total Amount
Total for All Portfolios						
			April 2020	150,628.32	10,740,000.00	10,890,628.32
			May 2020	102,336.89	12,500,000.00	12,602,336.89
			June 2020	117,268.14	9,500,000.00	9,617,268.14
			July 2020	102,890.18	16,218,854.53	16,321,744.71
			August 2020	91,044.46	8,132,974.26	8,224,018.72
			September 2020	121,250.00	0.00	121,250.00
Total Projected Cash Flows for Town of Addison				685,417.99	57,091,828.79	57,777,246.78