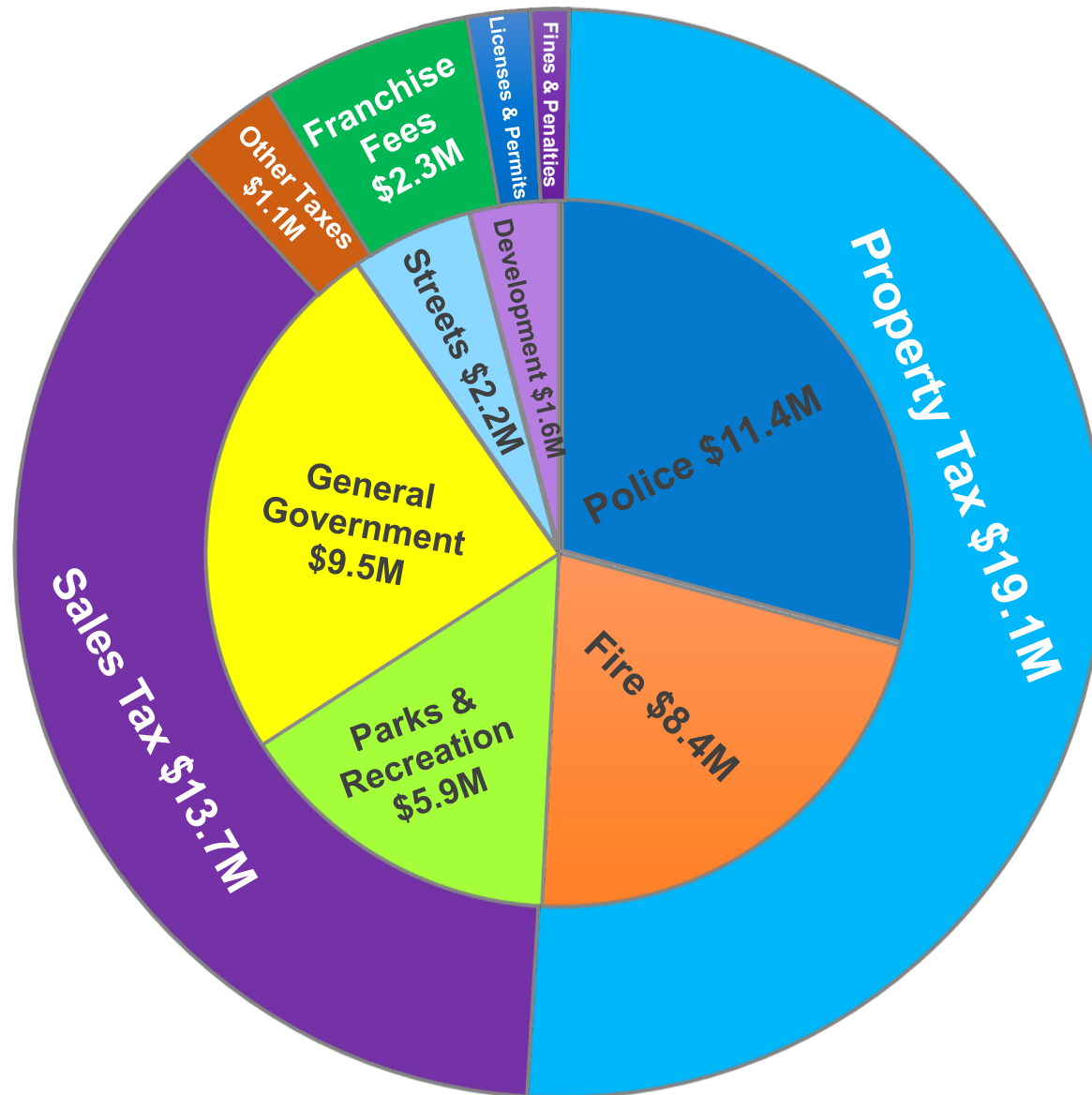




Budget Public Hearing FY2020

General Fund Overview



General Fund Overview

(excluding transfers)

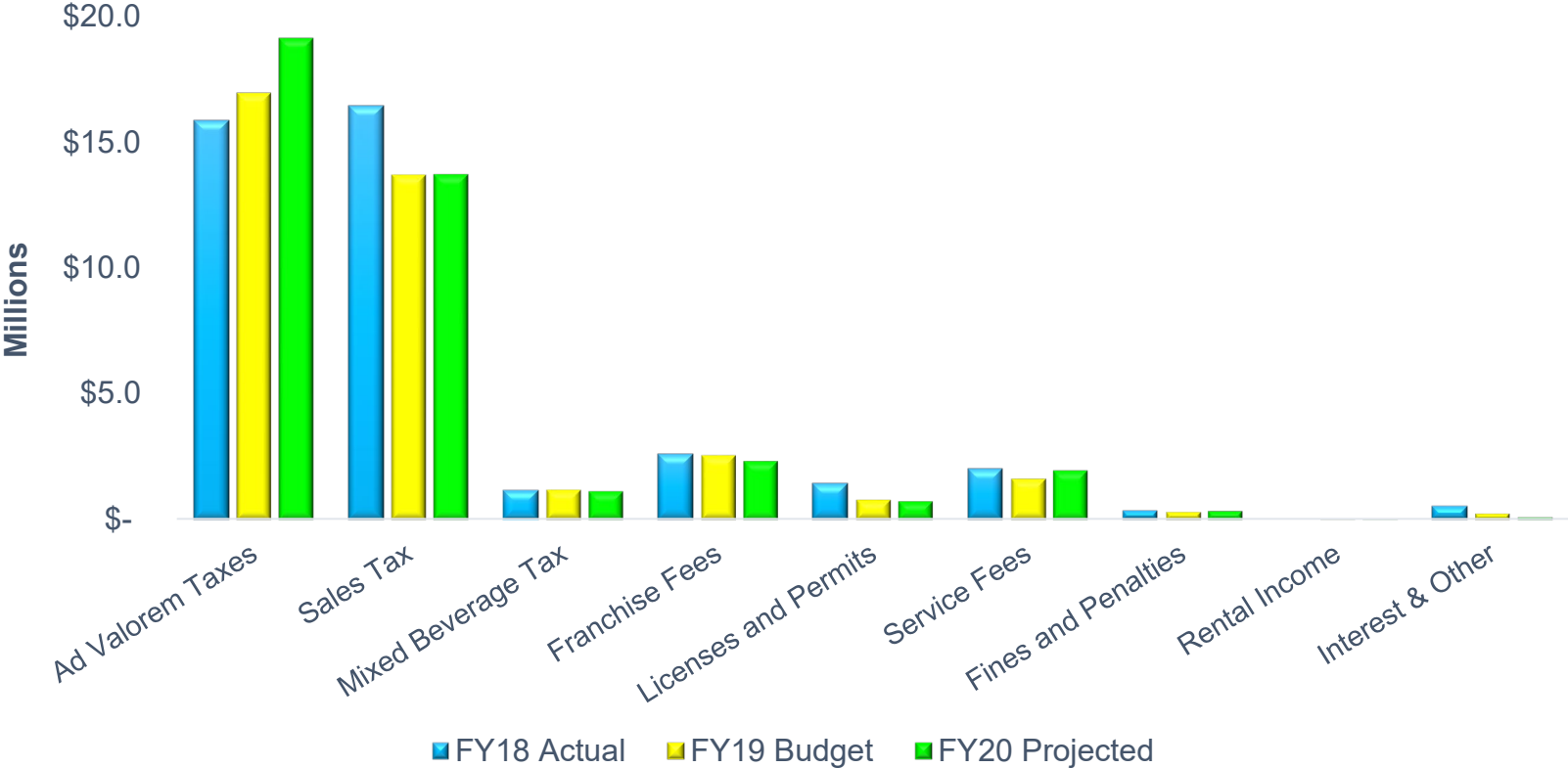
	FY2019 Budget	FY2020 Prop.	Difference
Total Revenue	\$37.4M	\$39.4M	\$2.0M
Total Expense	\$37.4M	\$39.0M	\$1.6M
Revenue to Expense	-	\$0.4M	\$0.4M

- Ad valorem taxes = \$19.1M
 - Increase of \$2.1M
- Sales tax = \$13.7M
 - No change from FY19
- Franchise Fees = \$2.3M
 - Decrease of \$0.2M

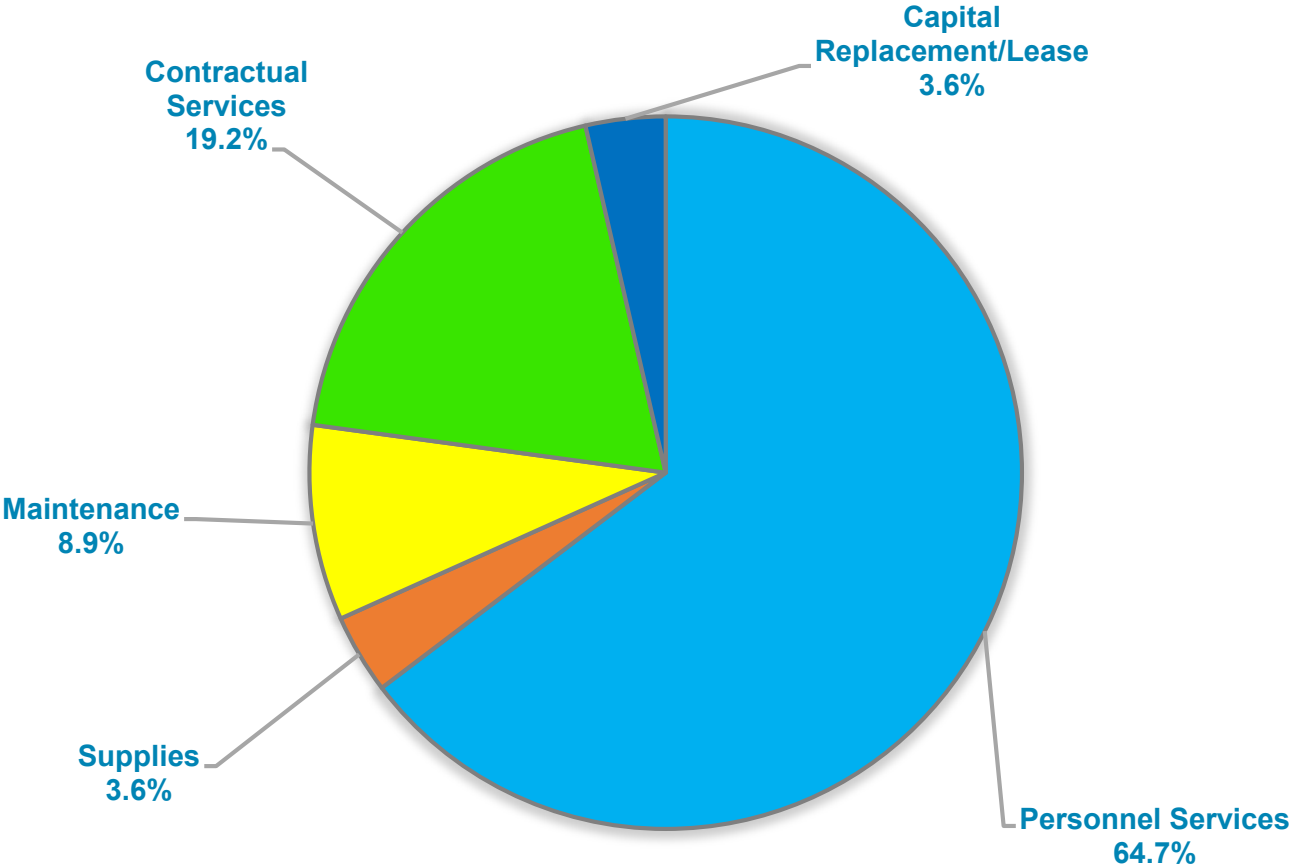


General Fund Revenues

\$39.4M



General Fund Proposed Expenses \$39.0M



Self-Funded Project Fund Overview

	FY2019 Budget	FY2020 Prop.	Difference
Total Revenue	\$3.1M	\$4.0M	\$0.9M
Total Expense	\$4.6M	\$4.5M	(\$0.1)M
Revenue to Expense	(\$1.5)M	(\$0.5)M	\$1.0M

- **Funding Source**
 - General Fund Transfer = \$4.0M
- **Expenses**
 - Enhanced Street Maintenance = \$1.1M
 - Asset Management Implementation = \$0.8M
 - Athletic Center Updates = \$0.4M



FY2020 Self-Funded Projects

Project	Funding
Records Management	\$50,000
GASB 87: Leases Analysis	\$10,000
Buildings – Emergency Repairs	\$170,000
Compensation – Market Update Study	\$25,000
Geo-tracking Services	\$40,000
North Texas Emergency Communications	\$300,000
Bay Door Replacement at Fire Stations	\$180,000
Fire Station Bay Air Filtration System	\$113,000



FY2020 Self-Funded Projects

Project	Funding
Fire Knox Vaults (Keys and Drugs)	\$24,000
Special Area Study	\$125,000
Asset Management Plan	\$50,000
Asset Management Implementation	\$800,000
Enhanced Street Maintenance	\$1,060,000
Trails and Bicycle Path Master Plan	\$117,700
Heavy Pruning Addison Circle District	\$65,000



FY2020 Self-Funded Projects

Project	Funding
Replacement Plantings	\$155,000
Imagination Playground	\$75,000
Athletic Center Building Updates	\$451,500
Addison Outdoors	\$68,200
Secure Athletic Center Administration Office	\$36,000
TOTAL	\$3,915,400



FY2019 Self-Funded Projects (Rolling Forward)

Project	Funding
CMMS Implementation	\$125,000
Unified Development Code	\$200,000
Bridge and Gazebo Renovations	\$286,000
TOTAL	\$611,000



Hotel Fund Overview

(excluding transfers)

	FY2019 Budget	FY2020 Prop.	Difference
Total Revenue	\$8.9M	\$7.6M	(\$1.3)M
Total Expense	\$8.2M	\$7.1M	(\$1.1)M
Revenue to Expense	\$0.7M	\$0.5M	(\$0.2)M

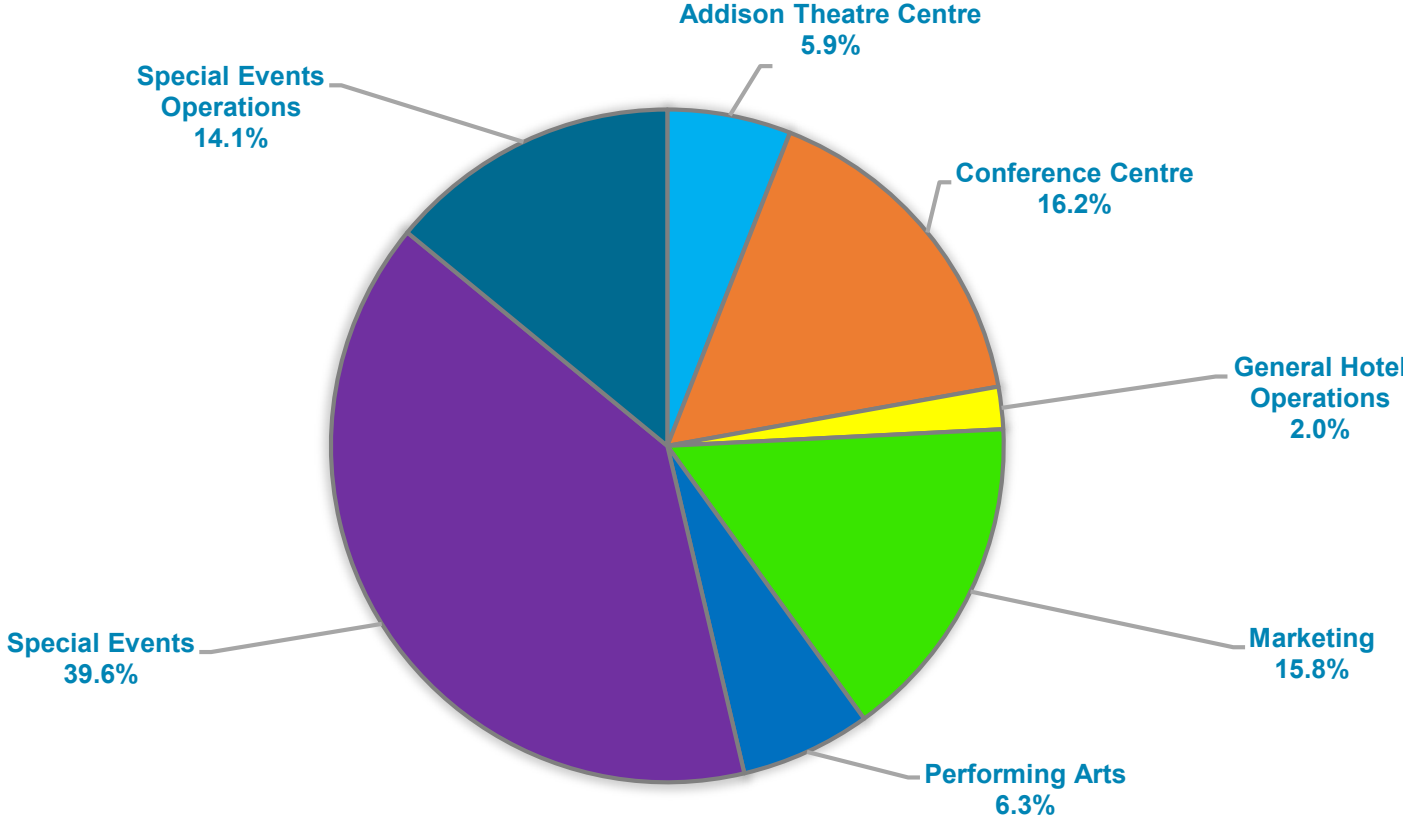
- Hotel Taxes = \$5.5M
- Special Events Revenues = \$1.3M



Hotel Fund Proposed Expenses

\$7.1M

(By function)



Economic Development Fund

	FY2019 Budget	FY2020 Prop.	Difference
Total Revenue	\$1.9M	\$2.0M	\$0.1M
Total Expense	\$1.9M	\$1.9M	-
Revenue to Expense	-	\$0.1M	\$0.1M

- Funding Sources

- Ad Valorem = \$1.1M
- Hotel Fund Transfer = \$0.8M

- Expenses

- Incentives = \$0.1M
- Operations = \$1.0M
- Tourism = \$0.8M



Utility Operating Fund (excluding transfers)

	FY2019 Budget	FY2020 Prop.	Difference
Total Revenue	\$12.8M	\$13.1M	\$0.3M
Total Expense	\$12.0M	\$13.1M	\$1.1M
Revenue to Expense	\$0.8M	-	(\$0.8)M

- Water
 - Sales = \$7.0M
 - Purchases = \$3.4M
- Wastewater
 - Charges = \$5.9M
 - Treatment = \$3.4M
- Operations = \$4.8M
- Debt Service = \$1.5M



Water and Sewer Rate Changes

Sample Residential Water and Sewer Bill

Consumption	Existing	New Rate	Change
5,000 gallons	\$52.92	\$56.33	\$3.41
8,000 gallons	\$77.82	\$82.82	\$5.00
10,000 gallons	\$94.42	\$100.48	\$6.06



Stormwater Operating Fund (excluding transfers)

	FY2019 Adopt.	FY2020 Prop.	Difference
Total Revenue	\$2.2M	\$2.4M	\$0.2M
Total Expense	\$1.5M	\$1.5M	-
Revenue to Expense	\$0.7M	\$0.9M	\$0.2M

- Drainage Fees = \$2.4M
 - Rates increasing per established schedule
- Expenses = \$1.5M
 - Debt payment of \$0.5M



Airport Fund Overview

	FY2019 Bud.	FY2020 Prop.	Difference
Total Revenue	\$5.4M	\$5.7M	\$0.3M
Total Expense	\$5.6M	\$5.6M	-
Revenue to Expense	(\$0.2)M	\$0.1M	\$0.3M

- Funding Sources
 - Service Fees = \$1.0M
 - Leases = \$4.5M
- Expenses
 - Operations = \$4.7M
 - Debt = \$0.9M



Capital Improvement Projects

All Funds

	Est. FY2019	FY2020	FY2021	FY2022	FY2023	TOTAL
General Obligation & Cert. of Obligation	\$4.2M	\$21.9M	\$11.5M	\$11.5M	\$0.5M	\$49.7M
General Fund Self-Funded Projects	2.6M	2.1M	-	-	-	4.7M
Streets Self-Funded Fund	0.1M	0.8M	-	-	-	0.9M
Infrastructure Investment Fund	0.7M	-	-	-	-	0.7M
Utility Certificates of Obligation	1.2M	4.8M	2.2M	1.3M	1.9M	11.4M
Utility Fund Cash Reserves	0.9M	1.8M	0.4M	0.3M	0.5M	3.9M
Stormwater Certificates of Obligation	3.0M	0.3M	0.3M	-	-	3.6M
Stormwater Fund Cash Reserves	-	1.2M	2.5M	1.7M	1.2M	6.6M
Airport Fund Certificates of Obligation	0.3M	5.1M	1.7M	-	-	7.1M
Airport Fund Grant Funds	-	0.8M	2.0M	6.9M	1.0M	10.6M
Airport Fund Cash Reserves	0.8M	2.7M	0.4M	0.9M	0.5M	5.3M
Hotel Fund	1.0M	-	-	-	-	1.0M
TOTAL PROJECTS	\$14.8M	\$41.5M	\$21.0M	\$22.6M	\$5.6M	\$105.5M

QUESTIONS?

