Budget Public Hearing FY2019

General Fund Overview

- Outside circle represents revenues
- Inside circle represents expenditures

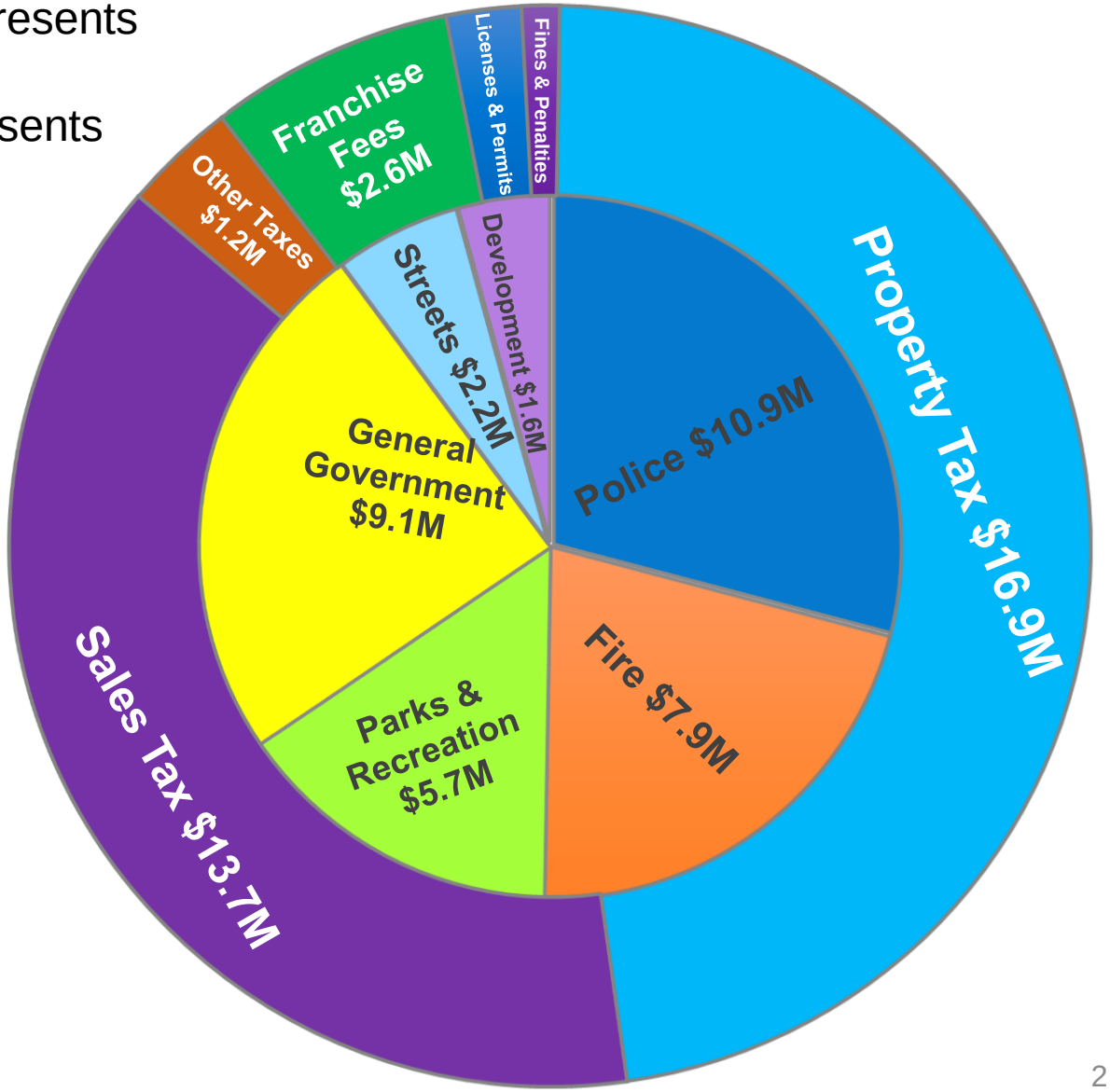

General Fund Overview
(excluding transfers)

	FY2018 Budget	FY2019 Prop.	Difference
Total Revenue	**$36.5M**	**$37.4M**	**$0.9M**
Total Expense	**$36.5M**	**$37.4M**	**$0.9M**
Revenue to Expense	**$-**	**$-**	**$-**

- O&M Tax rate = $0.377435*
- Tax levy = $16.9M
  - Increase of $1.2M
- Sales tax = $13.7M
  - Increase of $300K

*Portion of total O&M rate $0.407352 for general fund operations.

ADDISON®

General Fund Revenues
$37.4M

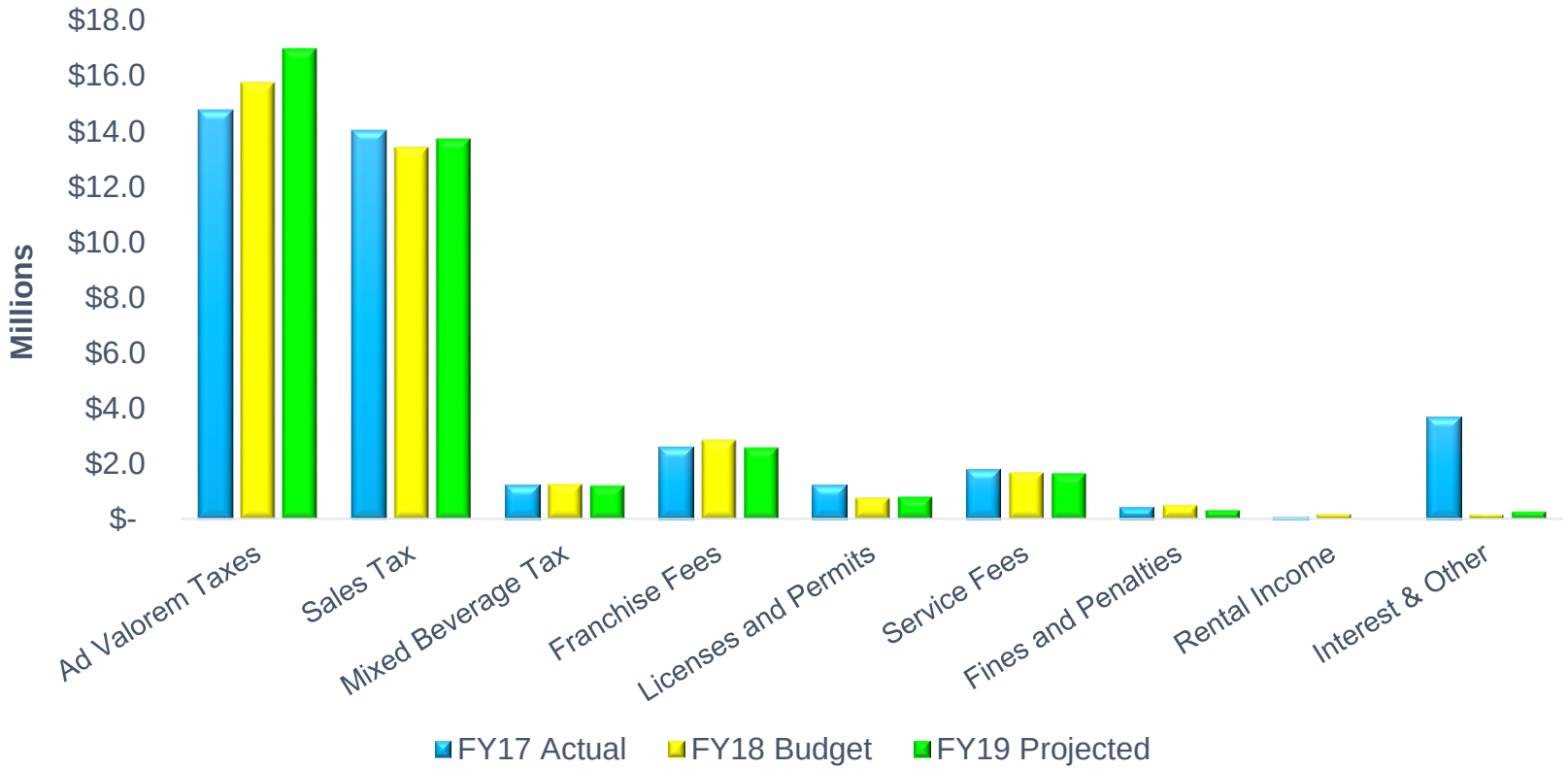

General Fund Proposed Expenses $37.4M

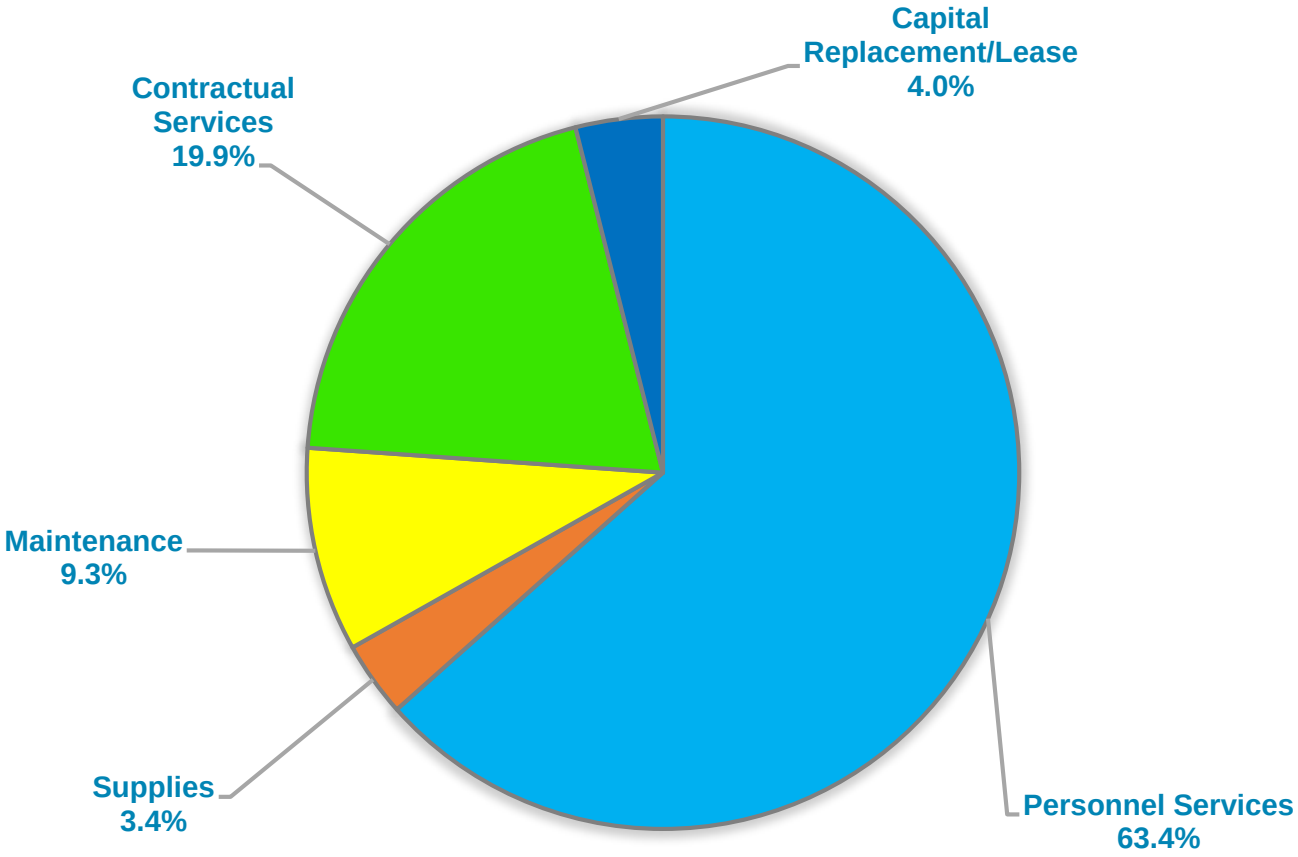

Self-Funded Project Fund Overview

	FY2018 Budget	FY2019 Prop.	Difference
Total Revenue	**$1.3M**	**$3.1M**	**$1.8M**
Total Expense	**$1.3M**	**$4.6M**	**$3.3M**
Revenue to Expense	**$-**	**($1.5)M**	**($1.5)M**

- Funding Sources
  - General Fund Transfer = $3.1M
- Expenses
  - Fire Training Center = $0.2M
  - Bridge & Gazebo Renovations = $0.3M
  - Asset Management Implementation = $0.95M

ADDISON®

Self-Funded Projects

Project	Funding
Records Management	$50,000
ADA Compliance Assistance	$20,000
Fire Station Fire Alarms	$60,500
ADA (Year 1)	91,500
Emergency Building Repairs	$166,560
Facility Consolidation Study	$100,000
Bullet Resistant Vets	$29,855
Fire Training Center Equity Buy-in (Year 3 of 3)	$175,000
Fire Personal Protective Equipment	$119,000

ADDISON®

Self-Funded Projects

Project	Funding
Unified Development Code (Year 1)	$175,000
Asset Management Plan (Phase 2)	$160,000
Asset Management Implementation	$950,000
Signal Timing Project (Year 2)	$90,000
ADA Engineering Support	$30,000
Bond Development Program	$150,000
Enhanced Street Maintenance	$700,000
Bridge and Gazebo Renovations	$286,000
Indoor Pool Resurfacing	$180,000
Athletic Club HVAC Improvements	$1,042,000

ADDISON®

Hotel Fund Overview
(excluding transfers)

	FY2018 Budget	FY2019 Prop.	Difference
Total Revenue	**$8.9M**	**$8.9M**	**-**
Total Expense	**$7.7M**	**$8.2M**	**$0.5M**
Revenue to Expense	**$1.2M**	**$0.7M**	**($0.5)M**

- Hotel Taxes = $5.5M
  - Decrease of $230K
- Special Events Revenues = $2.6M
  - Increase of $300K

Hotel Fund Proposed Expenses $8.2M
(By function)

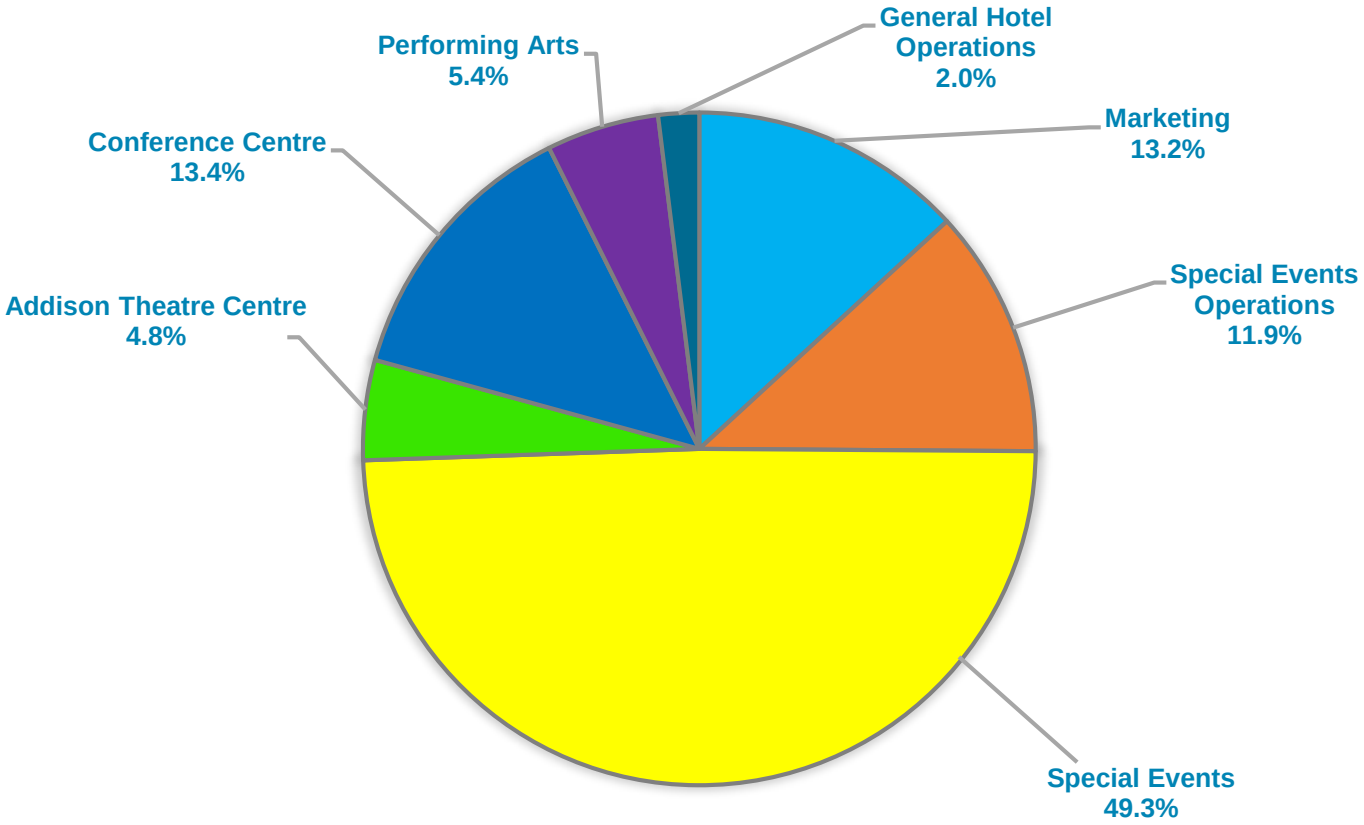

Economic Development Fund

	FY2018 Budget	FY2019 Prop.	Difference
Total Revenue	**$1.7M**	**$1.9M**	**$0.2M**
Total Expense	**$1.7M**	**$1.9M**	**$0.2M**
Revenue to Expense	**-**	**-**	**-**

- Funding Sources
  - Ad Valorem = $1.1M
  - Hotel Fund Transfer = $0.7M
- Expenses
  - Incentives = $0.1M
  - Operations = $1.1M
  - Tourism = $0.7M

ADDISON®

Utility Operating Fund
(excluding transfers)

	FY2018 Budget	FY2019 Prop.	Difference
Total Revenue	**$11.3M**	**$12.8M**	**$1.5M**
Total Expense	**$11.8M**	**$11.7M**	**($0.1)M**
Revenue to Expense	**($0.5)M**	**$1.1M**	**$1.6M**

- Water
  - Sales = $7.0M
  - Purchases = $3.5M
- Wastewater
  - Charges = $5.6M
  - Treatment = $3.0M
- Operations = $4.1M
- Debt Service = $1.1M

ADDISON®

Water and Sewer Rate Changes

Sample Residential Water and Sewer Bill			
Consumption	**Existing**	**New Rate**	**Change**
5,000 gallons*	$48.99	$52.91	$3.92
8,000 gallons	$72.03	$77.79	$5.76
10,000 gallons	$87.39	$94.38	$6.99

*average consumption

ADDISON®

Stormwater Operating Fund
(excluding transfers)

	FY2018 Adopt.	FY2019 Prop.	Difference
Total Revenue	**$2.0M**	**$2.1M**	**$0.1M**
Total Expense	**$1.3M**	**$1.5M**	**$0.2M**
Revenue to Expense	**$0.7M**	**$0.6M**	**($0.1)M**

- Drainage Fees = $2.1M
  - Rates increasing per established schedule
- Expenses = $1.5M
  - For operations only
  - Debt payment of $0.5M

ADDISON®

Airport Fund Overview

	FY2018 Adopt.	FY2019 Prop.	Difference
Total Revenue	**$5.5M**	**$5.4M**	**($0.1)M**
Total Expense	**$5.5M**	**$5.4M**	**($0.1)M**
Revenue to Expense	**$-**	**$-**	**$-**

- Funding Sources
  - Fuel Flowage = $0.9M
  - Leases = $4.3M
- Expenses
  - Operations = $4.5M
  - Debt = $0.9M

ADDISON®

Capital Improvement Projects
All Funds

	Prior	FY2018	FY2019	FY2020	FY2021	FY2022	TOTAL
FUNDING SOURCE							
General Obligation & Cert. of Oblig.	$21.8M	$10.2M	$3.5M	$-	$-	$-	$35.5M
General Fund Self-Funded Projects	-	0.1M	2.2M	-	-	-	2.3M
Streets Self-Funded Projects	-	-	0.9M	-	-	-	0.9M
Utility Certificates of Obligation	0.3M	3.7M	4.0M	3.1M	2.4M	1.6M	15.1M
Utility Fund Cash Reserves	-	-	2.2M	0.2M	-	0.2M	2.6M
Stormwater Certificates of Obligation	0.4M	1.3M	2.7M	-	-	-	4.4M
Stormwater Fund Cash Reserves	-	-	2.2M	1.9M	2.5M	3.1M	9.7M
Airport Certificates of Obligation	-	0.5M	3.5M	2.9M	-	-	6.9M
Airport Fund Grant Funds	-	-	1.3M	0.1M	1.2M	0.6M	3.2M
Airport Fund Cash Reserves	0.1M	0.7M	2.7M	0.2M	0.4M	0.7M	4.8M
Hotel Fund Projects	-	0.1M	0.8M	-	-	-	0.9M
TOTAL PROJECTS	$22.6M	$16.6M	$26.0M	$8.4M	$6.5M	$6.2M	$86.3M

QUESTIONS?