

ABBREVIATIONS

3PL	THIRD PARTY LOGISTICS	ID	INSIDE DIAMETER
ABS	ACRYLONITRILE BUTADIENE STYRENE	IG	INSIDE INTERIOR FACE
A/C	AIR CONDITIONING	INSUL	INSULATION
ACC	ACCESSIBLE	INFO	INFORMATION
ACT	ACOUSTICAL CEILING TILE	IW	INDIRECT WASTE
ADJ	ADJUSTABLE	JC	JOB CAPTAIN
AFF	ABOVE FINISHED FLOOR	LL	LANDLORD
AHJ	AUTHORITIES HAVING JURISDICTION	MAX	MAXIMUM
		MC	MECHANICAL CONTRACTOR
ALUM	ALUMINUM	MDF	MEDIUM DENSITY FIBERBOARD
AMP	AMPERAGE		
APPROX	APPROXIMATE	MECH	MECHANICAL
ARCH	ARCHITECTURAL	MEP	MECHANICAL ELECTRICAL AND PLUMBING
BD	BOARD		
BLDG	BUILDING	MERCH	MERCHANDISE UNIT
BLKG	BLOCKING	MFG	MANUFACTURER
BOB	BOTTOM OF BEAM	MIN	MINIMUM
BOH	BACK OF HOUSE	MLOG	MOLDING
CAB	CABINET	MTL	METAL
CD	CONDENSATE DRAIN	NAT	NATURAL
CKT	CIRCUIT	NIC	NOT IN CONTRACT
CL	CENTER LINE	NL	NIGHT LIGHT
CLG	CEILING	NSF	NATIONAL SANITATION FOUNDATION
CLR	CLEAR/CLEARANCE		
CM	CONSTRUCTION MANAGER	NTS	NOT TO SCALE
CMNT	CEMENT	OA	OVERALL
CMU	CONCRETE MASONRY UNIT	OC	ON CENTER
CNTRS	CENTERS	OD	OUTSIDE DIAMETER
COMP	COMPARTMENT	OF	OWNER FURNISHED ITEM
CTR	CENTER	OF/CI	OWNER FURNISHED /CONTRACTOR INSTALLED
COL	COLUMN		
CONC	CONCRETE	OF/OI	OWNER FURNISHED /OWNER INSTALLED
CONT	CONTINUOUS		
CONST	CONSTRUCTION	OPNG	OPENING
CT	CERAMIC TILE	PC	PLUMBING CONTRACTOR
CW	COLD WATER	PD	PRODUCTION DESIGNER
CWF	COLD WATER FILTERED	PERP	PERPENDICULAR
CWN	COLD WATER NANO FILTERED	PLAM	PLASTIC LAMINATE
CWS	COLD WATER SOFTENED	PLCS	PLACES
CXFMR	CURRENT TRANSFORMER	PL	PLACE
CX	COMMISSIONING	PLEX	PLEXIGLASS
CXA	COMMISSIONING AGENT	PLYWD	PLYWOOD
DEG	DEGREES	PM	PROJECT MANAGER
DIA	DIAMETER	POC	POINT OF CONNECTION
DIM	DIMENSION	POS	POINT OF SALE
DISP	DISPENSER	PT	PAINT
DM	DESIGN MANAGER	QT	QUARRY TILE
DN	DOWN	R	RADIUS
DT	DRIVE THRU	RCM	RENOVATIONS CONTRACTOR
DTL	DETAIL		
DW(S)	DRAWING(S)	RECEPT	RECEIPT
EA	EACH	REF	REFERENCE
EC	ELECTRICAL CONTRACTOR	REFRIG	REFRIGERATOR
ELEC	ELECTRICAL	REQ(D)	REQUIRE(D)
ELEV	ELEVATION	REV	REVISED/REVISION
EQ	EQUAL	RND	ROUND
EQUIP	EQUIPMENT	RO	REVERSE OSMOSIS
EXIST	EXISTING	SB	STARBUCKS
EXP	EXPOSED	SC	SOLID CORE
EXT	EXTERIOR	SF	SQUARE FEET
FF&E	FLOOR CLEANOUT FURNITURE, FIXTURES & EQUIPMENT	SHT	SHEET
		SHT MTL	SHEET METAL
FI	FURNITURE INITIATIVES	SIM	SIMILAR
FN	FINISHED	SOL	SOLID
FIO	FURNISHED & INSTALLED BY OWNER	SPEC	SPECIFICATION
		SQ	SQUARE
FIXT	FIXTURE	SS	STAINLESS STEEL
FLEX	FLEXIBLE	STG	STORAGE
FOC	FACE OF CABINET	STRUCT	STRUCTURAL
FOG	FACE OF GLAZING	STL	STEEL
FOH	FRONT OF HOUSE	SUSP	SUSPENDED
FOIC	FURNISHED BY OWNER INSTALLED BY CONTRACTOR	SW	SOFTENED WATER
		T&G	TONGUE AND GROOVE
FOS	FACE OF STUD	TEL	TELEPHONE
FRP	FIBERGLASS REINFORCED PANEL	TEMP	TEMPORARY
		TW	TEMPERED WATER
FR	FLOOR	TYP	TYPICAL
FT	FOOT/FEET	UC	UNDERCOUNTER
FV	FIELD VERIFY	UC	UNLESS OTHERWISE NOTED
GA	GAUGE	UON	UNLESS OTHERWISE NOTED
GALV	GALVANIZED	VAL	VALIDATION
GC	GENERAL CONTRACTOR	VCT	VINYL COMPOSITION TILE
GRND	GROUND	VD	VENDOR DIRECT
GWB	GYPSPUM WALLBOARD	VERT	VERTICAL
HC	HOLLOW CORE	VIF	VERIFY IN FIELD
HD	HEAD	VT	VINYL TILE
HDR	HEADER	WD	WOOD
HDWD	HARDWOOD	WH	WATER HEATER
HDWR	HARDWARE	WMV	WHITE MAPLE VENEER
HM	HOLLOW METAL	XFMR	TRANSFORMER
HOP	HAND OFF PLANE		
HORIZ	HORIZONTAL		
HR	HOUR		
HT	HEIGHT		
HVAC	HEATING VENTILATING AIR CONDITIONING		
HW	HOT WATER		

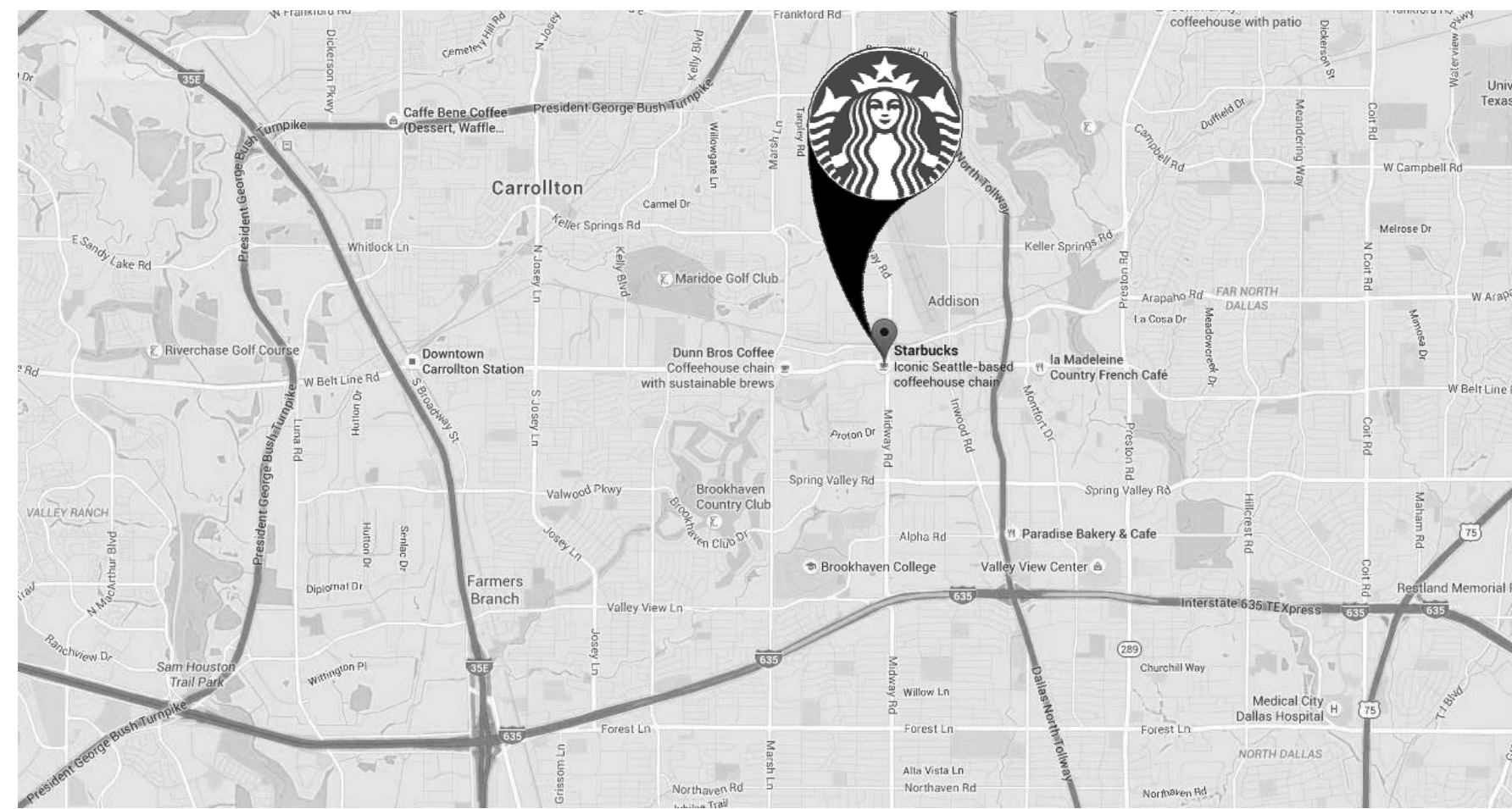
CODES

CODE AUTHORITIES:	CITY OF ADDISON, TX
BUILDING CODE:	2012 INTERNATIONAL BUILDING CODE
PLUMBING CODE:	2012 INTERNATIONAL PLUMBING CODE/ 2012 INTERNATIONAL PRIVATE SEWAGE DISPOSAL CODE
MECHANICAL CODE:	2012 INTERNATIONAL MECHANICAL CODE
ELECTRICAL CODE:	2014 NATIONAL ELECTRICAL CODE
FIRE CODE:	2012 INTERNATIONAL FIRE CODE WITH AMENDMENTS
ENERGY CODE:	2012 INTERNATIONAL ENERGY CONSERVATION CODE
ACCESSIBILITY CODE:	2012 TAS

APPROVAL STAMPS

TDLR REGISTRATION NUMBER
EABPRJB6815577

LOCATION MAP



AERIAL MAP



SITE AND OCCUPANCY

ZONING:	LR - LOCAL RETAIL; 66; SUP ORDINANCE ID: 005-021 - RESTAURANT SPECIAL USE ALCOHOL SALES
TYPE OF USE:	RETAIL SALES AND SERVICES
TYPE OF OCCUPANCY:	B
TYPE OF CONSTRUCTION:	II-B
SPRINKLERED	
INTERIOR NET AREA:	1,744 SF
OUTDOOR SEATING AREA:	127 SF
TOTAL AREA:	1,871 SF / 70
TOTAL PARKING SPACES REQUIRED:	26.73 SPACES
TOTAL PARKING:	27 SPACES
OCCUPANT LOAD:	BACKBAR 410 SF /200 = 03 CAFE SEATING UNCONCENTRATED 223 SF /15 = 15 FIXED SALES 289 SF /30 = 09 WORKROOM 460 SF /300 = 02
TOTAL INTERIOR OCCUPANT LOAD:	38
TOTAL INTERIOR SEATING:	=35 (2 ACC)
TOTAL EXTERIOR SEATING:	=10 (1 ACC)

PLUMBING FIXTURE CALCULATION (PER TABLE 2902.1)	
OCCUPANT FIXTURE LOAD:	35 + 2 + 10 + 3 = 50
REQUIRED FIXTURE TO OCCUPANT RATIO:	1 PER 25 FOR FIRST 50, AND 1 PER 50 FOR THE REMAINDER
REQUIRED NUMBER OF FIXTURES: (MALE/FEMALE)	(1/1)
PROVIDED NUMBER OF FIXTURES: (MALE/FEMALE)	(1/1)

LEGAL DESCRIPTION

ADDISON PLAZA BLK 1 LT 1A ACS 0.5219
VOL2004009/6138 DD01142004 CO-DC
0007000101A00 3CA00070001

SCOPE OF WORK

PROJECT DESCRIPTION: NEW OUTDOOR SEATING

INDEX OF SHEETS

SHEET	SHEET TITLE
GENERAL	
G-0001	GENERAL INFORMATION
G-0002	TAS (FOR REFERENCE ONLY)
G-0003	TAS (FOR REFERENCE ONLY)
CIVIL	
C-1.1	PAVING & GRADING PLAN
C-2.1	GRADING PLAN & PAVING DETAILS
ARCHITECTURAL	
A-1000	DEMOLITION SITE PLAN
A-1001	ARCHITECTURAL SITE PLAN
INTERIORS	
I-1101	OUTDOOR SEATING PLAN

GENERAL NOTES

- GENERAL CONTRACTOR SHALL VISIT THE SITE, REVIEW THE BUILDING SHELL DRAWINGS AS SUBMITTED BY THE LANDLORD OR STARBUCKS SITE SURVEYOR, AND BECOME THOROUGHLY FAMILIAR WITH THE SITE CONDITIONS PRIOR TO BIDDING OR CONSTRUCTION.
- GENERAL CONTRACTOR SHALL CONSULT WITH STARBUCKS CONSTRUCTION MANAGER TO RESOLVE ANY CHANGES, OMISSIONS, OR PLAN DISCREPANCIES PRIOR TO BIDDING OR CONSTRUCTION.
- ALL WORK SHALL BE PERFORMED IN STRICT COMPLIANCE WITH LOCAL, COUNTY, STATE, AND FEDERAL CODES AND ORDINANCES.
- GENERAL CONTRACTOR SHALL VERIFY THE LOCATION OF ALL UTILITIES.
- GENERAL CONTRACTOR TO VERIFY ALL DIMENSIONS, INCLUDING CLEARANCES REQUIRED BY OTHER TRADES, AND NOTIFY STARBUCKS CONSTRUCTION MANAGER OF ANY DISCREPANCIES PRIOR TO PROCEEDING WITH THE WORK. ALL DIMENSIONS ARE TO THE FACE OF THE FINISHED SURFACE UNLESS NOTED OTHERWISE. ALL DIMENSIONS TO BE TAKEN FROM DESIGNATED DATUM POINT. DO NOT SCALE DRAWINGS.
- GENERAL CONTRACTOR SHALL PATCH AND REPAIR ALL EXISTING WALLS, FLOORS, CEILINGS, OR OTHER SURFACES IDENTIFIED TO REMAIN THAT MAY BECOME DAMAGED DURING THE COURSE OF THE WORK.
- THE GENERAL CONTRACTOR IS RESPONSIBLE FOR OBTAINING PERMITS FOR FIRE PROTECTION, PLUMBING, MECHANICAL, AND ELECTRICAL SYSTEMS PRIOR TO INSTALLATION OF SUCH SYSTEMS.
- GENERAL CONTRACTOR SHALL RETAIN ONE SET OF THE PLANS TO NOTE AND DOCUMENT ALL CHANGES DURING CONSTRUCTION. THIS SET SHALL BE A PART OF THE GENERAL CONTRACTOR'S "STORE CLOSE-OUT PACKAGE" AS DESCRIBED IN THE CONSTRUCTION MANAGEMENT AGREEMENT.
- GENERAL CONTRACTOR IS RESPONSIBLE FOR COORDINATING DELIVERY OF MATERIALS FROM STARBUCKS CONTRACTED THIRD PARTY LOGISTICS DISTRIBUTION SERVICES AND VENDOR DIRECT SHIPMENTS. REFER TO CONSTRUCTION MANAGEMENT AGREEMENT FOR METHODS AND LEAD TIMES.
- RESPONSIBILITY FOR SUPPLY AND DELIVERY OF MATERIALS AND EQUIPMENT IS IDENTIFIED IN THE DRAWING SCHEDULE SHEETS UNDER THE COLUMN LABELED "RESPONSIBILITY". "GC" MEANS THE ITEM IS TO BE SUPPLIED BY THE GC. "SPL" MEANS AN ITEM IS SUPPLIED BY STARBUCKS VIA STARBUCKS CONTRACTED DISTRIBUTION SERVICE AND "VD" MEANS SUPPLIED BY STARBUCKS AND SHIPPED DIRECTLY TO THE SITE FROM THE VENDOR.
- FOR THE PURPOSE OF THE DOCUMENTS, TO "INSTALL", SHALL MEAN TO PROVIDE ALL FASTENERS, MISCELLANEOUS HARDWARE, BLOCKING ELECTRICAL CONNECTIONS, PLUMBING CONNECTIONS, AND OTHER ITEMS REQUIRED FOR A COMPLETE AND OPERATION INSTALLATION, UNLESS OTHERWISE NOTED.
- ALL ITEM SUBSTITUTIONS MUST BE APPROVED BY THE STARBUCKS DESIGN MANAGER.
- REFER TO ITEM CUTSHEETS FOR ADDITIONAL INFORMATION.
- ALL INTERIOR WOOD BLOCKING, INTERIOR WOOD STRUCTURAL MEMBERS, EXTERIOR WOOD AND EXTERIOR PLYWOOD TO BE FIRE RETARDANT TREATED.
- IF REQUIRED, FIRE SUPPRESSION AND SPRINKLER DRAWINGS TO BE COORDINATED BY GC AND SUBMITTED UNDER SEPARATE PERMIT.
- STARBUCKS CONTRACTS DIRECTLY WITH SIGNAGE CONTRACTOR TO PERMIT, SUPPLY AND INSTALL SIGNAGE. SIGNAGE CONTRACTOR TO VERIFY SIGNAGE COMPLIANCE WITH LOCAL CODES AND OBTAIN PERMIT AND LANDLORD APPROVAL. ANY SIGNAGE WORK IS UNDER A SEPARATE PERMIT.
- GENERAL CONTRACTOR IS RESPONSIBLE TO REVIEW ALL SHEETS FOR SCOPE OF WORK.

PROJECT CONTACTS

MAILING ADDRESS:	STARBUCKS COFFEE COMPANY 2401 UTAH AVENUE SOUTH MS STOP: S-SD10 SEATTLE WASHINGTON 98134 (206) 318-1575
PROGRAM MANAGER:	JERRY PHILLIPS STARBUCKS COFFEE COMPANY 12750 MERIT DRIVE, SUITE 1400 DALLAS, TX 75251 (972) 383-5626 PHONE
DESIGN MANAGER:	HYE REE S. KIM STARBUCKS COFFEE COMPANY 12750 MERIT DRIVE, SUITE 1400 DALLAS, TX 75251 (972) 383-5638 PHONE
CONSTRUCTION MANAGER:	KATHY TRAVIS STARBUCKS COFFEE COMPANY 12750 MERIT DRIVE, SUITE 1400 DALLAS, TX 75251 (972) 383-5631 PHONE
LANDLORD:	PIEDMONT MIDWAY PARTNERS, LP CONTACT: ROBERT L. MENCKE 3400 CARLISLE, SUITE 445 DALLAS, TX 75204 (214) 979-1125 PHONE
ARCHITECT OF RECORD:	CMA CONTACT: CHRIS OSBORNE 6060 NORTH CENTRAL EXPRESSWAY SUITE 850 DALLAS, TX 75206 (214) 466-1192 PHONE (214) 466-1197 FAX
MEP CONSULTANT OF RECORD:	SALAS O'BRIEN CONTACT: KEITH GASSMAN 1425 GREENWAY DR., SUITE 640 IRVING, TX 75038 (972) 812-1270 PHONE (972) 812-1271 FAX
CIVIL CONSULTANT OF RECORD:	LOBSINGER & POTTS STRUCTURAL ENGINEERS, INC. CONTACT: JUSTIN BRAMMER 1723 E. SOUTHLAKE BLVD., SUITE 200 SOUTHLAKE, TX 76092 (817) 897-3611 PHONE (817) 488-9937 FAX

ARCHITECT'S CERTIFICATION

I HEREBY CERTIFY THAT THE PORTION OF THIS TECHNICAL SUBMISSION DESCRIBED BELOW WAS PREPARED BY ME OR UNDER MY DIRECT SUPERVISION AND RESPONSIBLE CHARGE. I AM A DULY REGISTERED ARCHITECT UNDER THE LAWS OF THE STATE OF TEXAS.

PAGES OR SHEETS COVERED BY THIS SEAL :

THE FOLLOWING ARCHITECTURAL DRAWINGS SHEETS:

G-0001	A-1000
G-0002	A-1001
G-0003	I-1101

RESPONSIBILITY LEGEND

SB / GC	FURNISHED BY STARBUCKS (WAREHOUSE OR VENDOR DIRECT) / INSTALLED BY GENERAL CONTRACTOR
SB / SB	FURNISHED BY STARBUCKS (WAREHOUSE OR VENDOR DIRECT) / INSTALLED BY STARBUCKS VENDOR
GC / GC	FURNISHED BY GENERAL CONTRACTOR / INSTALLED BY GENERAL CONTRACTOR
LL / LL	FURNISHED BY LANDLORD / INSTALLED BY LANDLORD




Starbucks Coffee Company
2401 UTAH AVENUE SOUTH
SEATTLE, WASHINGTON 98134
(206) 318-1575

THESE PLANS AND SPECIFICATIONS, AS WELL AS STARBUCKS' NAME, LOGO, TRADEMARKS, AND DESIGNS ARE THE EXCLUSIVE PROPERTY OF STARBUCKS CORPORATION. ANY REPRODUCTION, MODIFICATION, DISSEMINATION, AND/OR USE OF THESE MATERIALS (OR ANY PORTION OF THEM) WITHOUT STARBUCKS' PRIOR WRITTEN CONSENT IS STRICTLY PROHIBITED.

Architect of Record



I HEREBY CERTIFY THAT THE PORTIONS OF THIS TECHNICAL SUBMISSION BEARING MY SEAL AND SIGNATURE WERE PREPARED BY ME OR UNDER MY SUPERVISION AND RESPONSIBLE CHARGE. I AM A DULY REGISTERED ARCHITECT UNDER THE LAWS OF THE STATE OF TEXAS.
BRUCE M. CARLSON



PERMIT SET

SIGNATURE	BRUCE M. CARLSON
DATE ISSUED	5/02/2016
REG. NO.	13057

ISSUE SCHEDULE

5/02/2016	PERMIT SET
	BB SET

REVISION SCHEDULE

REV	DATE	BY	DESCRIPTION
1	06.10.16		SPECIAL USE PERMIT - OUTDOOR SEATING
2	07.08.16		SPECIAL USE PERMIT - OUTDOOR SEATING - FINAL
3	11.21.16		SPECIAL USE PERMIT - OUTDOOR SEATING - FINAL
4	12.09.16		SPECIAL USE PERMIT - OUTDOOR SEATING - FINAL

PROJECT NAME:
**MIDWAY & BELTLINE
OUTDOOR SEATING
SUBMITTAL - FINAL**
15099 MIDWAY RD
ADDISON, TX 75244
COUNTY: DALLAS

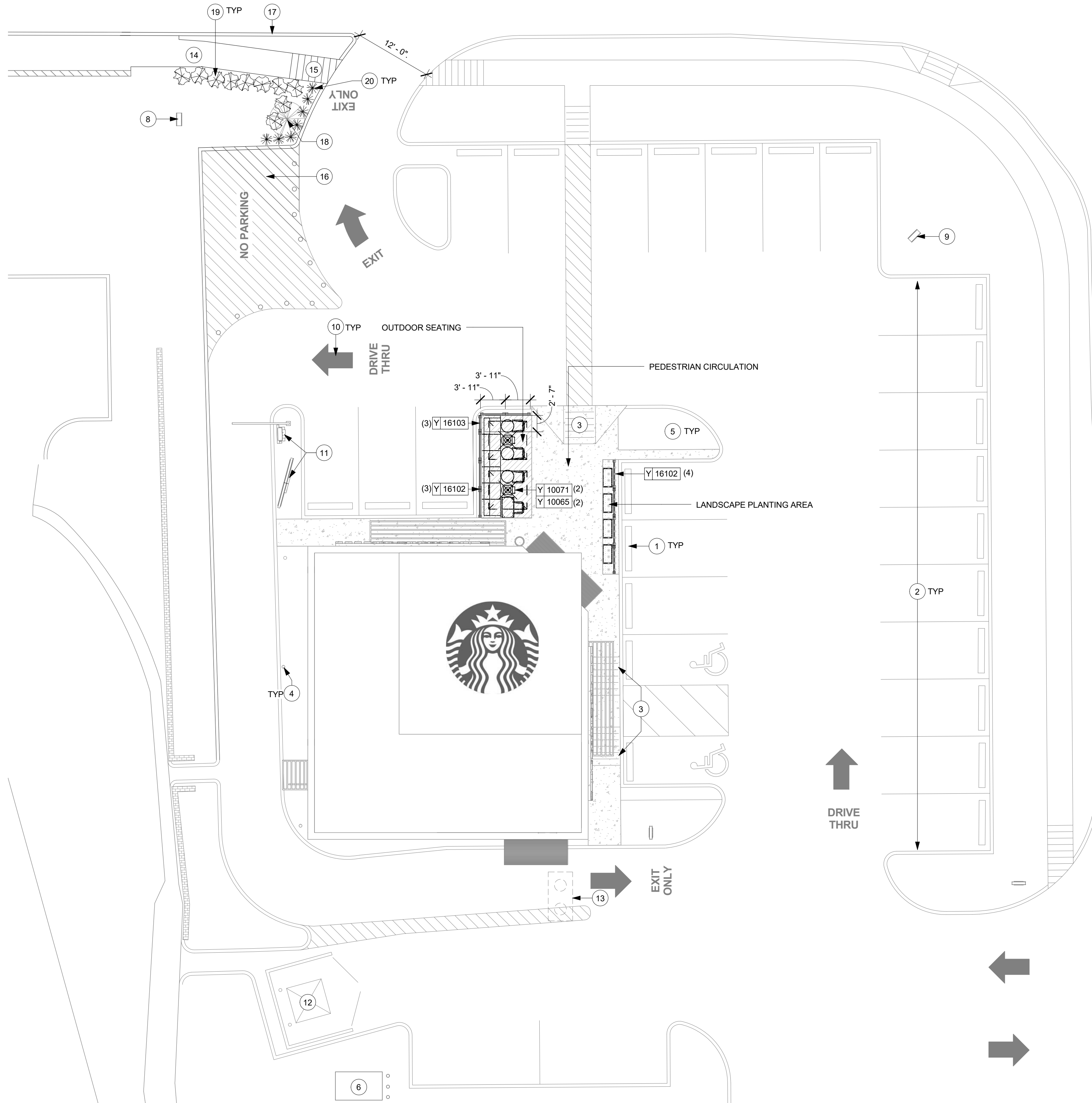
STORE #:	9443
CPN/PROJECT #:	25373-049
CMA PROJECT #:	16104.013
CONCEPT:	MCS/DTE
DESIGN MANAGER:	HYE REE KIM
CONSTRUCTION MANAGER:	KATHY TRAVIS

GENERAL INFORMATION

SHEET NUMBER: **G-0001**

ISSUE DATE: 5/02/2016

12/9/2016 3:36:33 PM V:\SBUX\PROJECTS\RENO\16104\16104.013_Midway & Beltline - Addison, TX\Drawings\Work in Progress\16104.013_Midway & Beltline_A_2015_SUP_ONLY.rvt



SHEET NOTES ①


1. EXISTING WHEEL STOPS
2. EXISTING PARKING STRIPES
3. EXISTING HANDICAP RAMP
4. EXISTING BOLLARD
5. EXISTING LANDSCAPE
6. EXISTING TRANSFORMER
7. EXISTING MENU BOARD
8. EXISTING DIRECTIONAL SIGN
9. EXISTING MONUMENT SIGN
10. EXISTING DIRECTIONAL PAVEMENT GRAPHICS
11. EXISTING DRIVE-THRU EQUIPMENT
12. EXISTING DUMPSTER ENCLOSURE, LOCKABLE USING STEEL GATES OR CHAIN. COORDINATE WITH STARBUCKS CM.
13. APPROXIMATE LOCATION OF EXISTING GREASE TRAP
14. NEW ADA/TAS COMPLIANT SIDEWALK, REFER TO G-0002 AND G-0003
15. NEW ADA/TAS COMPLIANT RAMP, REFER TO G-0002 AND G-0003
16. RESTRIPE "NO PARKING" AS REQUIRED
17. NEW CURB, REFER TO CIVIL
18. NEW CREPE MYRTLE, GC TO VERIFY COMPLIANCE WITH CITY REGULATIONS
19. NEW BOXWOOD SHRUBS, GC TO VERIFY COMPLIANCE WITH CITY REGULATIONS
20. NEW LINDHEIMER GRASS, GC TO VERIFY COMPLIANCE WITH CITY REGULATIONS

ARCHITECTURAL SITE PLAN GENERAL NOTES

- A. REFER TO EXTERIOR ELEVATIONS FOR BUILDING SIGNAGE LOCATION AND DESIGN ID. REFER TO ELECTRICAL PLANS FOR ELECTRICAL REQUIREMENTS
- B. ALL SIGNAGE TO BE PERMITTED UNDER SEPARATE PERMIT.
- C. STARBUCKS CONTRACTS DIRECTLY WITH SIGNAGE CONTRACTOR TO PERMIT, SUPPLY AND INSTALL SIGNAGE. SIGNAGE CONTRACTOR TO VERIFY SIGNAGE COMPLIANCE WITH LOCAL CODES AND OBTAIN PERMIT AND LANDLORD APPROVAL.
- D. SIGNAGE CONTRACTOR SHALL VERIFY SIZE & LOCATION OF ANY & ALL ALLOWABLE MONUMENT OR POLE SIGNAGE WITH LANDLORD & PROVIDE SHOP DRAWING(S) PRIOR TO FABRICATION TO STARBUCKS DESIGNER FOR APPROVAL.
- E. GC TO COORDINATE AND SCHEDULE SIGNAGE INSTALLATION WITH THE SIGNAGE CONTRACTOR PROVIDING A MINIMUM SCHEDULING NOTICE OF 4 WEEKS AND 1 WEEK PRIOR TO SCHEDULED DATE OF INSTALLATION. STARBUCKS CM TO PROVIDE GC WITH SIGNAGE CONTRACTOR CONTACT INFORMATION.
- F. SIGNAGE CONTRACTOR TO SUPPLY SHOP DRAWINGS TO STARBUCKS CM AND TO THE GC AS NEEDED. GC TO NOTIFY STARBUCKS CM IMMEDIATELY IF SHOP DRAWINGS OR INSTALLATION IS IN DISCREPANCY WITH STARBUCKS ARCHITECTURAL DRAWINGS.
- G. DO NOT SCALE DRAWINGS

SITE SCHEDULE - "Y"					
DESIGN ID	COUNT	DESCRIPTION	RESP.	BULB	COMMENTS
OTHER					
16102	7	PARTITION MESH WITH WOOD TOP RAIL - 54IN 1370MM	SB / GC		REPLACE METAL MESH WITH WOOD PLANKS
16103	3	PARTITION MESH WITH WOOD TOP RAIL - VARIABLE	SB / GC		REPLACE METAL MESH WITH WOOD PLANKS; REFER TO PLAN
PLANTER					
14451	4	PLANTER - BOX - 36X18X18IN 915X455X455MM - BLACK	SB / GC		
UMBRELLA					
10065	2	UMBRELLA - 6FT 183CM - GREEN CANVAS WITH STARBUCKS WORDMARK F0056	SB / GC		
10071	2	UMBRELLA - BASE FOR 6FT 183CM	SB / GC		

① **SITE PLAN**
Scale: 1" = 10'-0"



RESPONSIBILITY LEGEND

- SB / GC FURNISHED BY STARBUCKS (WAREHOUSE OR VENDOR DIRECT) / INSTALLED BY GENERAL CONTRACTOR
- SB / SB FURNISHED BY STARBUCKS (WAREHOUSE OR VENDOR DIRECT) / INSTALLED BY STARBUCKS VENDOR
- GC / GC FURNISHED BY GENERAL CONTRACTOR / INSTALLED BY GENERAL CONTRACTOR
- LL / LL FURNISHED BY LANDLORD / INSTALLED BY LANDLORD




Starbucks Coffee Company
2401 UTAH AVENUE SOUTH
SEATTLE, WASHINGTON 98134
(206) 318-1575

THESE PLANS AND SPECIFICATIONS, AS WELL AS STARBUCKS' NAME, LOGO, TRADEMARKS, AND DESIGNS ARE THE EXCLUSIVE PROPERTY OF STARBUCKS CORPORATION. ANY REPRODUCTION, MODIFICATION, DISCLOSURE, AND/OR USE OF THESE MATERIALS (OR ANY PORTION OF THEM) WITHOUT STARBUCKS' PRIOR WRITTEN CONSENT IS STRICTLY PROHIBITED.



I HEREBY CERTIFY THAT THE PORTIONS OF THIS TECHNICAL SUBMISSION BEARING MY SEAL AND SIGNATURE WERE PREPARED BY ME OR UNDER MY SUPERVISION AND RESPONSIBLE CHARGE. I AM A DULY REGISTERED ARCHITECT UNDER THE LAWS OF THE STATE OF TEXAS.
BRUCE M. CARLSON



PERMIT SET

SIGNATURE: BRUCE M. CARLSON
DATE ISSUED: 5/02/2016
REG. NO.: 13057

ISSUE SCHEDULE	
5/02/2016	PERMIT SET BID SET

REVISION SCHEDULE			
REV	DATE	BY	DESCRIPTION
1	06.10.16		SPECIAL USE PERMIT - OUTDOOR SEATING
2	07.08.16		SPECIAL USE PERMIT - OUTDOOR SEATING - FINAL
3	11.21.16		SPECIAL USE PERMIT - OUTDOOR SEATING - FINAL
4	12.09.16		SPECIAL USE PERMIT - OUTDOOR SEATING - FINAL

PROJECT NAME:
**MIDWAY & BELTLINE
OUTDOOR SEATING
SUBMITTAL - FINAL**
15099 MIDWAY RD
ADDISON, TX 75244
COUNTY: DALLAS

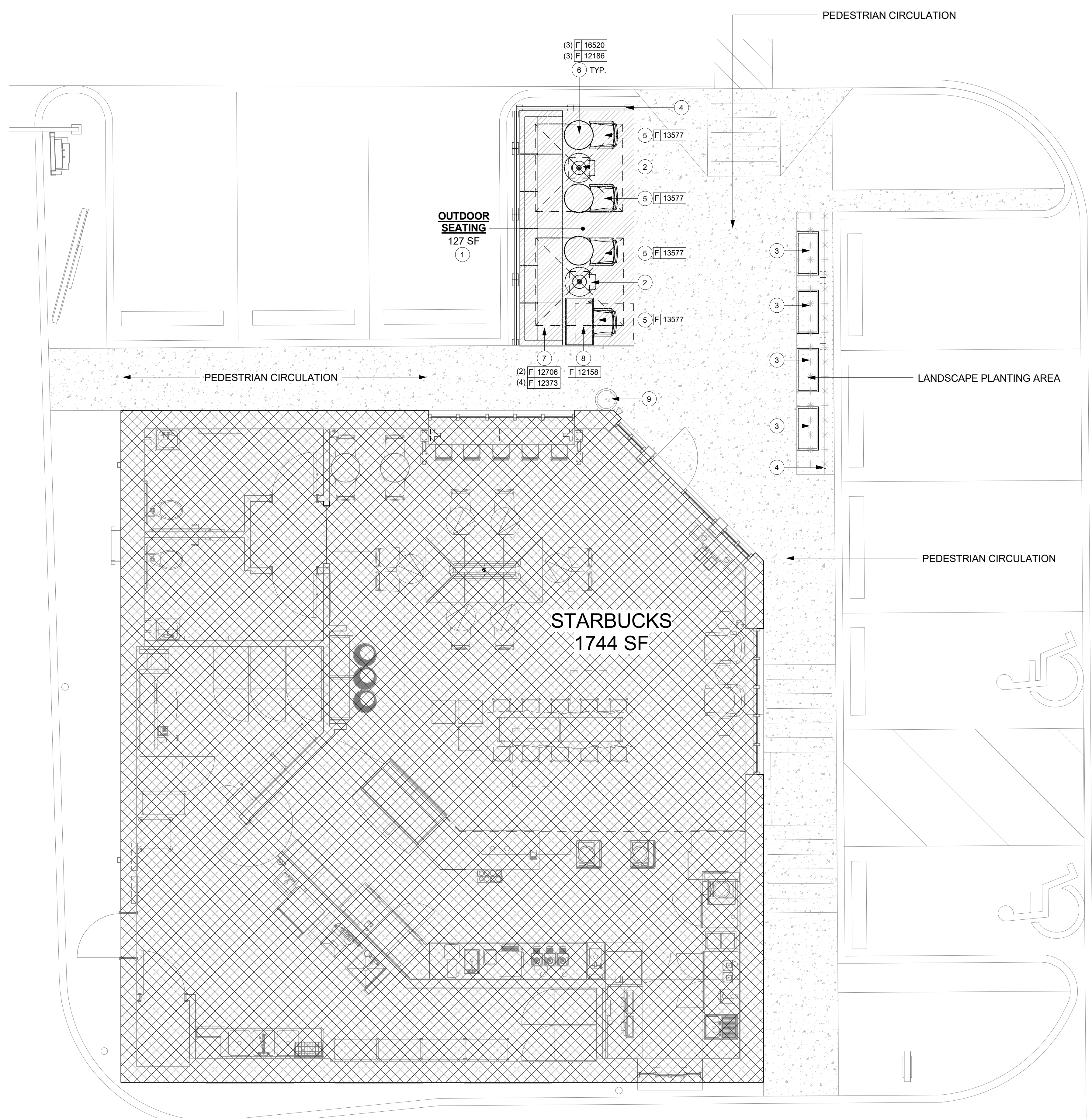
STORE #: 9443
CPN/PROJECT #: 25373-049
CMA PROJECT #: 16104.013
CONCEPT: MCS/DTE
DESIGN MANAGER: HYE REE KIM
CONSTRUCTION MANAGER: KATHY TRAVIS

SHEET TITLE:
ARCHITECTURAL SITE PLAN

SHEET NUMBER:
A-1001

ISSUE DATE: 5/02/2016

12/9/2016 3:36:48 PM V:\SBUX\PROJECTS\RENO\16104\16104.013_Midway & Beltline - Addison, TX\Drawings\Work in Progress\16104.013_Midway & Beltline_A_2015_SUP_ONLY.rvt



SHEET NOTES ①

1. THERE ARE NO TABLES DESIGNATED FOR SMOKING IN THE OUTDOOR SEATING AREA.
2. UMBRELLA AND BASE
3. PLANTERS
4. RAILING
5. OUTDOOR CHAIR
6. OUTDOOR TABLE
7. OUTDOOR SOFT SEATING
8. ADA TABLE
9. TRASH CAN

SITE LEGEND

- STARBUCKS NET AREA
- OUTDOOR SEATING AREA
- PEDESTRIAN CIRCULATION
- LANDSCAPE PLANTING AREA

PARKING REQUIREMENT:

BUILDING AREA: 1,744 SF
 SEATING AREA: 127 SF
 TOTAL AREA: 1,871 SF
 1,871 SF / 70 =
 26.73 PARKING SPACES
 27 EXISTING PARKING SPACES

FURNITURE SCHEDULE - "F"				
DESIGN ID	COUNT	DESCRIPTION	RESP.	COMMENTS
CHAIR				
12373	4	CHAIR - LOUNGE ARMLESS BASKET WEAVE - TAUPE WOVEN F0044	SB / GC	
12706	2	CHAIR - LOUNGE BASKET WEAVE SECTIONAL CORNER - TAUPE WOVEN F0044	SB / GC	
13577	4	CHAIR - CAFE MODERN WOVEN SUITE WITH ARMS - BLACK WEAVE F0045	SB / GC	
TABLE				
12158	1	TABLE - ACCESSIBLE METAL SUITE - 39X23IN 990X585MM - SILVER MT0021	SB / GC	
12186	3	TABLE - TOP ROUND - 24IN 610MM - WHITE WITH VEINING CP0002	SB / GC	




Starbucks Coffee Company
 2401 UTAH AVENUE SOUTH
 SEATTLE, WASHINGTON 98134
 (206) 318-1575

THESE PLANS AND SPECIFICATIONS, AS WELL AS STARBUCKS' NAME, LOGO, TRADEMARKS, AND DESIGNS ARE THE EXCLUSIVE PROPERTY OF STARBUCKS CORPORATION. ANY REPRODUCTION, MODIFICATION, DISSEMINATION, AND/OR USE OF THESE MATERIALS (OR ANY PORTION OF THEM) WITHOUT STARBUCKS' PRIOR WRITTEN CONSENT IS STRICTLY PROHIBITED.

Architect of Record

CMA
 architecture • planning • interior design

I HEREBY CERTIFY THAT THE PORTIONS OF THIS TECHNICAL SUBMISSION BEARING MY SEAL AND SIGNATURE WERE PREPARED BY ME OR UNDER MY SUPERVISION AND RESPONSIBLE CHARGE. I AM A DULY REGISTERED ARCHITECT UNDER THE LAWS OF THE STATE OF TEXAS.
 BRUCE M. CARLSON



PERMIT SET

SIGNATURE: BRUCE M. CARLSON
 DATE ISSUED: 5/02/2016
 REG. NO.: 13057

ISSUE SCHEDULE	
5/02/2016	PERMIT SET
	BID SET

REVISION SCHEDULE

REV	DATE	BY	DESCRIPTION
1	06.10.16		SPECIAL USE PERMIT - OUTDOOR SEATING
2	07.08.16		SPECIAL USE PERMIT - OUTDOOR SEATING - FINAL
3	11.21.16		SPECIAL USE PERMIT - OUTDOOR SEATING - FINAL

PROJECT NAME:
**MIDWAY & BELTLINE
 OUTDOOR SEATING
 SUBMITTAL - FINAL**
 15099 MIDWAY RD
 ADDISON, TX 75244
 COUNTY: DALLAS

STORE #: 9443
 CPN/PROJECT #: 25373-049
 CMA PROJECT #: 16104.013
 CONCEPT: MCS/DTE
 DESIGN MANAGER: HYE REE KIM
 CONSTRUCTION MANAGER: KATHY TRAVIS

SHEET TITLE:
**OUTDOOR SEATING
 PLAN**

SHEET NUMBER:
I-1101

ISSUE DATE: 5/02/2016

① **OUTDOOR SEATING PLAN**
 Scale: 1/4" = 1'-0"

